

Università degli Studi di Trieste

Corso di Laurea Magistrale in
INGEGNERIA CLINICA

BIOMEDICAL REFERENCE DATABANKS

Corso di Informatica Medica

Docente Sara Renata Francesca MARCEGLIA



Dipartimento di Ingegneria e Architettura



UNIVERSITÀ
DEGLI STUDI DI TRIESTE

THE INCREASING SCIENTIFIC KNOWLEDGE



UNIVERSITÀ
DEGLI STUDI DI TRIESTE

Increased number of scientific papers published

New journals



INCREASED KNOWLEDGE



BIBLIOGRAPHIC RESEARCH

The bibliographic research is essential to:

- **Start the research** (state-of-the-art evaluation/review)
- **Create new answers** to specific needs according to the available literature (new applications based on previous knowledge)



NEED OF BIBLIOGRAPHIC SOURCES

- PROMPTLY AVAILABLE
- RELIABLE

BIBLIOGRAPHY DATABANKS

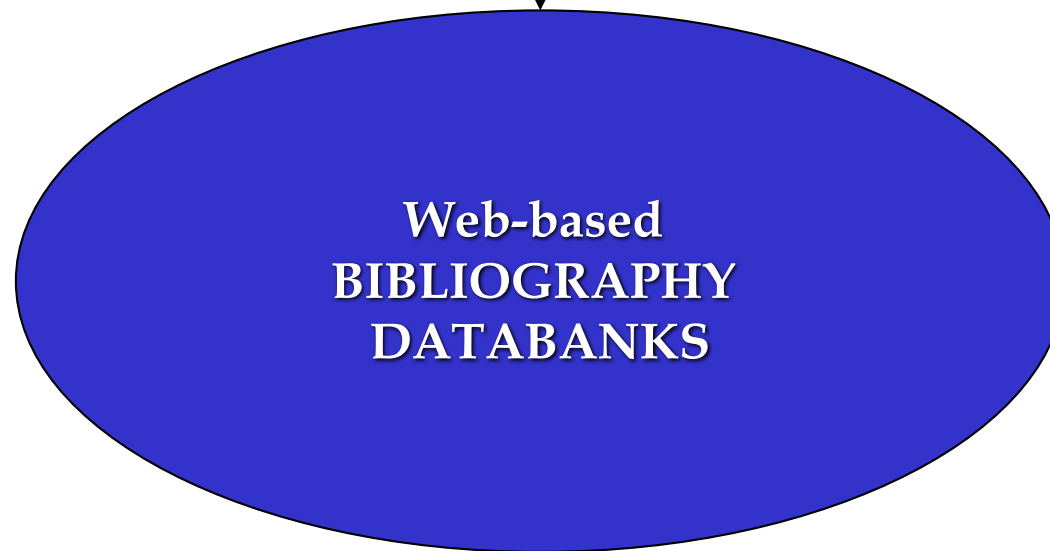


UNIVERSITÀ
DEGLI STUDI DI TRIESTE

Increased medical
knowledge

Need of bibliographic
research

Easy access and
availability



EXAMPLES (1/2)



BANCHE DI BIBLIOGRAFIA IN BIOMEDICINA					
Nome	Aree coperte	Copertura temporale	Fonti considerate	Frequenza di aggiornamento	Accesso
Medline	Tutte	Dal 1966	4592 riviste	Settimanale	Gratuito
Embase (Excerpta medica)	Tutte (settore farmaceutico)	Dal 1974	4168 riviste	Settimanale	Pagamento
Pascal Biomed	Tutte	Dal 1973	6885 riviste	Settimanale (online)	Pagamento
Cochrane Library	Tutte (in modo parziale)	-	Tende alla esaustività	Trimestrale	Pagamento
Best Evidence	Tutte (in modo parziale)	Dal: 1991 (ACPJC) 1995 (EBM)	ACP JC EBM	Annuale	Pagamento

EXAMPLES (2/2)



ALCUNE BANCHE DI BIBLIOGRAFIA DI BIOMEDICINA SPECIALISTICA					
Nome	Aree coperte	Copertura temporale	Numero documenti	Frequenza di aggiornamento	Accesso
Aidslines	Aids	Dal 1980	186000	Settimanale	Gratuito
Cancerlit	Oncologia	Dal 1966	1.5 mln	Mensile	Gratuito
Bioethicsline	Etica medica	Dal 1973	60000	Bimensile	Gratuito
Toxline	Tossicologia	Dal 1965	2.6 mln	Mensile	Gratuito
HealthStar	Servizi e gestione sanitaria	Dal 1975	3.1 mln	Settimanale	Gratuito
BDSP	Salute pubblica	Dal 1970	214828	-	Pagamento
PsychINFO	Psicologia	Dal 1967	1.6 mln	Mensile	Pagamento
Allyed & Complementary Medicine	Medicine parallele	Dal 1985	103600	Mensile	Pagamento
Belit	bioetica	-	150000	-	Gratuito



INFORMATION QUALITY

- It is easy to implement references databanks using available ICTs and web technologies
- **Bibliography databanks refer only to quality information**
- Scientific papers to be published need to be:
 - ✓ Peer-reviewed to obtain the comments from expert colleagues
 - ✓ If the comments are all positive, the paper is accepted
 - ✓ If the comments are negative →
 - ✓ Request for paper revision (major/minor)
 - ✓ Reject
 - ✓ After the revision
 - ✓ New review
 - ✓ Direct acceptance/rejection

SCIENTIFIC PAPER ARCHITECTURE



UNIVERSITÀ
DEGLI STUDI DI TRIESTE

- Journal name
- Publication date (volume, issue, pages)
- Authors
- Affiliations
- Title
- Keywords
- Abstract
- Body
 - ✓ Introduction
 - ✓ Material and methods
 - ✓ Results
 - ✓ Discussion
 - ✓ Conclusions
- Acknowledgements
- References



THE SCIENTIFIC PAPER

Citation


Journal of Biomedical Informatics 52 (2014) 92–104



Contents lists available at ScienceDirect

Journal of Biomedical Informatics

journal homepage: www.elsevier.com/locate/yjbin



Journal
name

Title

WebBioBank: A new platform for integrating clinical forms and shared neurosignal analyses to support multi-centre studies in Parkinson's Disease



Elena Rossi ^{a,1}, Manuela Rosa ^{b,1}, Lorenzo Rossi ^b, Alberto Priori ^b, Sara Marceglia ^{a,*}

Affiliations

^aDipartimento di Elettronica, Informazione e Bioingegneria, Politecnico di Milano, piazza Leonardo da Vinci 32, 20133 Milan, Italy

^bCentro Clinico per la Neurostimolazione, le Neurotecnologie ed i Disturbi del Movimento, Fondazione IRCCS Ca' Granda, Ospedale Maggiore Poligrafico, Milan, Italy

Authors

ARTICLE INFO

Article history:

Received 3 October 2013

Accepted 28 August 2014

Available online 7 September 2014

Keywords:

Web-based platform

Database

Multi-centre clinical study

Operative unit

Parkinson's Diseases

Signal processing

ABSTRACT

Background: The web-based systems available for multi-centre clinical trials do not combine clinical data collection (Electronic Health Records, EHRs) with signal processing storage and analysis tools. However, in pathophysiological research, the correlation between clinical data and signals is crucial for uncovering the underlying neurophysiological mechanisms. A specific example is the investigation of the mechanisms of action for Deep Brain Stimulation (DBS) used for Parkinson's Disease (PD); the neurosignals recorded from the DBS target structure and clinical data must be investigated.

Objective: The aim of this study is the development and testing of a new system dedicated to a multi-centre study of Parkinson's Disease that integrates biosignal analysis tools and data collection in a shared and secure environment.

Methods: We designed a web-based platform (WebBioBank) for managing the clinical data and biosignals of PD patients treated with DBS in different clinical research centres. Homogeneous data collection was ensured in the different centres (Operative Units, OUs). The anonymity of the data was preserved using unique identifiers associated with patients (ID BAC). The patients' personal details and their equivalent ID BACs were archived inside the corresponding OU and were not uploaded on the web-based platform; data sharing occurred using the ID BACs. The system allowed researchers to upload different signal processing functions (in a .dll extension) onto the web-based platform and to combine them to define dedicated algorithms.

Results: Four clinical research centres used WebBioBank for 1 year. The clinical data from 58 patients treated using DBS were managed, and 186 biosignals were uploaded and classified into 4 categories based on the treatment (pharmacological and/or electrical). The user's satisfaction mean score exceeded the satisfaction threshold.

Conclusions: WebBioBank enabled anonymous data sharing for a clinical study conducted at multiple centres and demonstrated the capabilities of the signal processing chain configuration as well as its effectiveness and efficiency for integrating the neurophysiological results with clinical data in multi-centre studies, which will allow the future collection of homogeneous data in large cohorts of patients.

© 2014 Elsevier Inc. All rights reserved.

Information
on acceptance

Abstract

THE PEER-REVIEW PROCESS (1)



View Review Comments for Manuscript CBM-D-14-00776R1

"A Novel Data Calibration Sensitive Imaging for Microwave Early Breast Cancer Detection via
Images Based Model"

Click the Reviewer recommendation term to view the Reviewer comments.

	Revision 1	Original Submission
(Reviewer 1)	(None)	Minor Revision
(Reviewer 2)	Reject	Reject
Sara Renata Francesca Marceglia, Ph.D. (Reviewer 3)	Major Revision	(None)
(Reviewer 4)	Reject	(None)

Close

THE PEER-REVIEW PROCESS (2)

CBM-D-14-00776R1**Revision 1****Sara Renata Francesca Marceglia, Ph.D. (Reviewer 3)**

Reviewer Recommendation Term:	Major Revision	
Manuscript Rating Question(s):		
Please rate on a scale of 1-3 whether the Highlights are a meaningful and accurate representation of the article. 1 = Meaningful; 2 = Not Meaningful; 3 = Not Provided. For more information, see www.elsevier.com/highlights	Scale	Rating
	[1-3]	N/A
Please rate on a scale of 1-3 whether the Graphical Abstract is a meaningful and an accurate representation of the article. 1 = Meaningful; 2 = Not Meaningful; 3 = Not Provided. For more information, see www.elsevier.com/graphicalabstracts	[1-3]	N/A
Comments to Editor:	REVIEWER: Please indicate to the Editor whether any of the following apply, by deleting 'Y' or 'N' as appropriate: * The writing needs substantial improvement - grammar and spelling Y * Improper formatting was used (figures, tables, legends too small) N * The work is too incremental compared to authors' or others' prior work N * The manuscript is for the most part previously published by the authors N * The study is too biological and not quantitative/computational enough N Dear Editor, I read the manuscript and I believe that it worths to let the authors re-revise it. It still have a language problem (I can tell it even though I am not a native English speaker) and I totally agree with the other reviewer that it still lacks the contextualization and comparison with the other approaches. I don't agree, conversely, on the fact that it lacks novelty. It is anyway a different and simpler way to treat the problem of skin reflection, and it could be useful for the imaging community. I would suggest to let them revise it. With kind regards, Sara	
Comments to Author:	The paper "A Novel Dual Calibration Confocal Imaging for Microwave Early Breast Tumor detection in MR Images Based Model" describes a dual calibration technique for microwave breast tumour detection. The model is based on 3D breast MR images and uses a uniformly spaced moving antenna array. The method is described in details and the simulation model is valuable. Also, the figures are informative and well presented in the text. I have two major critiques related to the manuscript: 1- the language needs a deep revision from a native English speaker. There are many grammar and syntax mistakes (e.g., in the highlights, "Confocal algorithm use ..." should be "The confocal algorithm uses..."; in the introduction "Mammography and magnetic resonance imaging (MRI) are most common" should be "Mammography and magnetic resonance imaging (MRI) are the most common"). 2- even though the authors describe the available literature on the current state of the art of artefact removal techniques, they do not explain why the proposed methodology differs from the others and how it contributes to overcome the current limitations. Despite the detailed "Methods" and "Results" sections, the manuscript completely lacks the discussion of the results in the light of the current state-of-the-art. The "Conclusions" just provide a summary of the results and do not contextualize the authors' findings.	



THE DECISION LETTER

22-Feb-2015

Dear Dr. Marceglia:

Manuscript ID ACI-2014-12-RA-0115 entitled "A Standards-Based Architecture Proposal for Integrating Patient mHealth Apps to Electronic Health Record Systems" which you submitted to the Applied Clinical Informatics, has been reviewed. The comments of the reviewer(s) and Associate Editor (if applicable) are included at the bottom of this letter.

The reviewer(s) have recommended publication with Minor Revisions to your manuscript. Therefore, I invite you to respond to the reviewer(s)' comments and revise your manuscript.

The revised manuscript must be UNBLINDED and must contain a section on Human Subject Research Approval and a section on Conflict of Interest.

We encourage you to revise your manuscript within the next 3 weeks to optimize turn-around. Revisions received more than 8 weeks from the date of the decision letter will be considered new submissions, subject to a full round of reviews.

Please log into <https://mc.manuscriptcentral.com/acij> and enter your Author Center, where you will find your manuscript title listed under "Manuscripts with Decisions." Under "Actions," click on "Create a Revision." Your manuscript number has been appended to denote a revision. You will be unable to make your revisions on the originally submitted version of the manuscript. Instead, revise your manuscript using a word processing program and save it on your computer. Please also highlight the changes to your manuscript within the document by using the track changes mode in MS Word or by using bold or colored text. Once the revised manuscript is prepared, you can upload it and submit it through your Author Center. When submitting your revised manuscript, you will be able to respond to the comments made by the reviewer(s) in the space provided. You can use this space to document any changes you make to the original manuscript. In order to expedite the processing of the revised manuscript, please be as specific as possible in your response to the reviewer(s).

While Applied Clinical Informatics focuses on the applied aspects of informatics, we aim to give our readers some methodological background as well. In our experience, Methods of Information in Medicine (<http://www.schattauer.de/en/magazine/subject-areas/journals-a-z/methods.html>) is useful in providing such theoretical background and we encourage references to this journal where appropriate.

IMPORTANT: Your original files are available to you when you upload your revised manuscript. Please delete any redundant files before completing the submission. Because we are trying to facilitate timely publication of manuscripts submitted to the Applied Clinical Informatics, your revised manuscript should be uploaded as soon as possible. If it is not possible for you to submit your revision in a reasonable amount of time, we may have to consider your paper as a new submission.

Once again, thank you for submitting your manuscript to the Applied Clinical Informatics and I look forward to receiving your revision.

Sincerely,

Dr. Christoph Lehmann
Editor in Chief, Applied Clinical Informatics
culehmann@gmail.com

Reviewer(s)' Comments to Author:

Reviewer: 1

Comments to the Author
In reading this, I had several considerations.

The communication between the mobile application and EHR are encrypted and deidentified, using only a patient ID (which I assume is random). Does the mobile application itself include the patient's name, physician's name, etc.? If someone were to find the mobile device, then easy deduction can allow one to discover the patient's name and medical condition. I know your paper says you do not store health information on the device, but this was left a little unclear to me. Does the application have password or TouchID validation to abate this? Additionally, at what point is the information re-identified, and how is this done? It seems that the logical place would be on the EMR side, but this is not apparent in the paper.

Since no health information is stored on the mobile device, how does this contribute to patient health information tracking? Would these data (which are stored in the multiple repositories, per Figure 2A/B) then be accessible to the mobile platform for longitudinal tracking? As it stands, communication looks to be only one-way in terms of this.

MEDLINE-PUBMED



- It is the mostly used databank in medicine
- The article is retrieved as **citation** (not “full text”)
- US National Library of Medicine (NLM, www.ncbi.nlm.nih.gov)
- Free access
- 74% papers in English
- 40% of the journals are published in the US

MEDLINE/PUBMED



UNIVERSITÀ
DEGLI STUDI DI TRIESTE

PubMed Overview

MEDLINE

[MEDLINE](#) is the NLM's premier bibliographic database that contains references to journal articles in the life sciences with a concentration on biomedicine. A distinctive feature of MEDLINE is that the records are indexed with NLM's [Medical Subject Headings](#) (MeSH). The database contains citations from [1950 to the present](#), with some older material. New citations that have been indexed with MeSH terms, publication types, GenBank accession numbers, and other indexing data are available daily (Tuesday through Saturday) and display with the tag [PubMed - indexed for MEDLINE]. See also the [MEDLINE/PubMed Resources Guide](#).

MEDLINE/PUBMED



PubMed Overview

Introduction

PubMed, available via the NCBI [Entrez retrieval system](#), was developed by the [National Center for Biotechnology Information \(NCBI\)](#) at the [National Library of Medicine \(NLM\)](#), located at the [U.S. National Institutes of Health \(NIH\)](#). Entrez is the text-based search and retrieval system used at NCBI for services including PubMed, Nucleotide and Protein Sequences, Protein Structures, Complete Genomes, Taxonomy, OMIM, and many others. PubMed provides access to citations from biomedical literature. [LinkOut](#) provides access to full-text articles at journal Web sites and other related Web resources. PubMed also provides access and links to the other Entrez molecular biology resources.

MEDLINE/PUBMED



UNIVERSITÀ
DEGLI STUDI DI TRIESTE

United States National Library of Medicine
National Institutes of Health

[Return to Web Version](#)

Fact Sheet

What's the Difference Between MEDLINE® and PubMed®?



MEDLINE/PUBMED

- MEDLINE®
- National Library of Medicine® (NLM®) journal citation database.
- Started in the 1960s, it now provides over 21 million references to biomedical and life sciences journal articles back to 1946.
- MEDLINE includes citations from over 5,600 scholarly journals published around the world.
- Publishers submit journals to an NIH-chartered advisory committee, the Literature Selection Technical Review Committee (LSTRC), which reviews and recommends journals for MEDLINE.
- The MEDLINE database is directly searchable from NLM as a subset of the PubMed® database as well as through other numerous search services that license the data.



PUBMED

- Has been available since 1996 (now 23 mln references)
- Include the MEDLINE database plus the following types of citations:
 - In-process citations, which provide records for articles before those records go through quality control and are indexed with MeSH or converted to out-of-scope status.
 - Citations to articles that are out-of-scope from certain MEDLINE journals (general science and general chemistry journals)
 - "Ahead of Print" citations .
 - Citations that precede the date that a journal was selected for MEDLINE indexing and Pre-1966 citations.
 - Citations to some additional life sciences journals that submit full text to PMC[®] (PubMed Central[®]) and receive a qualitative review by NLM.
 - Citations to author manuscripts of articles published by NIH-funded researchers and Citations for the majority of books available on the NCBI Bookshelf .



PUBMED CENTRAL (PMC)


- Launched in 2000
- Free archive for full-text biomedical and life sciences journal articles.
- Repository for journal literature deposited by participating publishers, as well as for author manuscripts that have been submitted in compliance with the NIH Public Access Policy and similar policies of other research funding agencies.
- Although free access is a requirement for PMC deposit, publishers and individual authors may continue to hold copyright on the material in PMC and publishers can delay the release of their material in PMC for a short period after publication.
- There are reciprocal links between the full text in PMC and corresponding citations in PubMed.

MESH TERMS



NCBI Resources ▾ How To ▾ Sign in to NCBI

MeSH [Limits](#) [Advanced](#) [Help](#)



MeSH

MeSH (Medical Subject Headings) is the NLM controlled vocabulary thesaurus used for indexing articles for PubMed.

Using MeSH

[Help](#)

[Tutorials](#)

More Resources

[E-Utilities](#)

[NLM MeSH Homepage](#)

GENERAL RESEARCH PRINCIPLES



- Definition of the research object
- Definition of the key concepts
- Definition of the type of reserach (free text or coded).
- Boolean operators **AND, OR, NOT** to link the research keywords
- Use of the “limits/constraints” →
 - Publication year
 - Type of paper
 - Paper language
 - Availability of the abstract
 - Free article



EVALUATION CRITERIA (1/2)

- General database evaluation criteria:
 - Consistency
 - Coverage and area
 - Accuracy and error control
 - User interface
 - Training and support
 - Access easiness
 - Temporal limit
 - Integration
 - Documentation
 - Costs



EVALUATION CRITERIA (2/2)

- Evaluation criteria for the different versions of the same database:
 - Update frequency
 - Temporal coverage
 - Prices
 - Meta-terminology structure
 - Contents
 - User support for new versions
 - Research system

EXAMPLE (1)



NCBI Resources How To Sign in to NCBI

PubMed.gov US National Library of Medicine National Institutes of Health

PubMed mobile app quality Search

RSS Save search Advanced Help

Article types: Summary 20 per page Sort by Most Recent Send to Filters: Manage Filters

Text availability: Abstract Free full text Full text

Publication dates: 5 years 10 years Custom range...

Species: Humans Other Animals

Clear all Show additional filters

Results: 1 to 20 of 411 << First < Prev Page 1 of 21 Next > Last >>

[Compliance of Blood Donation Apps with Mobile OS Usability Guidelines.](#)
1. Ouhbi S, Fernández-Alemán JL, Pozo JR, Bajta ME, Toval A, Idri A. J Med Syst. 2015 Jun;39(6):243. doi: 10.1007/s10916-015-0243-1. Epub 2015 Apr 7. PMID: 25845672 [Related citations](#)

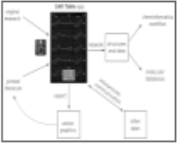


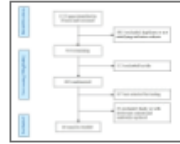
[Digital Health Interventions for the Prevention of Cardiovascular Disease: A Systematic Review and Meta-analysis.](#)
2. Widmer RJ, Collins NM, Collins CS, West CP, Lerman LO, Lerman A. Mayo Clin Proc. 2015 Apr;90(4):469-80. doi: 10.1016/j.mayocp.2014.12.026. PMID: 25841251 [Related citations](#)

[Midair user interfaces employing particle screens.](#)
3. Rakkolainen I, Sand A, Palovuori K. IEEE Comput Graph Appl. 2015 Mar-Apr;35(2):96-102. doi: 10.1109/MCG.2015.39. PMID: 25807511 [Related citations](#)

[Integrating mobile technology with routine dietetic practice: the case of myPace for weight management.](#)
4. Harricharan M, Gemen R, Celemín LF, Fletcher D, de Looy AE, Wills J, Barnett J. Proc Nutr Soc. 2015 Mar 25:1-5. [Epub ahead of print] PMID: 25804507 [Related citations](#)

New feature
Try the new Display Settings option - **Sort by Relevance**

PMC Images search for mobile app quality



See more (11)...

Titles with your search terms
Availability and **quality** of mobile health app privacy policies. [J Am Med Inform Assoc. 2014]
See more...

EXAMPLE (2)



NCBI Resources How To Sign in to NCBI

PubMed.gov US National Library of Medicine National Institutes of Health PubMed Advanced Search Help

Abstract ▾ Send to: ▾

Proc Nutr Soc. 2015 Mar 25:1-5. [Epub ahead of print]

Integrating mobile technology with routine dietetic practice: the case of myPace for weight management.

Harricharan M¹, Gemen R², Celemín LF², Fletcher D³, de Looy AE⁴, Wills J², Barnett J².

⊕ Author information

Abstract

The field of Mobile health (mHealth), which includes mobile phone applications (apps), is growing rapidly and has the potential to transform healthcare by increasing its quality and efficiency. The present paper focuses particularly on mobile technology for body weight management, including mobile phone apps for weight loss and the available evidence on their effectiveness. Translation of behaviour change theory into weight management strategies, including integration in mobile technology is also discussed. Moreover, the paper presents and discusses the myPace platform as a case in point. There is little clinical evidence on the effectiveness of currently available mobile phone apps in enabling behaviour change and improving health-related outcomes, including sustained body weight loss. Moreover, it is unclear to what extent these apps have been developed in collaboration with health professionals, such as dietitians, and the extent to which apps draw on and operationalise behaviour change techniques has not been explored. Furthermore, presently weight management apps are not built for use as part of dietetic practice, or indeed healthcare more widely, where face-to-face engagement is fundamental for instituting the building blocks for sustained lifestyle change. myPace is an innovative mobile technology for weight management meant to be embedded into and to enhance dietetic practice. Developed out of systematic, iterative stages of engagement with dietitians and consumers, it is uniquely designed to complement and support the trusted health practitioner-patient relationship. Future mHealth technology would benefit if engagement with health professionals and/or targeted patient groups, and behaviour change theory stood as the basis for technology development. Particularly, integrating technology into routine health care practice, rather than replacing one with the other, could be the way forward.

KEYWORDS: App mobile phone application; mHealth Mobile health; Energy balance

PMID: 25804507 [PubMed - as supplied by publisher]

f t +

Full text links

CAMBRIDGE Journals Online Full text

Save items

☆ Add to Favorites ▾

Related citations in PubMed

myPace: an integrative health platform for supporting we [IEEE J Biomed Health Inform. 2...]

Review Smartphone and tablet self manager [Cochrane Database Syst Rev. 2013]

A data encryption solution for mobile health apps in cooperation environ [J Med Internet Res. 2013]

Digital technology ownership, usage, and factors predicting downloa [JMIR Mhealth Uhealth. 2014]

Review Mobile health applications to assist patients with diabe [J Diabetes Sci Technol. 2012]

See reviews... See all...

Recent Activity



HOW TO FIND THE “FULL TEXT”

Full text links



Full text links



Redirects to the
journal website

NCBI Resources How To Sign in to NCBI

PMC US National Library of Medicine National Institutes of Health

PMC Search Limits Advanced Journal list Help

Journal List > JMIR Res Protoc > v.4(1); Jan-Mar 2015 > PMC4376163

JMIR Publications ISSN 1929-0748
Ongoing Trials, Grant Proposals, Formative Research, Methods, Early Results
About Search Archive Current Issue Submit Editorial Board

JMIR Res Protoc. 2015 Jan-Mar; 4(1): e30. PMID: PMC4376163
Published online 2015 Mar 6. doi: [10.2196/resprot.4044](https://doi.org/10.2196/resprot.4044)

Web-Based Telemonitoring and Delivery of Caregiver Support for Patients With Parkinson Disease After Deep Brain Stimulation: Protocol

Monitoring Editor: Gunther Eysenbach

[Sara Marcegaglia](#), MS, PhD¹, [Elena Rossi](#), MS,² [Manuela Rosa](#), MS,¹ [Filippo Cogiamanian](#), MD,³ [Lorenzo Rossi](#), PhD,³ [Laura Bertolasi](#), MD,⁴ [Alberto Vogrig](#), MD,⁴ [Francesco Pinciroli](#), MS,² [Sergio Barbieri](#), MD,⁵ and [Alberto Priori](#), MD, PhD⁵

¹Clinical Center for Neurostimulation, Neurotechnology, and Movement Disorders, Fondazione IRCCS Ca'Granda Ospedale Maggiore Policlinico, Milan, Italy
²eHealthLAB, Department of Electronics, Information and Bioengineering, Polytechnic University of Milan, Milan, Italy
³Clinical Center for Neurostimulation, Neurotechnology, and Movement Disorders, Fondazione IRCCS Ca'Granda Ospedale Maggiore Policlinico, Milan, Italy
⁴Section of Neurology, Department of Neurological, Neuropsychological, Morphological, and Motor Sciences, University of Verona, Verona, Italy

PubReader format: click here to try

Formats:
Article | [PubReader](#) | [ePub\(beta\)](#) | [Citation](#)

Share
[Facebook](#) [Twitter](#) [Google+](#)

Save items
★ Add to Favorites

Related citations in PubMed

Caregiver- and patient-directed interventions for dementia: an evidence-based analysis. [Ont Health Technol Assess Ser. 2008]

Behavioural interventions for urinary incontinence in community-dwelling seniors: an eviden [Ont Health Technol Assess Ser. 2008]

Recording human electrocorticographic (ECoG) signals for