

# Review of final exam and recommended books

News:

Final exam:



## Evaluation

di LOURDES ELIZABETH GONZALEZ VALERA - martedì, 2 aprile 2019, 08:01

Dear students,

The final exam will be a multiple choice written evaluation based on the contents of the programme. After each module, we will discuss examples of multiple-choice questions that could be used in the final examination. If you need assistance or have additional questions, please meet me on Wednesdays from 3-4, room H (our classroom).

Attached, you'll find a copy of the English 259MI programme.

Regards,

Lourdes Gonzalez-Valera

English 259MI Instructor

## Review of final exam and recommended books (cont.)

### **Recommended books**

*The best grammar workbook ever.* Arlene Miller. Bigwords101. 2015.

*For who the bell tolls.* David Marsh. Guardian Faber Publishing. 2013.

*Professional English in Use. Engineering. Technical English for professionals.* Mark Ibbotson. Cambridge University Press. 2011.







*Cambridge English for Engineering.* Mark Ibbotson. Cambridge University Press. 2012.

*Collins Webster's Easy Learning Writing.* HarperCollins Publisher. 2011.

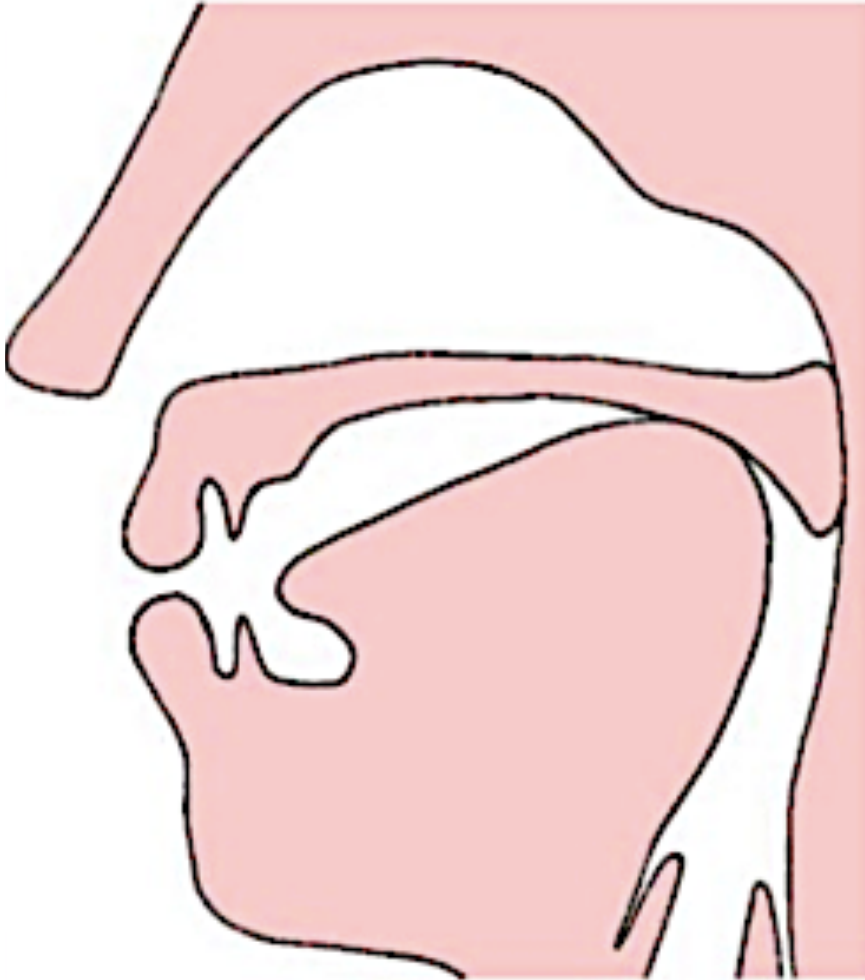
# Phonetics (sound units)

## English consonants (23-26?)

### The Consonants of English

	Bilabial		Labio-dental		Dental		Alveolar		Palato-alveolar (Post-alveolar)		Palatal		Velar		Glottal	
<i>Unvoiced (-V) Voiced (+V)</i>	-V	+V	-V	+V	-V	+V	-V	+V	-V	+V	-V	+V	-V	+V	-V	+V
Stops (Plosives)	p	b					t	d					k	g	ʔ <sup>1</sup>	
Fricatives			f	v	θ	ð	s	z	ʃ	ʒ					h	
Affricates									tʃ	dʒ						
Nasals		m						n					ŋ			
Lateral (approximants)								l								
Approximants		w <sup>2</sup>						r				j		w <sup>2</sup>		

# Velars



Made when the back of the tongue touches the velum.

[k] sound as in kid

[g] sound as in go

Also, the ~ng sound:  
*rolling, sung,*

# The velar nasal pronunciation

The /ŋ/ Sound  
Pronunciation and Examples

ŋ



*Disclaimer: This video has been used for pedagogical purposes only*

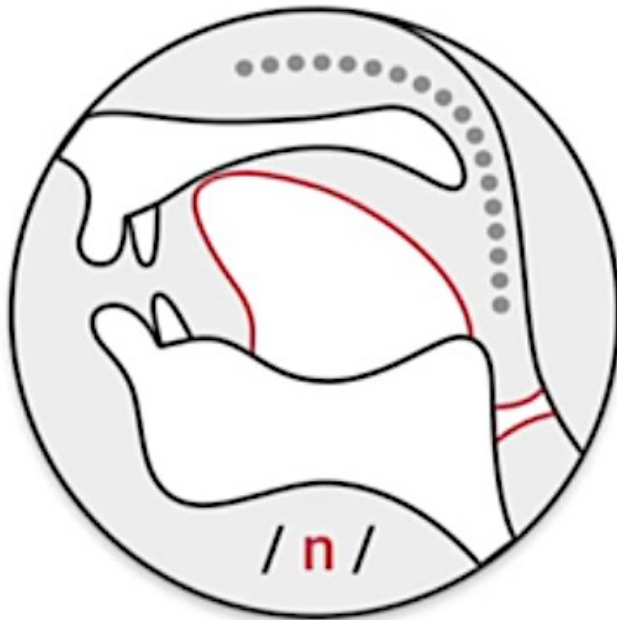
## n/ ŋ opposition

- thinɪ
- ranæ
- tonɒ
- banæ
- winɪ
- pinɪ
- sinɪ
- banæ

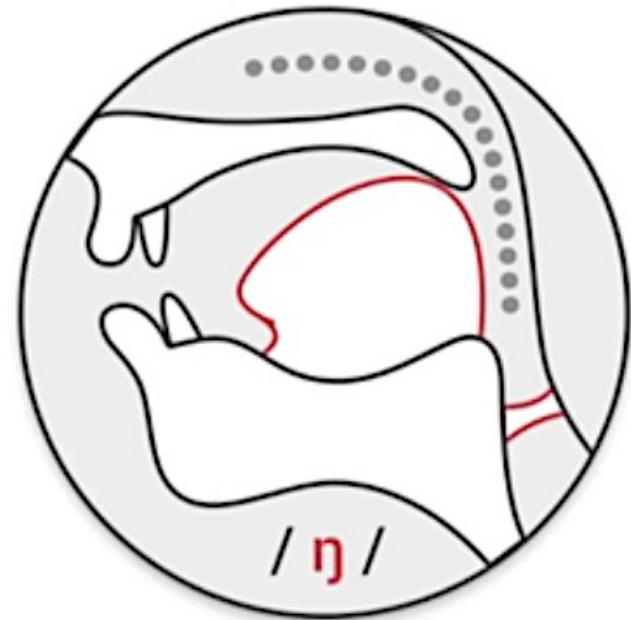
- thingɪŋ
- rangŋ
- tongueŋ
- bangŋ
- wingŋ
- pingŋ
- singŋ
- bangŋ

# Tongue position for /n/ and ŋ

## Consonant Sounds / n / and / ŋ / Key Distinction



as in "thin" / θɪn /



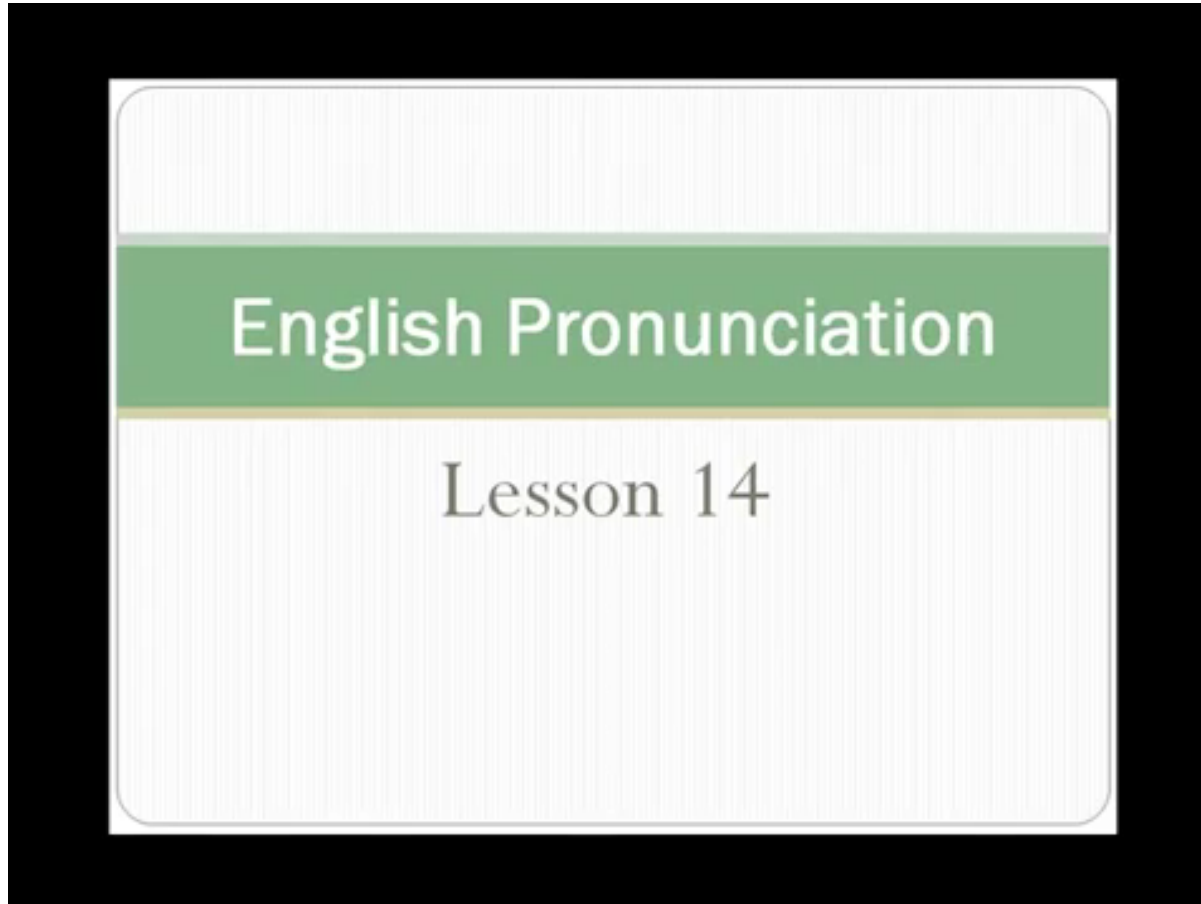
as in "thing" / θɪŋ /

# The sound ?

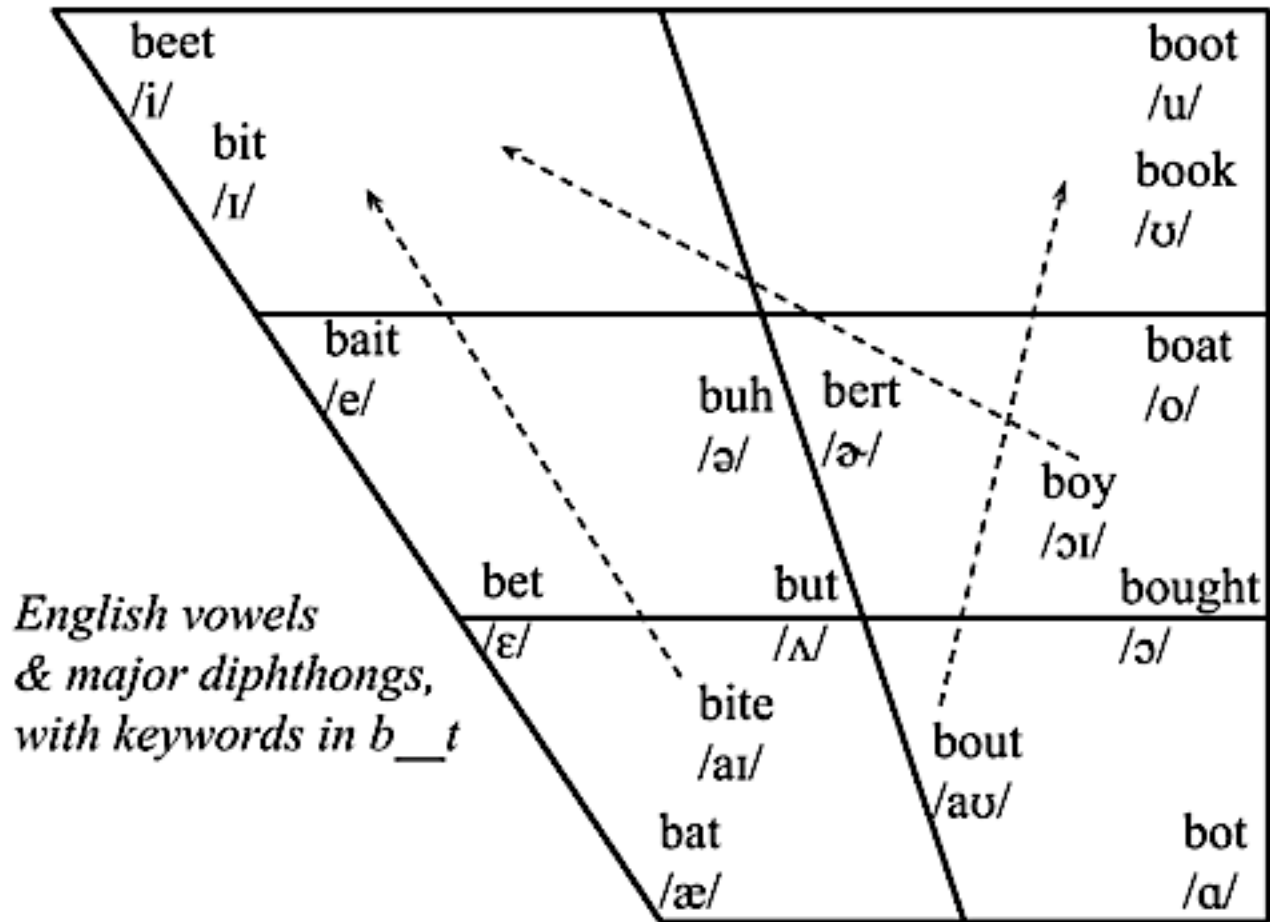
- Uh oh!
- mutton
- button
- fountain
- bottle (British)
- certain
- written
- eatten
- gotten
- bitten
- mountain
- important



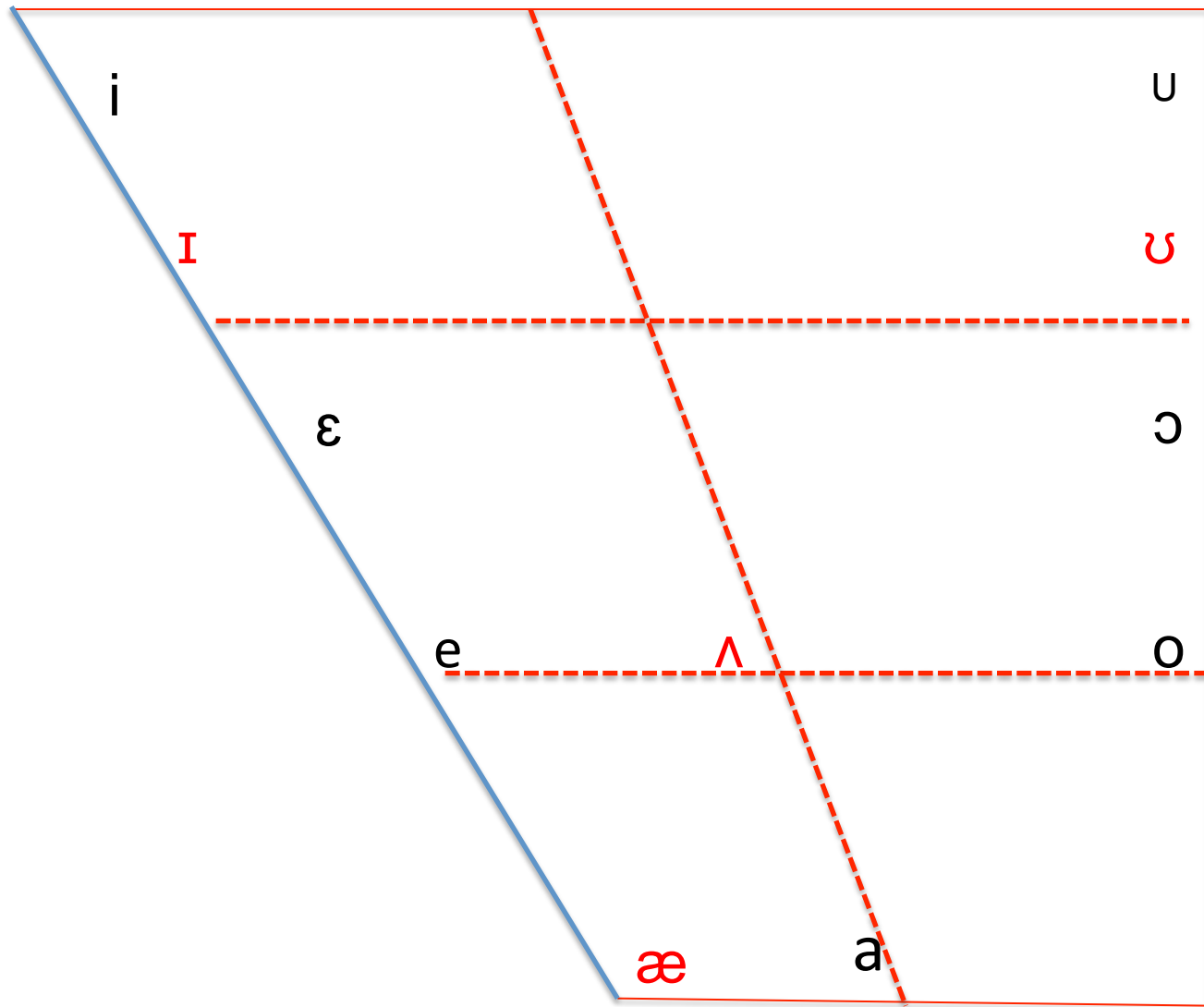
# Glottal stop ʔ sound



# English vowels and diphthongs



# English and Italian vowels (simplified)

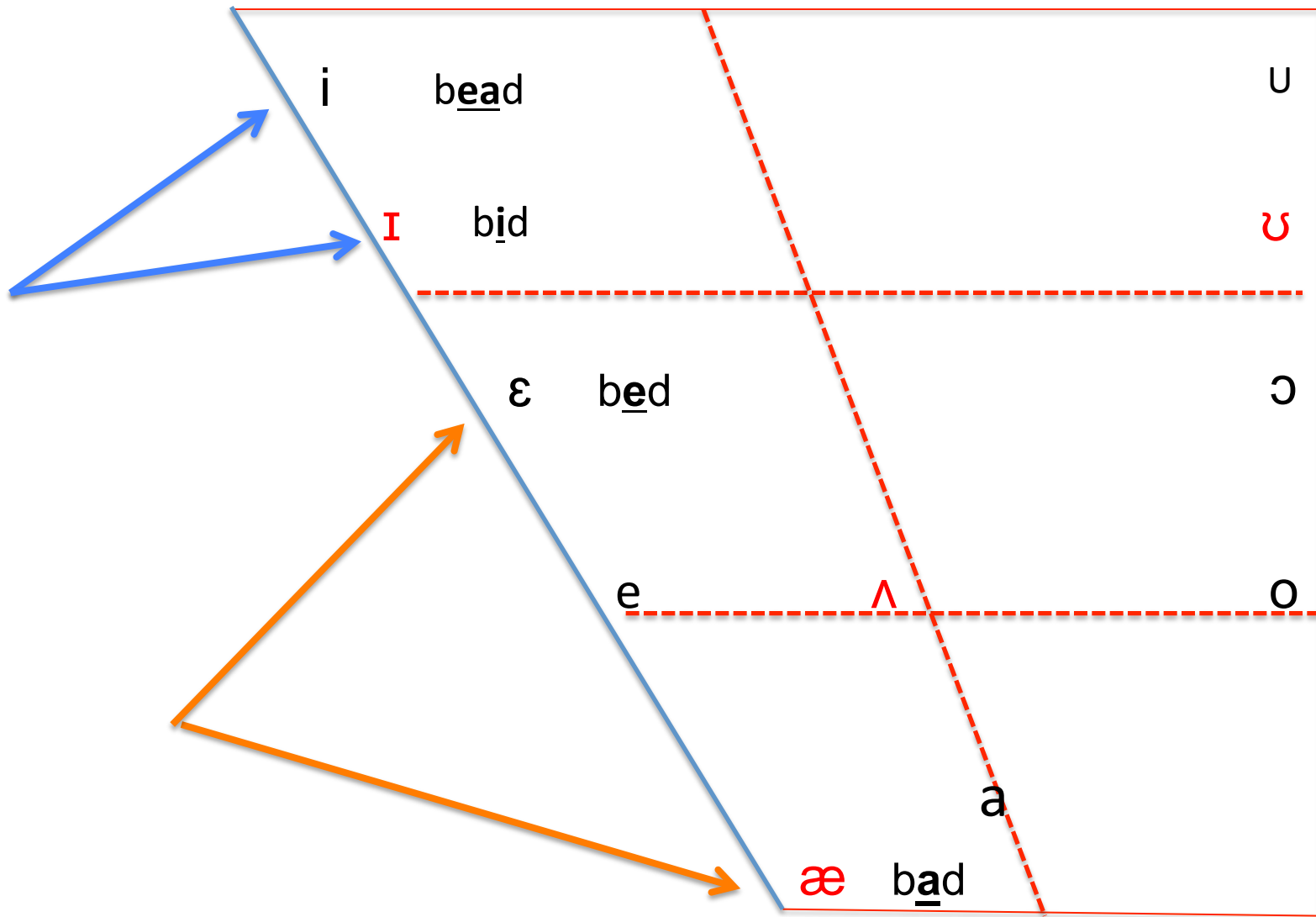


# *bed* vs. *bad* and other “tricky” vowels



*Disclaimer: This video has been used for pedagogical purposes only*

# English and Italian vowels (simplified)



# Don't confuse a [æ] and e [ɛ] !

## [æ]

- bad *cattivo*
- lad *ragazzo*
- flash *lampe, luce della macchina fotografica*
- pat *dare una pacca*
- cattle *bestiame*
- band *gruppo musicale*
- mash *miscuglio*
- bag *borsa*
- man *uomo*
- land *terra*
- tamper *daneggiare*

## [ɛ]

- bed *letto*
- led *passato di lead*
- flesh *carne, carnagione*
- pet *animale domestico*
- kettle *bollitore*
- bend *piegare / piegarsi*
- mesh *maglia, rete*
- beg *supplicare*
- men *uomini*
- lend *prestare*
- temper *umore*

# Don't confuse [ i ] and [ ɪ ] !

## [ i ]

- bead     *perlina*
- peace     *pace*
- piece     *pezzo*
- sheet     *lenzuolo, foglio*
- sheep     *pecora*
- keep     *conservare*
- seat     *sedersi*
- read     *leggere*
- beach     *spiaggia*
- eat     *mangiare*
- leap     *balzo*

## [ ɪ ]

- bid     *offrire*
- piss     *pischiare*
- piss     *pischiare*
- shit     *cacca*
- ship     *nave*
- kip     *pennichella*
- sit     *essere seduto*
- rid     *liberare da*
- bitch     *stronza, puttana*
- it     *lo, la, quello, etc.*
- lip     *labbro*

# Practice your vowels



*Disclaimer: This video has been used for pedagogical purposes only*



# Links to the videos recommended or discussed in class

## Lesson 1: About the concept of linguistic dialect:

Learn cockney accent:

<https://www.youtube.com/watch?v=1WvIwkL8oLc>

Speak like a true Londoner:

<https://www.youtube.com/watch?v=E2xQFKwmLoQ>

Fiorello: Stasera pago io- dialetti

<https://www.youtube.com/watch?v=nGR5FrF2XKY>

# Links to the videos recommended or discussed in class (cont.)

## Lesson 2-3: Pronunciation of sounds especially difficult for Italian learners:

*Bed* versus *bad* and other tricky vowels:

[https://www.youtube.com/watch?v=K9YZQMh8C\\_w](https://www.youtube.com/watch?v=K9YZQMh8C_w)

**Th** sounds in English as in **th**in and **th**ese:

<https://www.youtube.com/watch?v=76Nsqa0utJk>

The **R** sound in British and American English:

<https://www.youtube.com/watch?v=hWjcoajXRVg>

<https://www.youtube.com/watch?v=rCsKru3nJS8>

When to pronounce “**H**”: Italian English pronunciation problems

<https://www.youtube.com/watch?v=5Do3FEh5ngw>

How to make the glottal stop sound / **ʔ** / as in *fou**ntain***:

<https://www.youtube.com/watch?v=edxwQK1zBxw>

Vowel sounds. Improve your accent

<https://www.youtube.com/watch?v=69DwHUg2f7s>