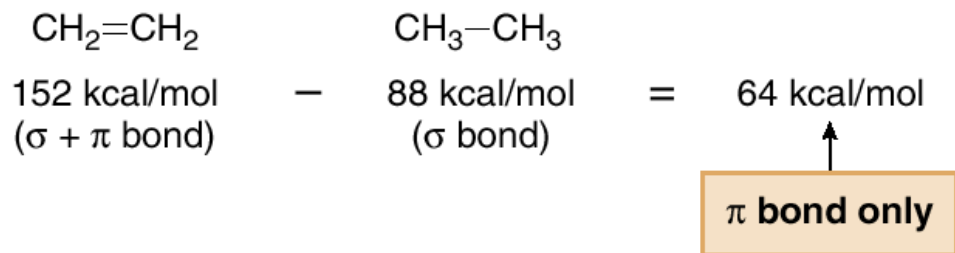
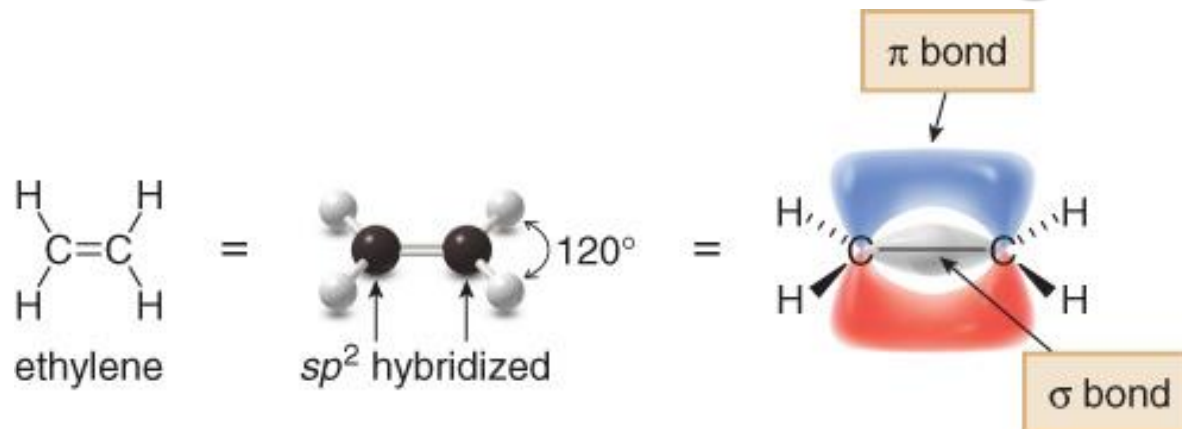


# Alkenes (Olefins)

Chapters 7 & 8  
Organic Chemistry, 8<sup>th</sup> *Edition*  
John McMurry

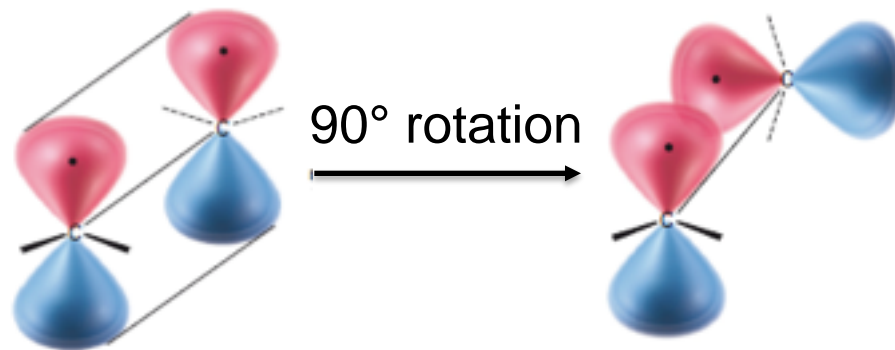
# Structure and Bonding



- The  $\pi$  bond is much weaker than the  $\sigma$  bond of a C–C double bond, making it much more easily broken. As a result, alkenes undergo many reactions that alkanes do not.

# Structure and Bonding

Rotation around the C=C bond is restricted



The p orbitals are orthogonal  
the  $\pi$  bond is broken

# Simple Alkenes



ethene

(ethylene)




propene

(propylene)



2-methylpropene

(isobutene)



cyclohexene

## Positional isomers



1-hexene



2-hexene

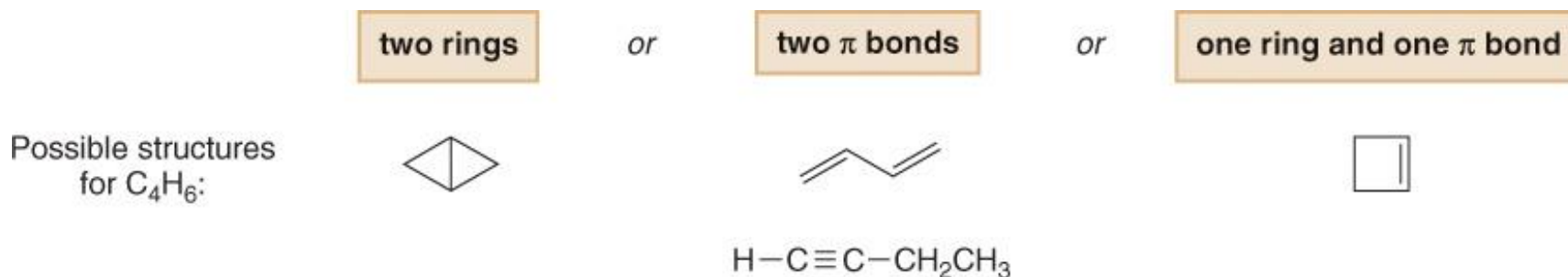


3-hexene

# Unsaturation Degree

- Alkenes are **unsaturated hydrocarbons**.
- An acyclic alkene has the **general structural formula  $C_nH_{2n}$** .
- Cycloalkanes also have the general formula  $C_nH_{2n}$ .
- Each  $\pi$  bond or ring removes two hydrogen atoms from a molecule, and this introduces one degree of unsaturation.

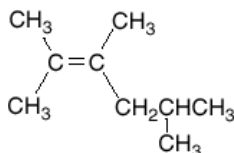
- es.  $C_4H_6$



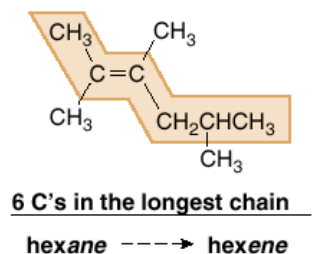
# Nomenclature

## How To Name an Alkene

Example Give the IUPAC name of the following alkene:



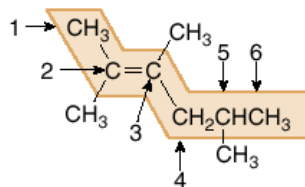
Step [1] Find the longest chain that contains *both* carbon atoms of the double bond.



- Change the *-ane* ending of the parent alkane to *-ene*.

Step [2] Number the carbon chain to give the double bond the lower number, and apply all other rules of nomenclature.

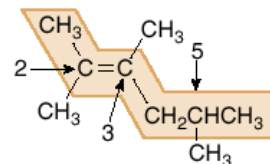
a. **Number** the chain, and name using the **first number** assigned to the C=C.



- Number the chain to put the C=C at C2, not C4.

2-hexene

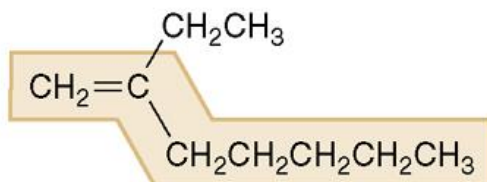
b. **Name** and **number** the substituents.



three methyl groups at C2, C3, and C5

**Answer: 2,3,5-trimethyl-2-hexene**

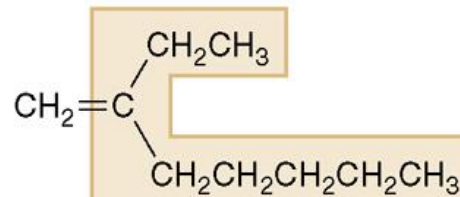
# Nomenclature



7 C's ----> **heptene**

Both C's of the C=C are contained  
in this long chain.

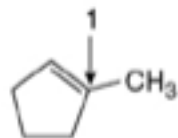
**Correct: 2-ethyl-1-heptene**



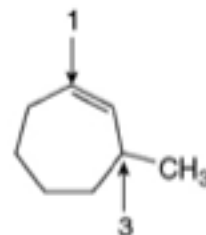
8 C's

Both C's of the C=C are NOT  
contained in this long chain.

**Incorrect**



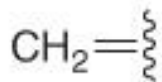
1-methylcyclopentene



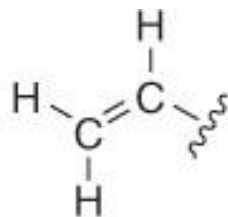
3-methylcycloheptene

[ Number clockwise beginning at  
the C=C and place the CH<sub>3</sub> at C3. ]

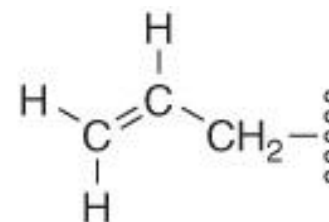
# Nomenclature



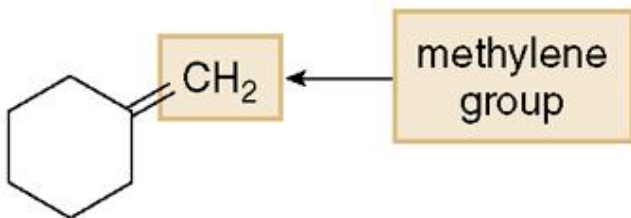
methylene group



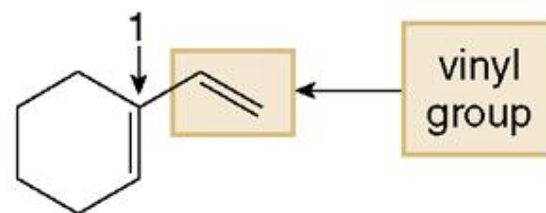
vinyl group



allyl group



methylenecyclohexane

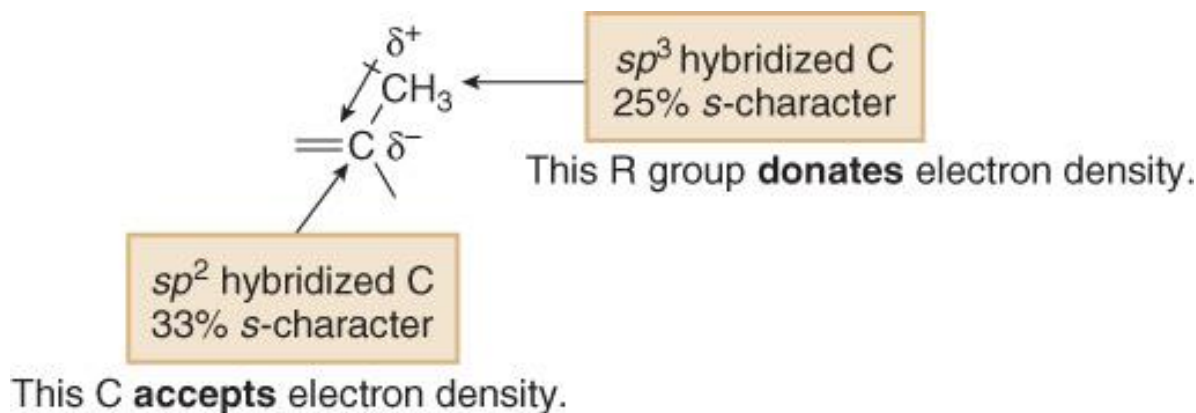


1-vinylcyclohexene

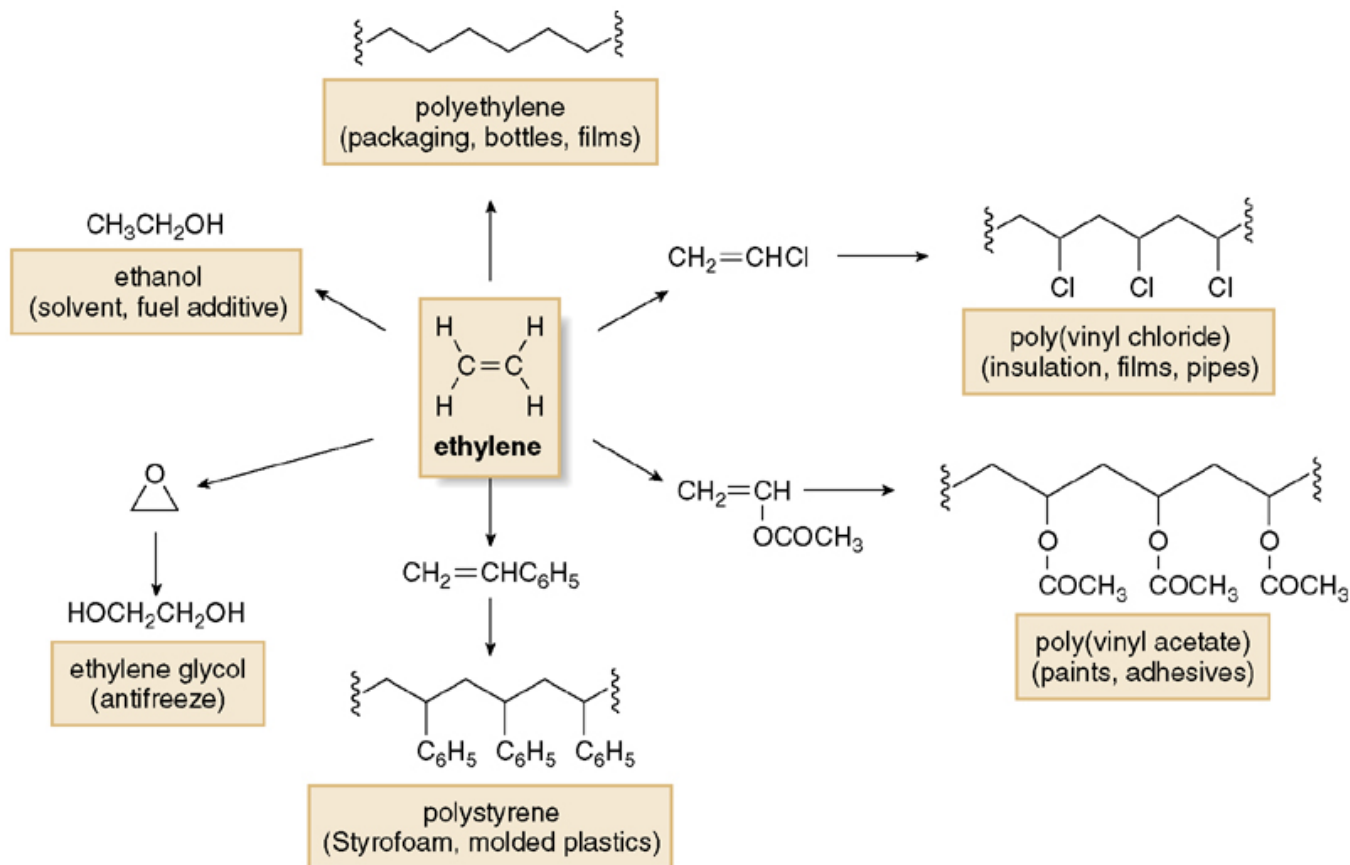


# Physical Properties

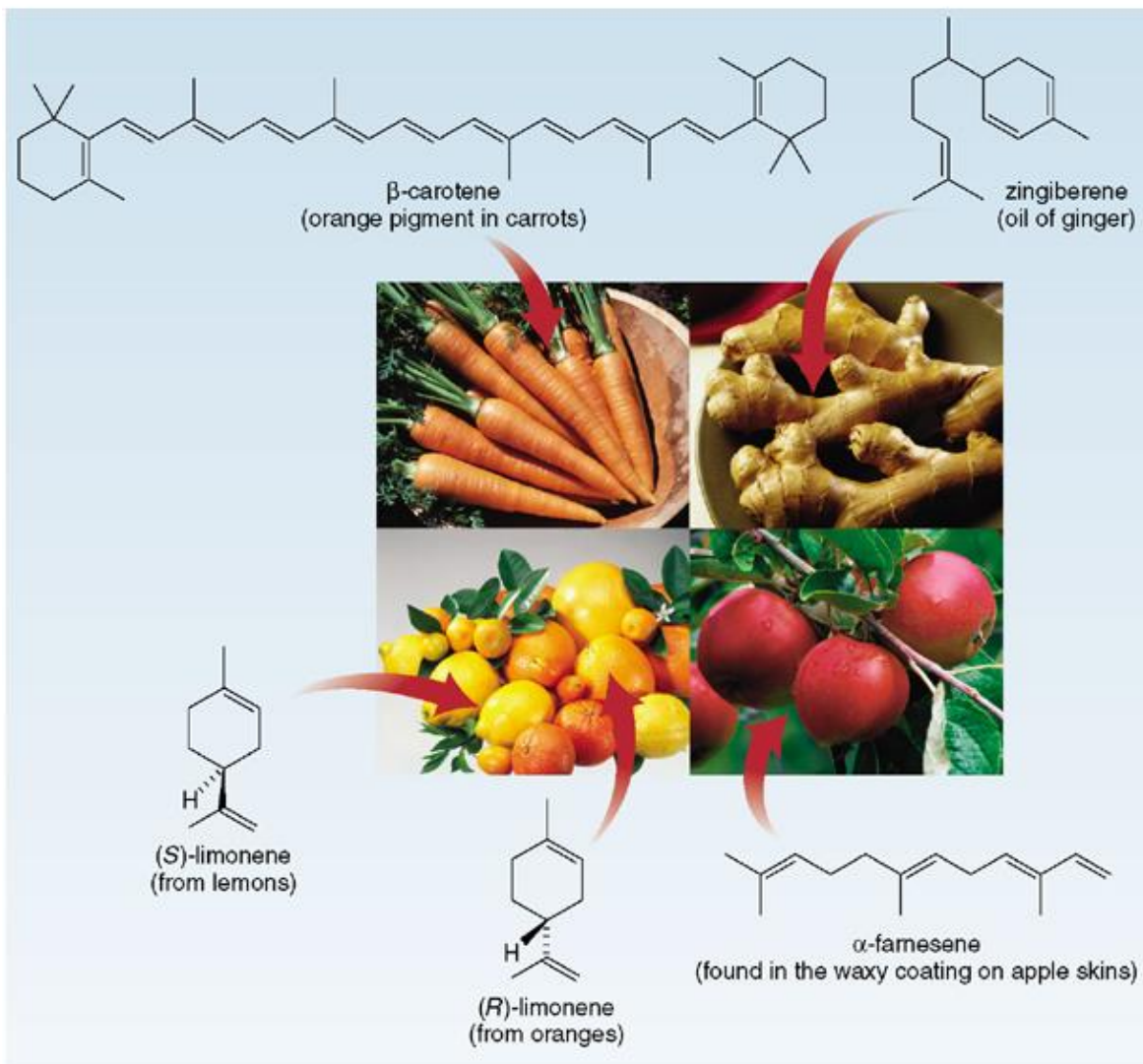
- Their physical properties are similar to alkanes of comparable molecular weight.
- Alkenes have low melting points and boiling points.
- M.p. and b.p. increase as the number of carbons increases because of increased surface area.
- Alkenes are soluble in organic solvents and insoluble in water.
- The C—C single bond between an alkyl group and one of the double bond carbons of an alkene is **slightly polar**.



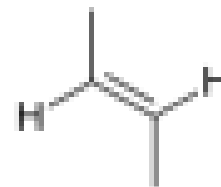
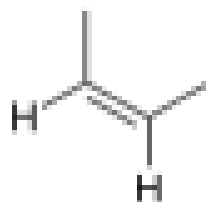
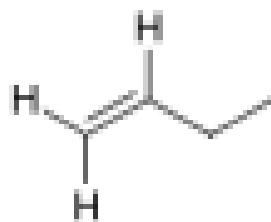
# Interesting Alkenes



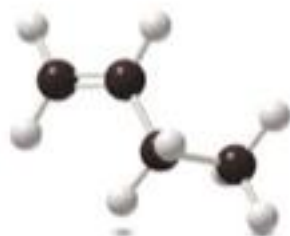
# Interesting Alkenes



# Geometrical Isomerism



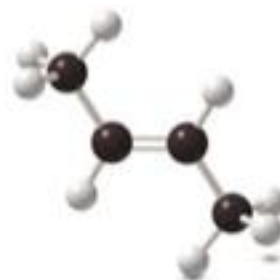
Increasing stability



1-butene

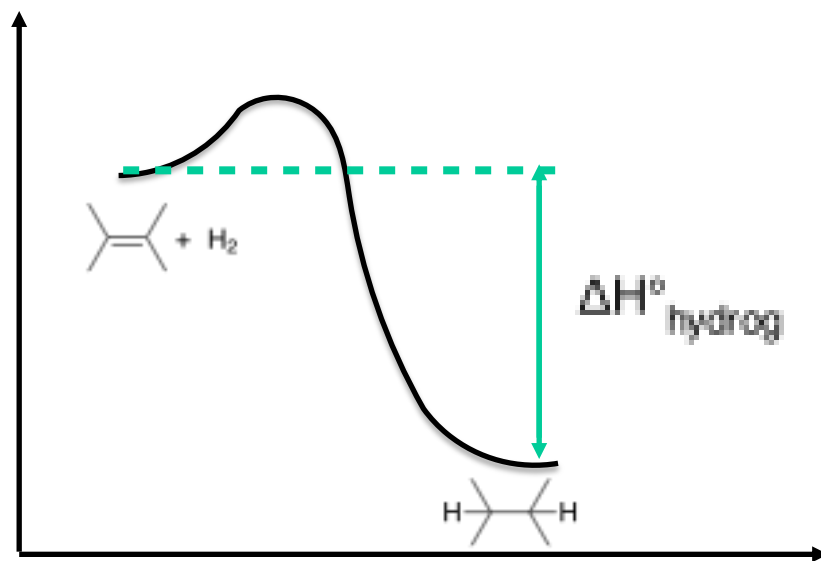
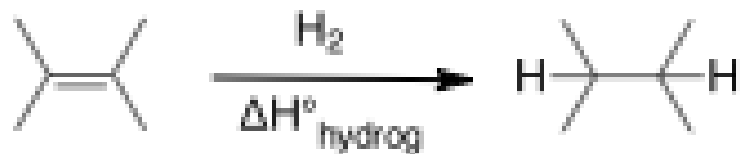


*cis*-2-butene



*trans*-2-butene

# Stability of Alkenes



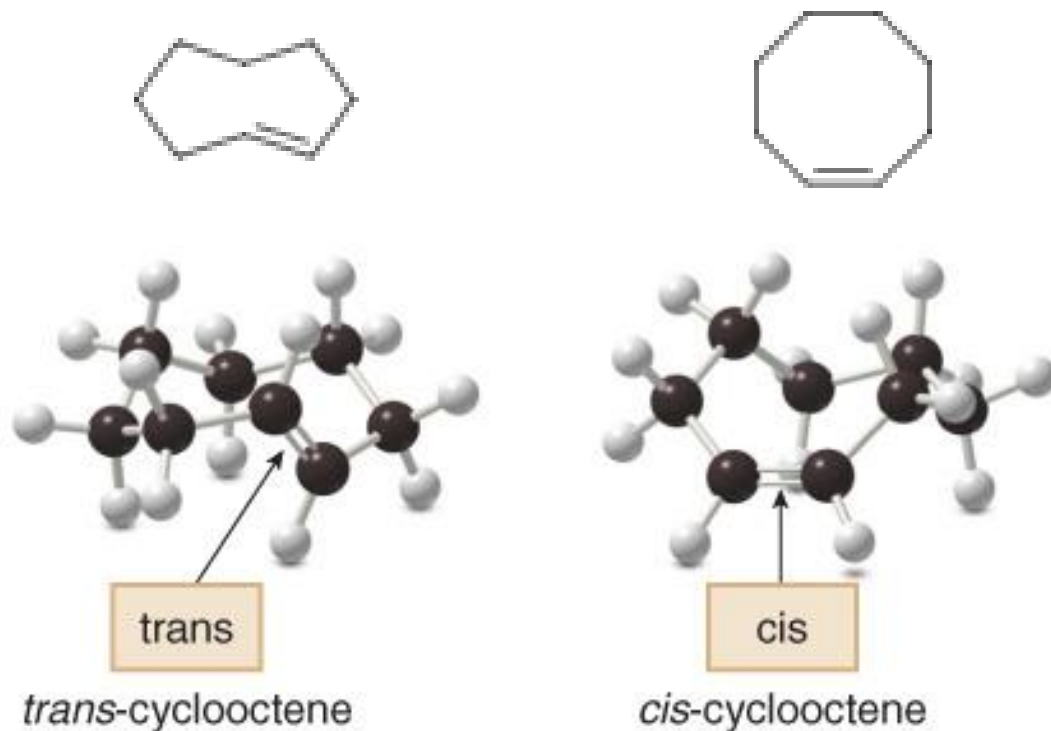
- Hydrogenation of alkenes is exothermic
- The heat of hydrogenation can be used as a measure of the relative stability of different alkenes.

# Stability of Alkenes

Substitution	Alkene	$\Delta H^\circ_{\text{hydrog}}$ (Kcal/mol)
Unsubstituted	$\text{H}_2\text{C}=\text{CH}_2$	-32.8
Monosubstituted	$\text{CH}_3\text{CH}=\text{CH}_2$	-30.1
Disubstituted	$(\text{CH}_3)_2\text{C}=\text{CH}_2$	-28.4
	$\text{CH}_3\text{CH}=\text{CHCH}_3$ (cis)	-28.6
	$\text{CH}_3\text{CH}=\text{CHCH}_3$ (trans)	-27.6
Trisubstituted	$(\text{CH}_3)_2\text{C}=\text{CHCH}_3$	-26.9
Tetrasubstituted	$(\text{CH}_3)_2\text{C}=\text{C}(\text{CH}_3)_2$	-26.6

# Geometrical Isomerism

- *trans*-Cyclooctene is the smallest isolable *trans* cycloalkene, but it is considerably less stable than *cis*-cyclooctene, making it one of the few alkenes having a higher energy *trans* isomer.

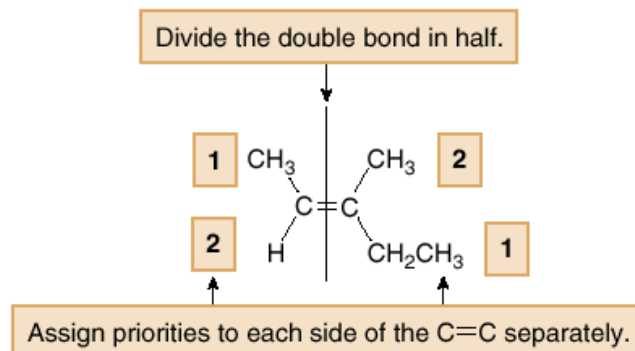


# E/Z Nomenclature

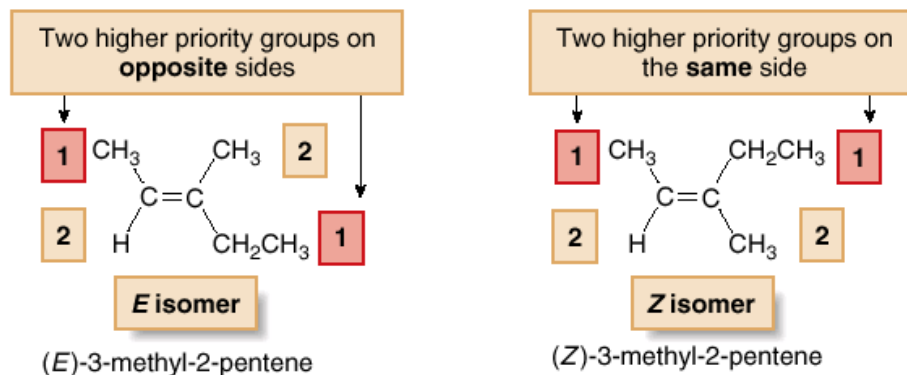
## How To

### Assign the Prefixes *E* and *Z* to an Alkene

- Step [1] Assign priorities to the two substituents on each end of the C=C by using the priority rules for *R,S* nomenclature (Section 5.6).
- Divide the double bond in half, and assign the numbers 1 and 2 to indicate the relative priority of the two groups on each end—the higher priority group is labeled 1, and the lower priority group is labeled 2.



- Step [2] Assign *E* or *Z* based on the location of the two higher priority groups (1).

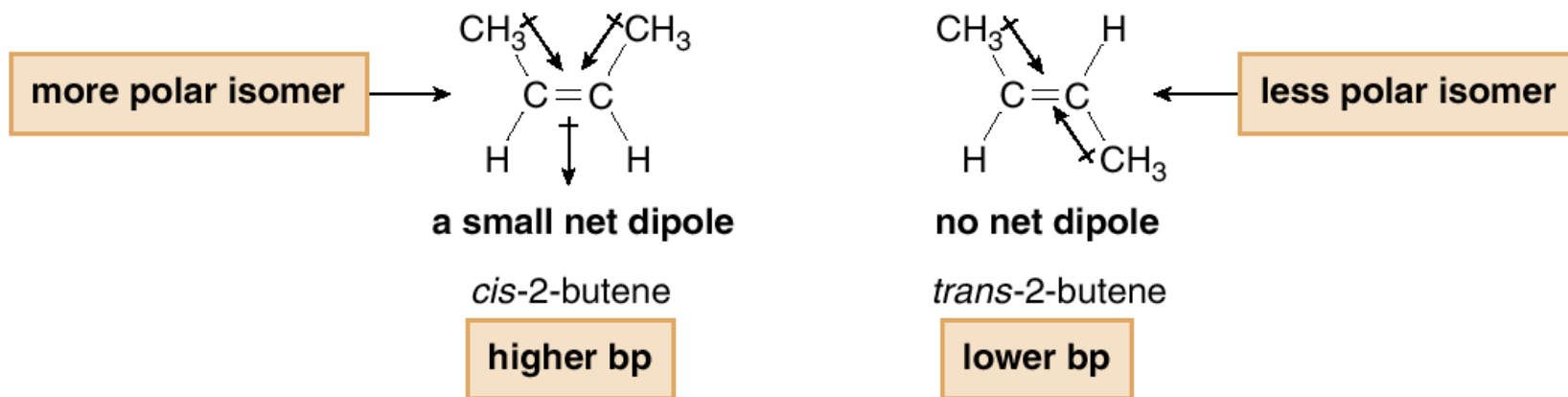


- The *E* isomer has the two higher priority groups on the **opposite sides**.
- The *Z* isomer has the two higher priority groups on the **same side**.



# Physical Properties

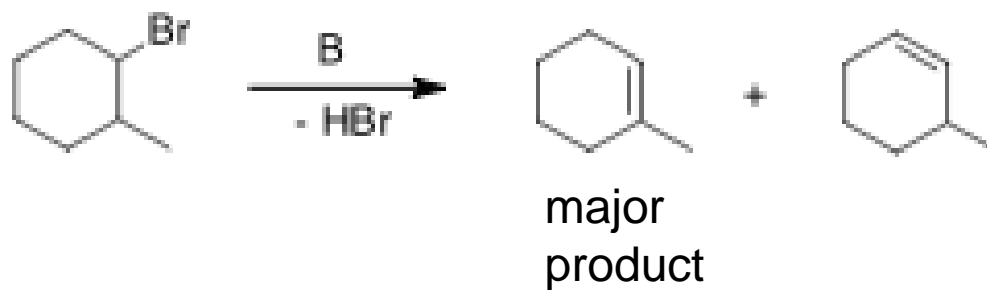
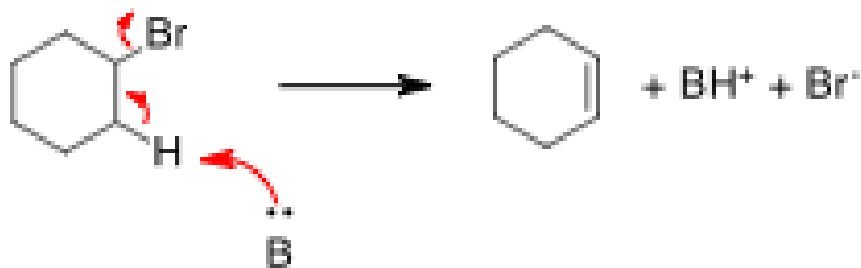
- A small dipole is associated with the C(sp<sup>2</sup>)-C(sp<sup>3</sup>) bond.
- A consequence of this dipole is that cis and trans alkenes often have different physical properties.
- *cis*-2-Butene has a higher b. p. (4°C) than *trans*-2-butene (1°C).



- A cis alkene is more polar than a trans alkene, giving it a slightly higher boiling point and making it more soluble in polar solvents.

# Preparation of Alkenes.

## 1 Dehydrohalogenation

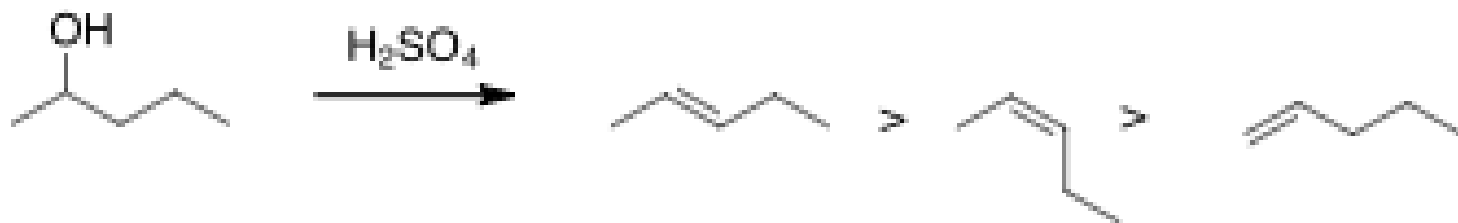
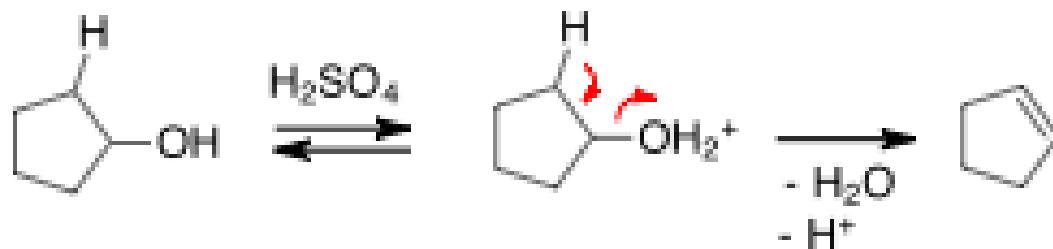


*Saytzev's rule.*

The more substituted alkene (more stable) is favoured

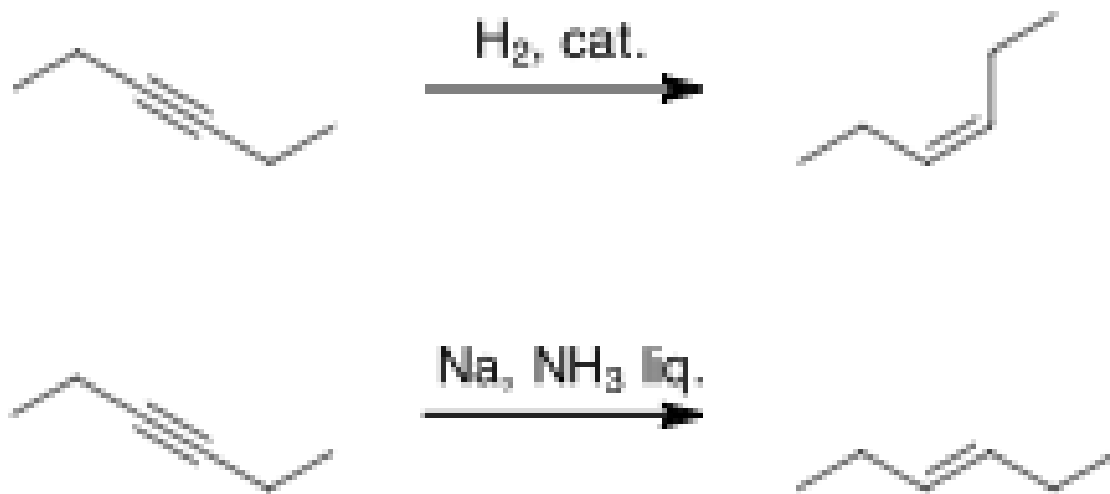
# Preparation of Alkenes.

## 2 Dehydration



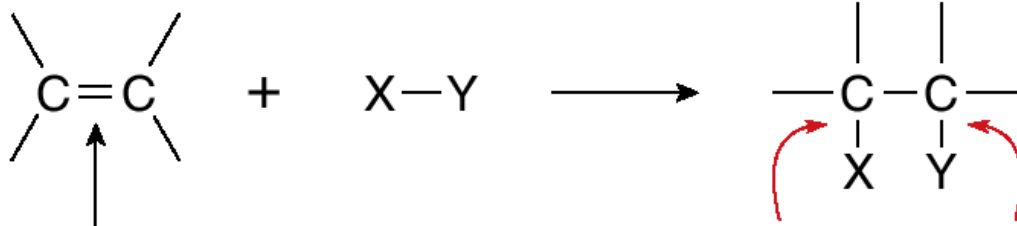
# Preparation of Alkenes. 3

## Hydrogenation/Reduction of Alkynes



# Introduction to Addition Reactions

## Addition reaction



This  $\pi$  bond is broken.

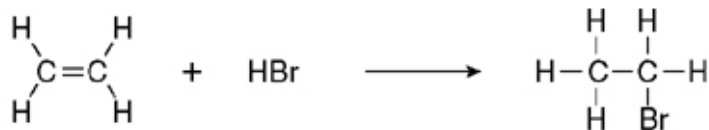
Two  $\sigma$  bonds are formed.

- Alkenes are electron rich, with the electron density of the  $\pi$  bond concentrated above and below the plane of the molecule.
- **Alkenes react with electrophiles.** Simple alkenes do not react with nucleophiles or bases.

# Thermodynamics of Addition Reactions

- Addition reactions are exothermic because the two  $\sigma$  bonds formed in the product are stronger than the  $\sigma$  and  $\pi$  bonds broken in the reactants.

Overall reaction:



$\Delta H^\circ$  calculation:

[1] Bonds broken

	$\Delta H^\circ$ (kcal/mol)
$\text{CH}_2 = \text{CH}_2$ $\pi$ bond	+64
H-Br	+88
total	+152 kcal/mol

Energy needed to break bonds.

[2] Bonds formed

	$\Delta H^\circ$ (kcal/mol)
$\text{BrCH}_2\text{CH}_2\text{-H}$	-98
$\text{CH}_3\text{CH}_2\text{-Br}$	-68
total	-166 kcal/mol

Energy released in forming bonds.

[3] Overall  $\Delta H^\circ =$

sum in Step [1]  
+  
sum in Step [2]

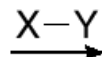
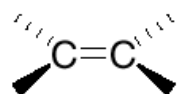
+152 kcal/mol  
-166 kcal/mol

$\Delta H^\circ = -14$  kcal/mol

The reaction is exothermic.

# Introduction to Addition Reactions

Two modes  
of addition

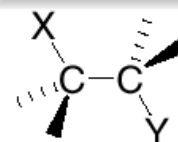


syn addition



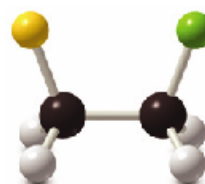

or

anti addition

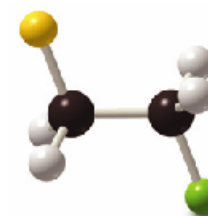


X and Y added from  
the same side

X and Y added from  
opposite sides

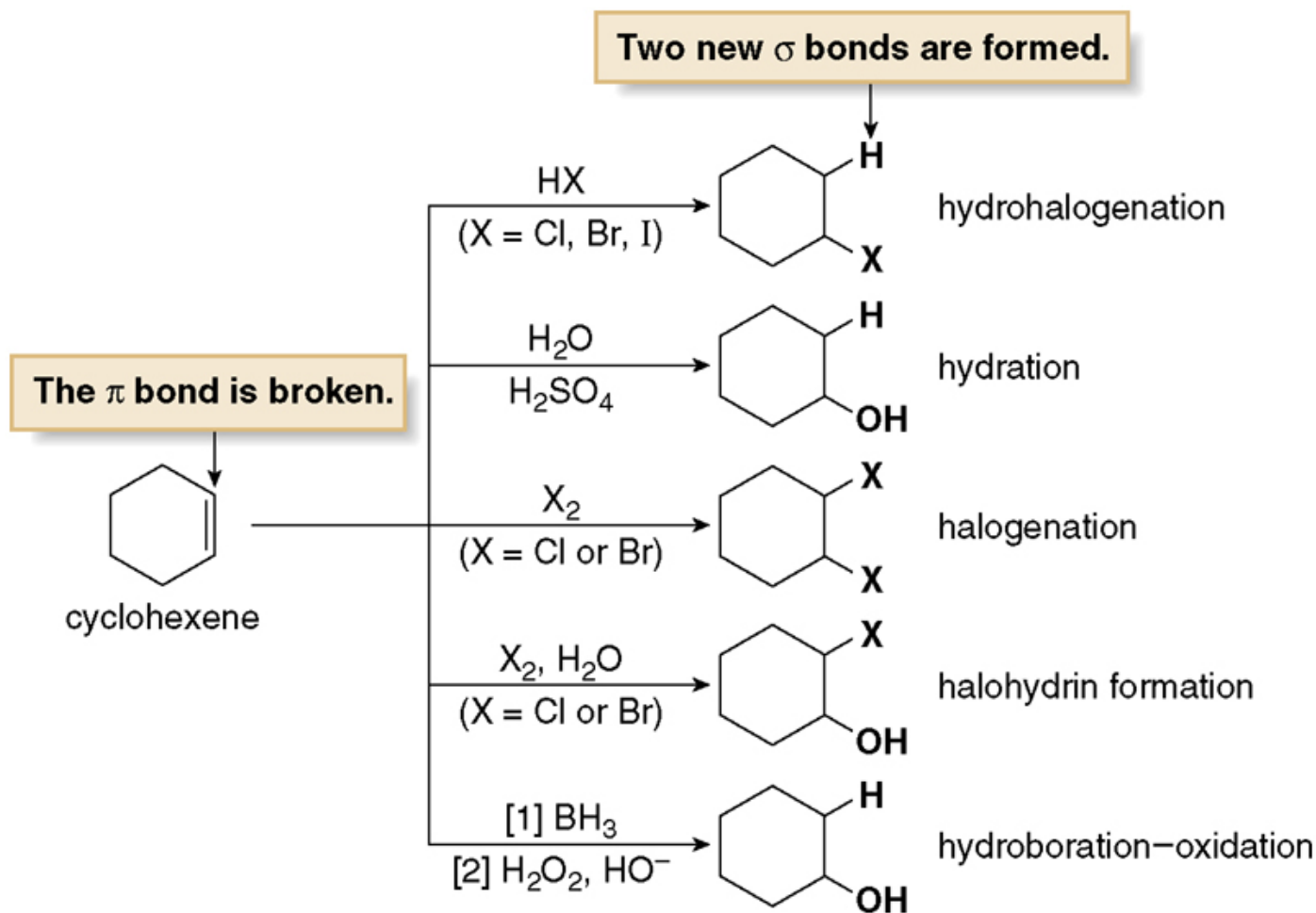


or




- *Syn addition* takes place when both X and Y are added from the *same* side.
- *Anti addition* takes place when X and Y are added from *opposite* sides.

# Introduction to Addition Reactions






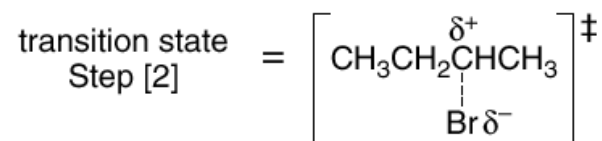
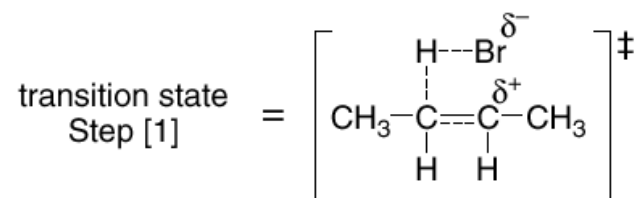
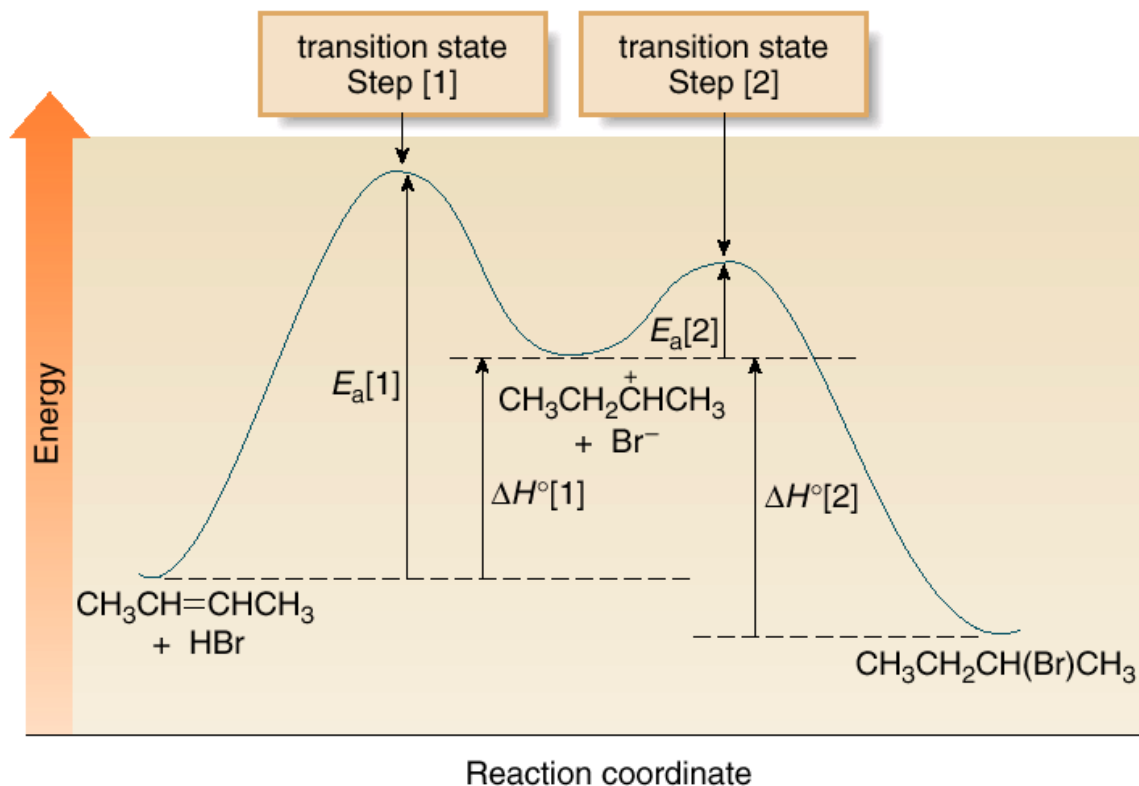
# Hydrohalogenation. Mechanism



enantiomers

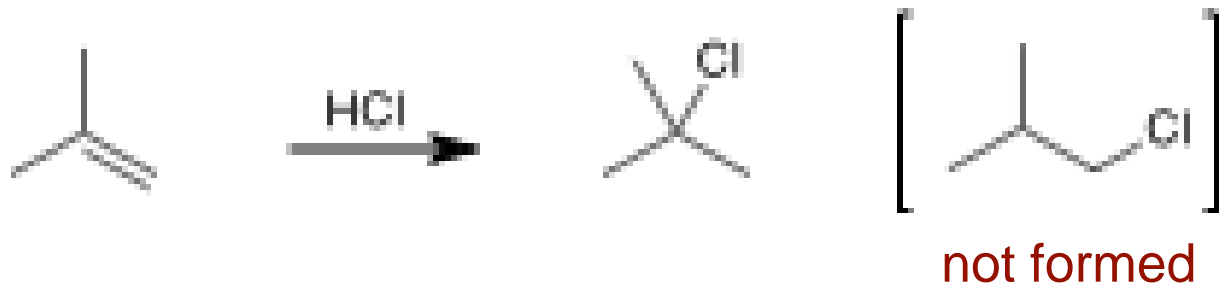


# Hydrohalogenation

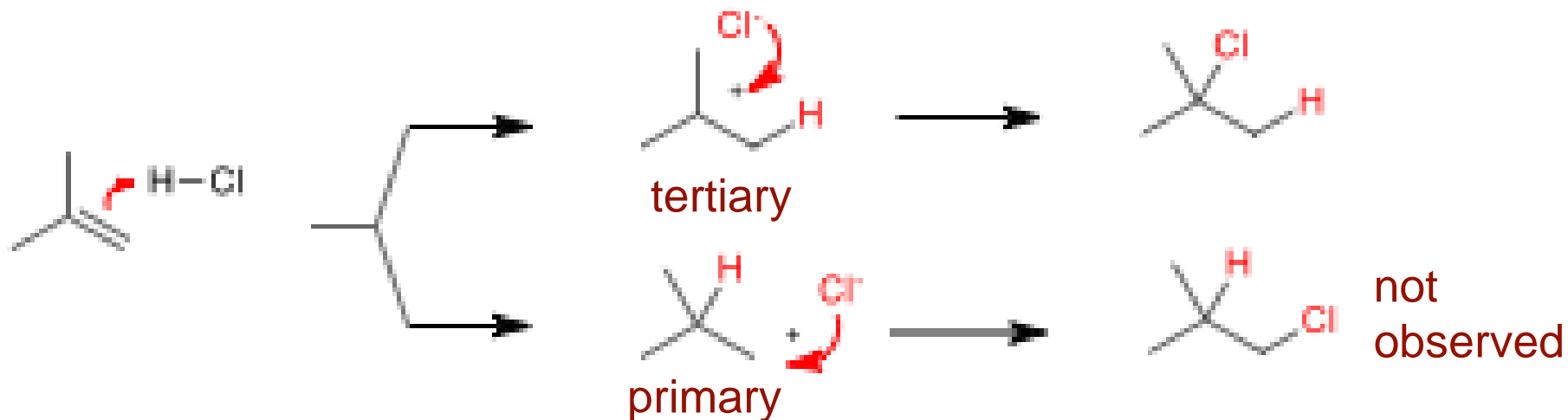


- The mechanism has two steps, so there are two energy barriers.
- Step [1] is rate-determining.

# Hydrohalogenation — Markovnikov's Rule

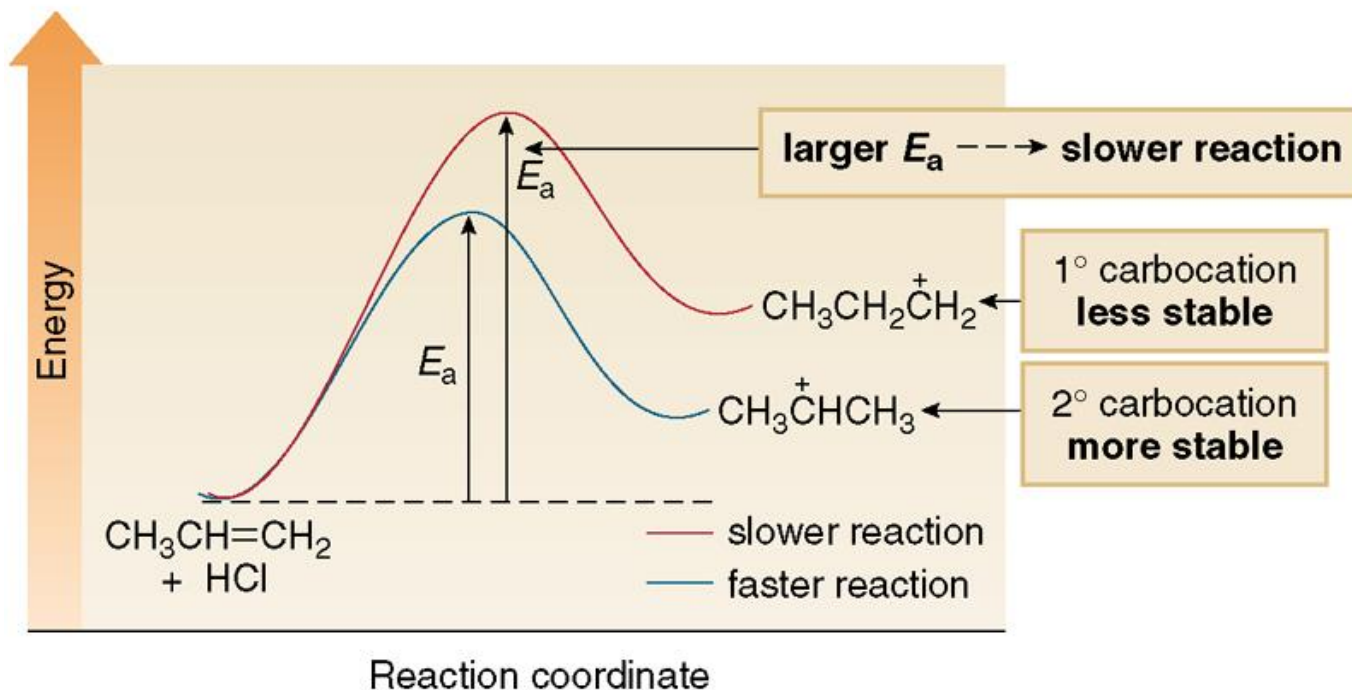


- The electrophile ( $\text{H}^+$ ) adds to the less substituted carbon; the nucleophile ( $\text{Cl}^-$ ) to the more substituted one.



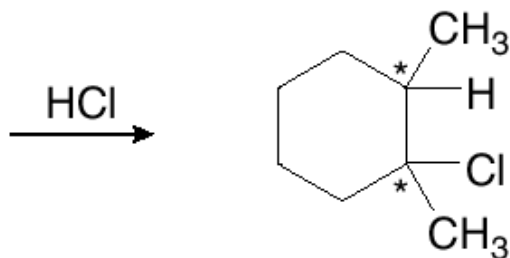
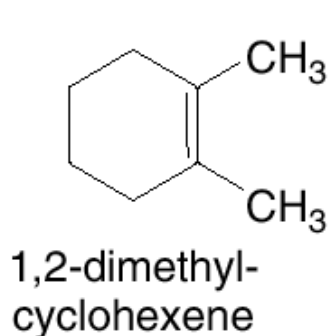
# Hydrohalogenation—Markovnikov's Rule

According to the Hammond postulate, the transition state to form the more stable 2° carbocation is lower in energy.



# Hydrohalogenation—Stereochemistry

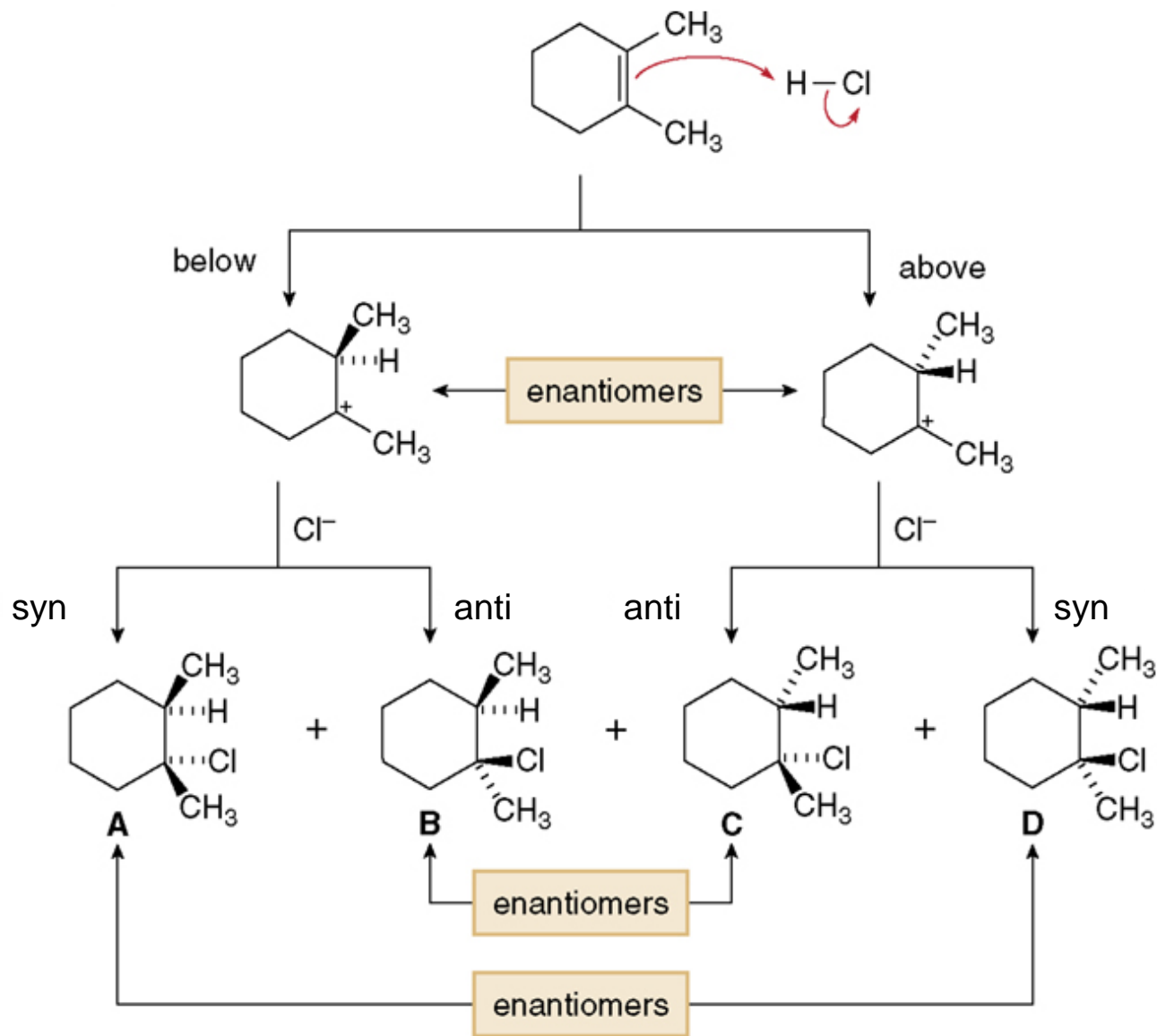
- Addition of HX to 1,2-dimethylcyclohexene forms two new stereogenic centers.



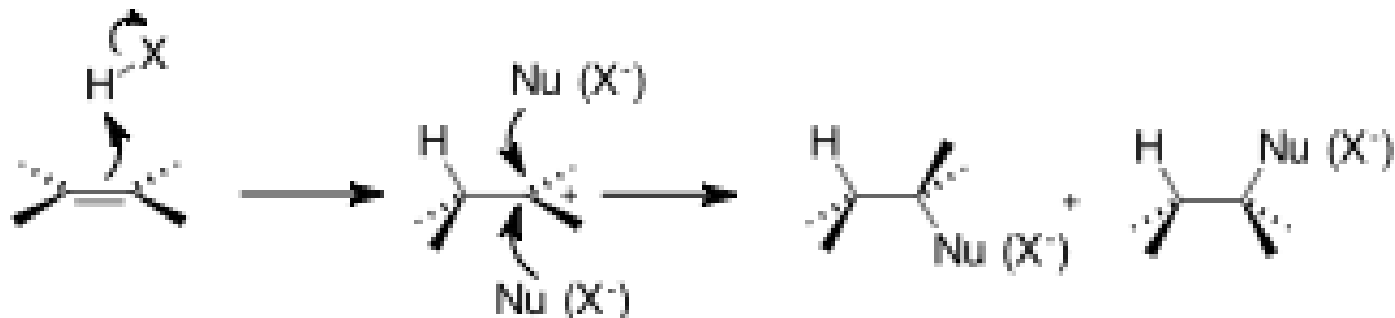
Two new stereogenic centers  
are formed.

[ \* denotes a stereogenic center ]

# Hydrohalogenation—Stereochemistry



# Hydrohalogenation—Summary

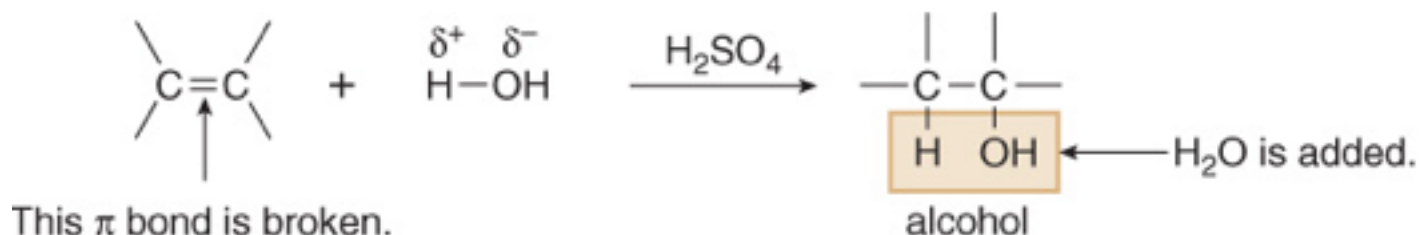


---

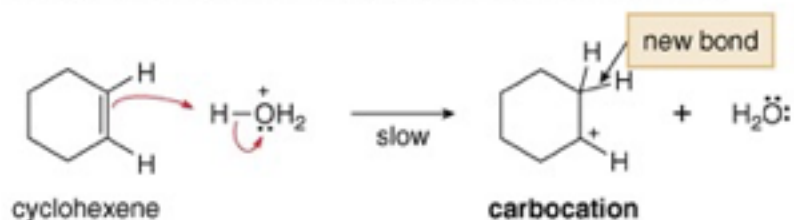
Mechanism	<ul style="list-style-type: none"><li>• The mechanism involves two steps.</li><li>• The rate-determining step forms a carbocation.</li><li>• Rearrangements can occur.</li></ul>
Regioselectivity	<ul style="list-style-type: none"><li>• Markovnikov's rule is followed. In unsymmetrical alkenes, H bonds to the less substituted C to form the more stable carbocation.</li></ul>
Stereochemistry	<ul style="list-style-type: none"><li>• Syn and anti addition occur.</li></ul>

---

# Hydration—Electrophilic Addition of Water

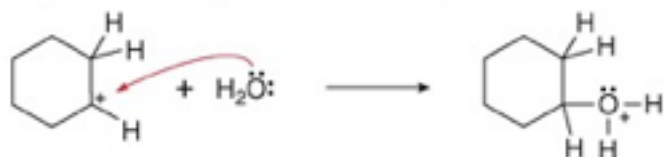


Step [1] Addition of the electrophile ( $\text{H}^+$ ) to the  $\pi$  bond



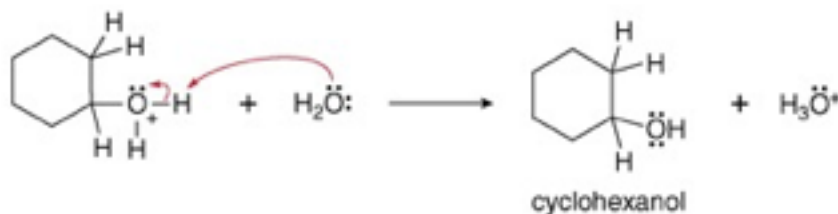
- The  $\pi$  bond attacks  $\text{H}_3\text{O}^+$ , thus forming a new C-H bond while breaking the H-O bond. Because the remaining carbon atom of the original double bond is left with only six electrons, a **carbocation** intermediate is formed. This step is **rate-determining** because two bonds are broken but only one bond is formed.

Step [2] Nucleophilic attack of  $\text{H}_2\text{O}$



- **Nucleophilic attack of  $\text{H}_2\text{O}$**  on the carbocation forms the new C-O bond.

Step [3] Loss of a proton

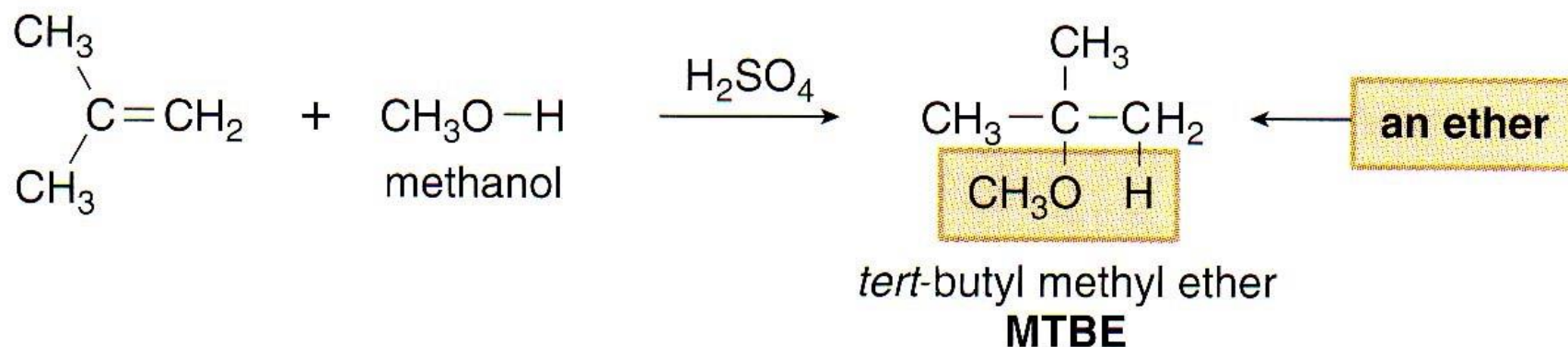


- Removal of a proton with a base ( $\text{H}_2\text{O}$ ) forms a neutral alcohol. Because the acid used in Step [1] is regenerated in Step [3], hydration is **acid-catalyzed**.



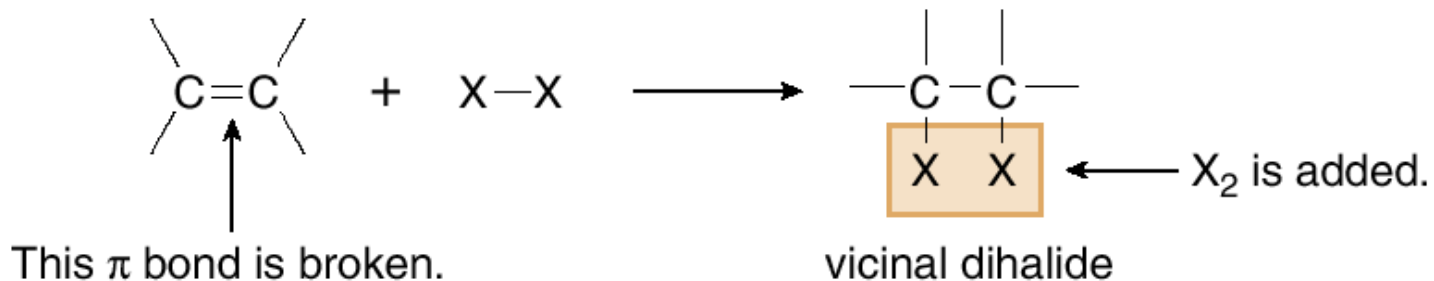
# Electrophilic Addition of Alcohols

- Alcohols add to alkenes, forming ethers by the same mechanism. For example, addition of  $\text{CH}_3\text{OH}$  to 2-methylpropene, forms *tert*-butyl methyl ether (MTBE), a high octane fuel additive.

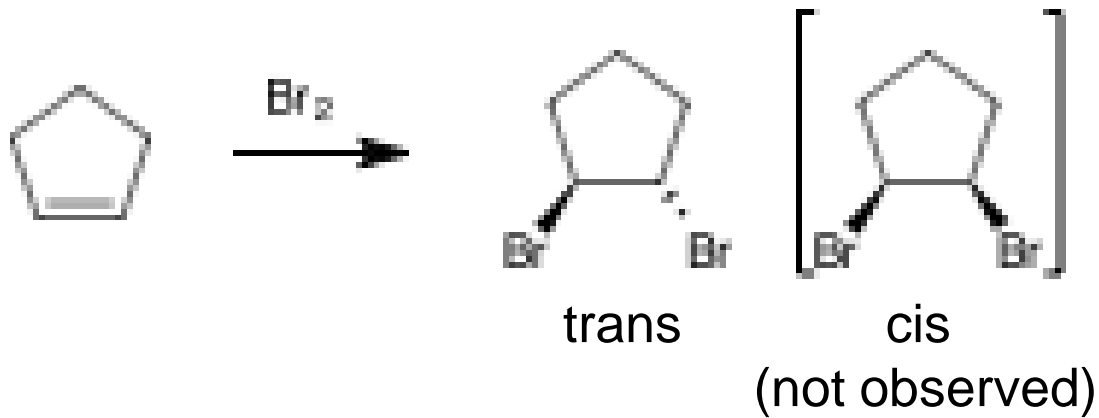


# Halogenation—Addition of Halogen

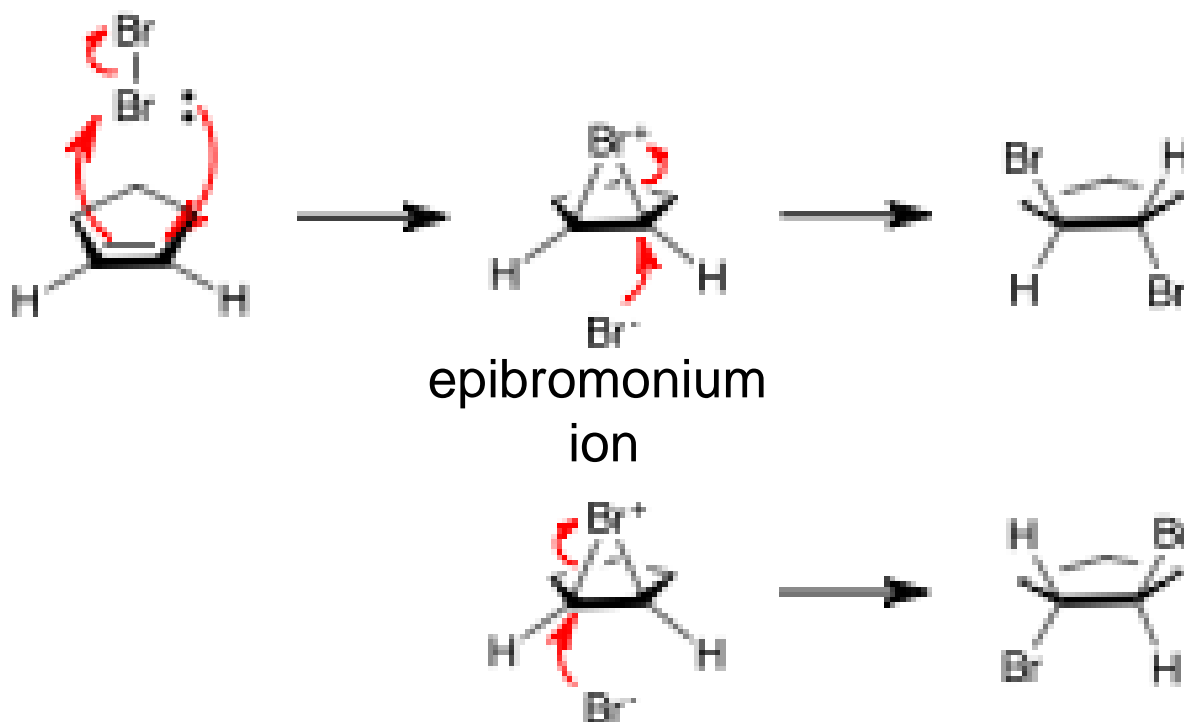
Halogenation



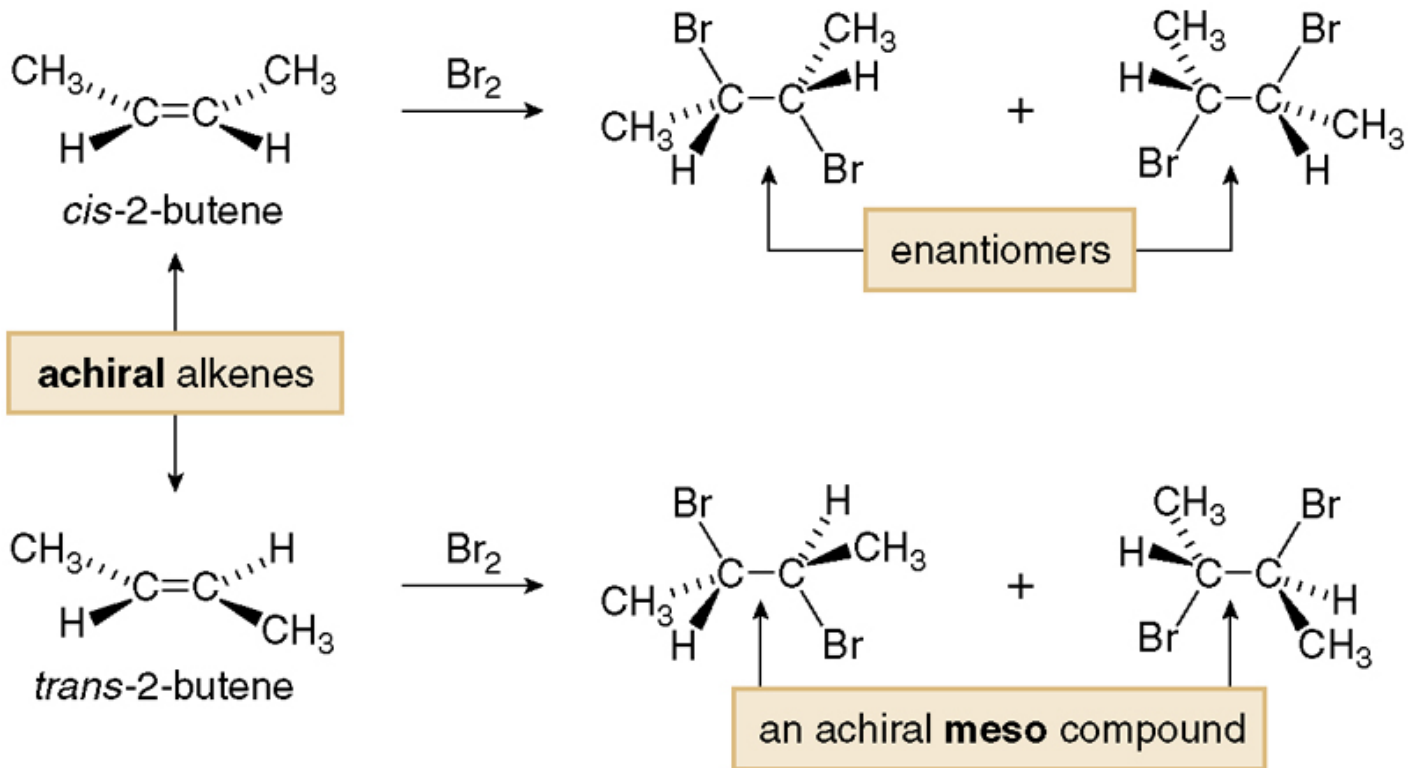
## Anti addition



# Halogenation—Mechanism

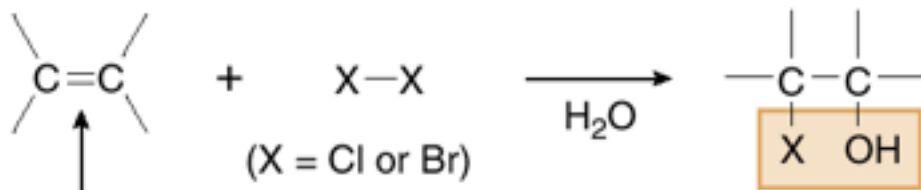


# Halogenation—Stereochemistry

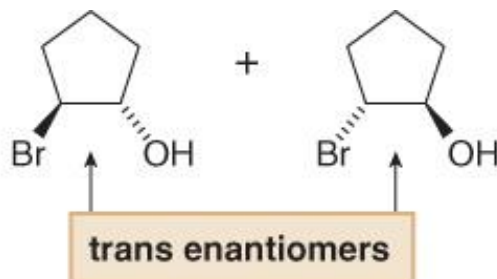
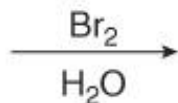


# Halohydrin Formation

General reaction

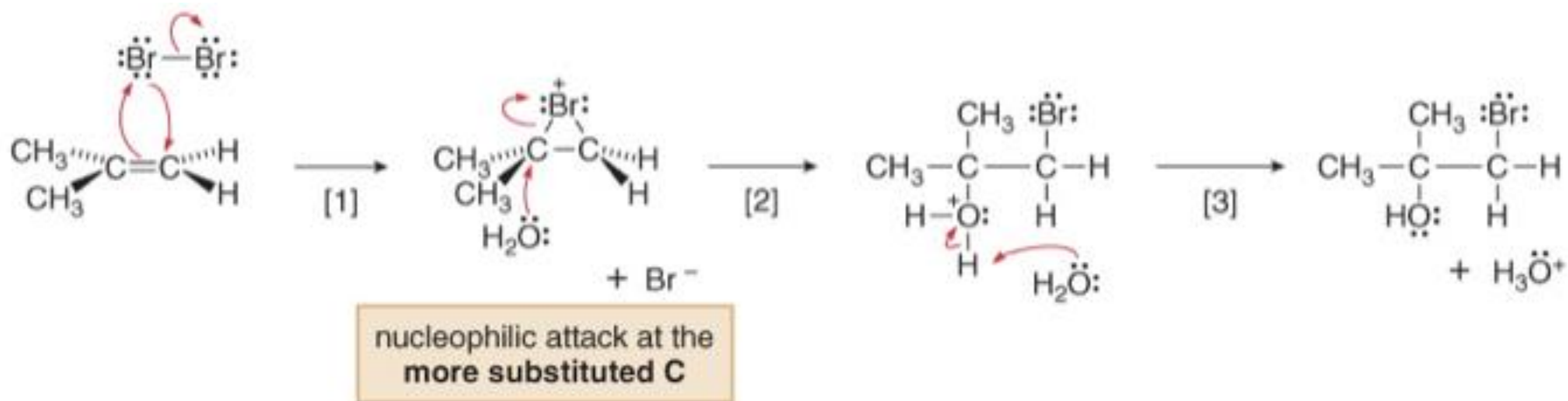


X and OH added



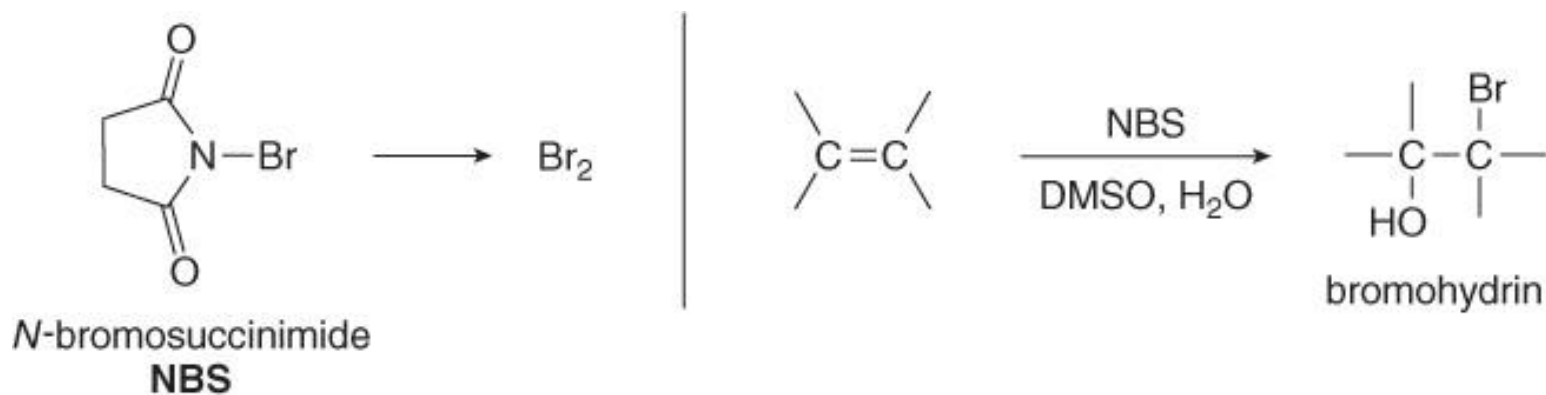
anti addition of Br and OH

# Halohydrin Formation

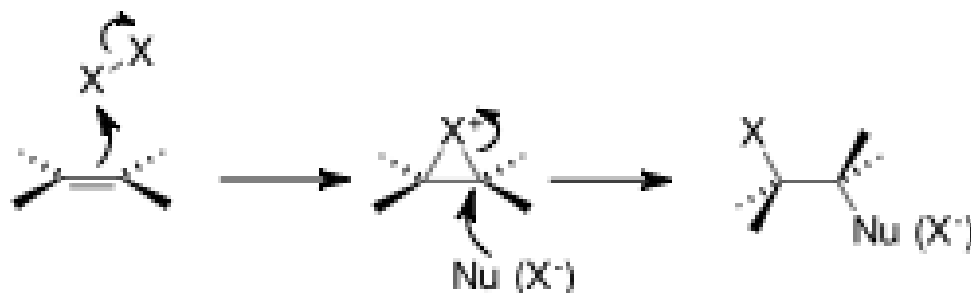


# Halohydrin Formation

- **Bromohydrins** are also formed with *N*-bromosuccinimide (NBS) in aqueous DMSO [(CH<sub>3</sub>)<sub>2</sub>S=O].
- In H<sub>2</sub>O, NBS decomposes to form Br<sub>2</sub>, which then goes on to form a bromohydrin by the same reaction mechanism.



# Halogenation and Halohydrin Formation



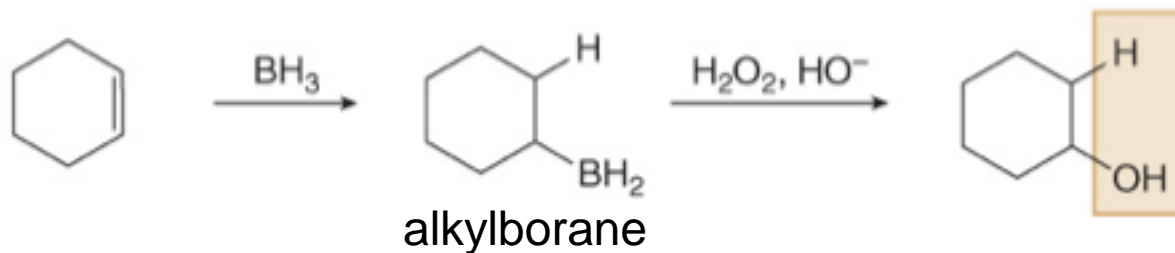
---

Mechanism	<ul style="list-style-type: none"><li>• The mechanism involves two steps.</li><li>• The rate-determining step forms a bridged halonium ion.</li><li>• No rearrangements can occur.</li></ul>
Regioselectivity	<ul style="list-style-type: none"><li>• Markovnikov's rule is followed. <math>X^+</math> bonds to the less substituted carbon.</li></ul>
Stereochemistry	<ul style="list-style-type: none"><li>• Anti addition occurs.</li></ul>

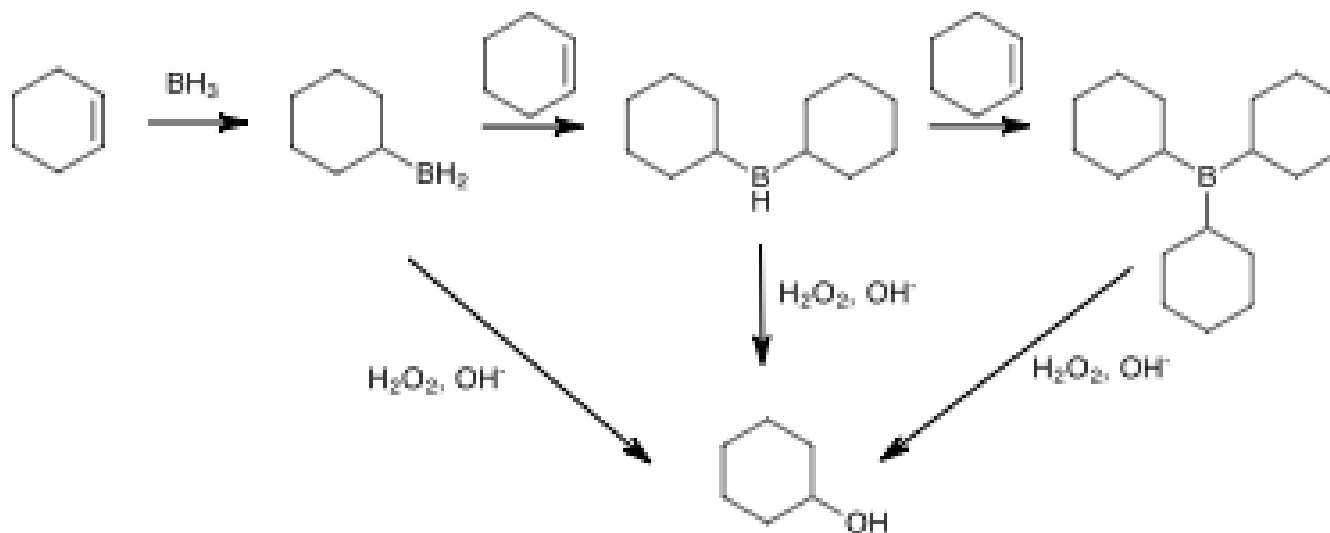
---



# Hydroboration—Oxidation

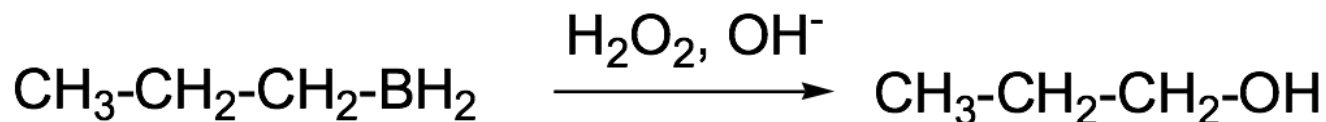


- *Hydroboration* is the addition of borane ( $\text{BH}_3$ ) to an alkene, forming an alkylborane.
- *Oxidation* converts the C–B bond of the alkylborane to a C–O bond.



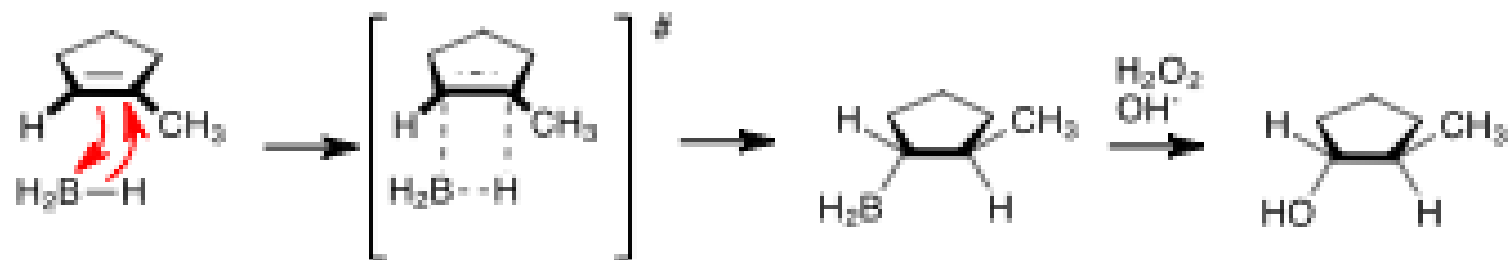
# Hydroboration—Oxidation

- Alkylboranes react rapidly with water and spontaneously burn when exposed to air; they are oxidized, without isolation, with basic hydrogen peroxide ( $\text{H}_2\text{O}_2$ ,  $\text{OH}^-$ ).



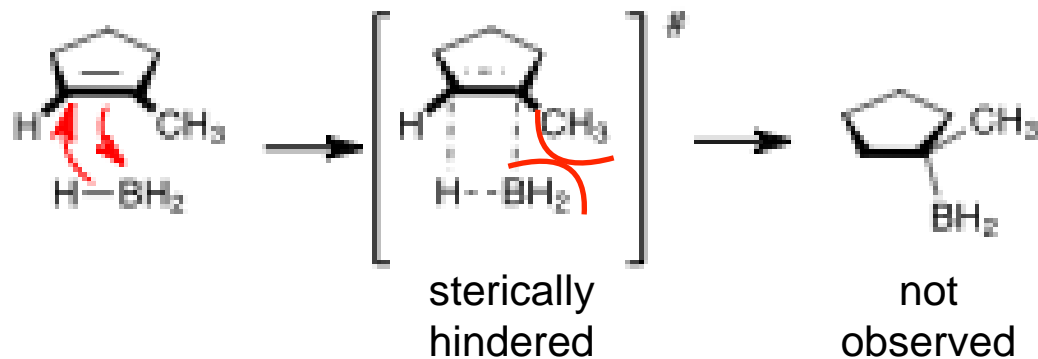
- Oxidation replaces the C—B bond with a C—O bond, forming a new OH group with retention of configuration.

# Hydroboration—Oxidation



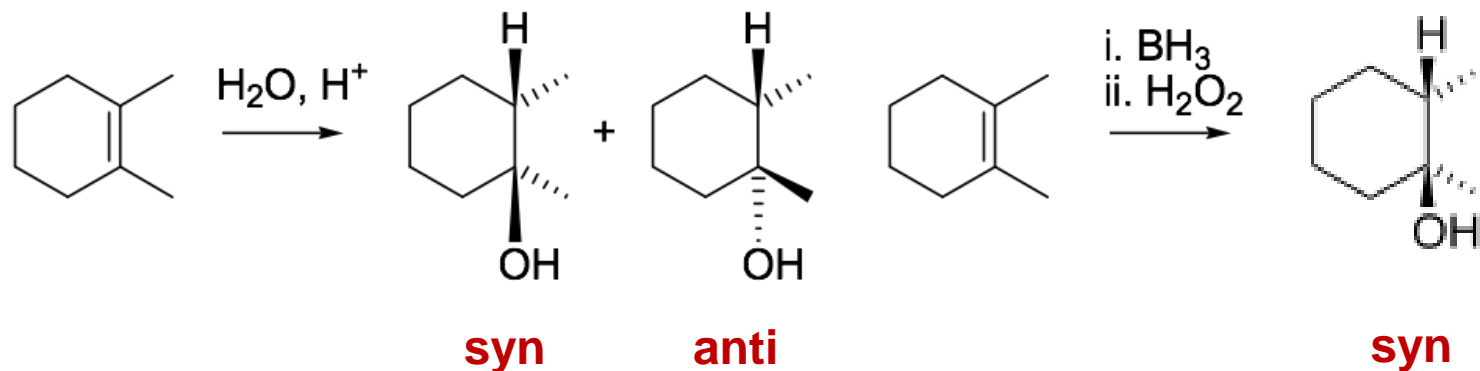
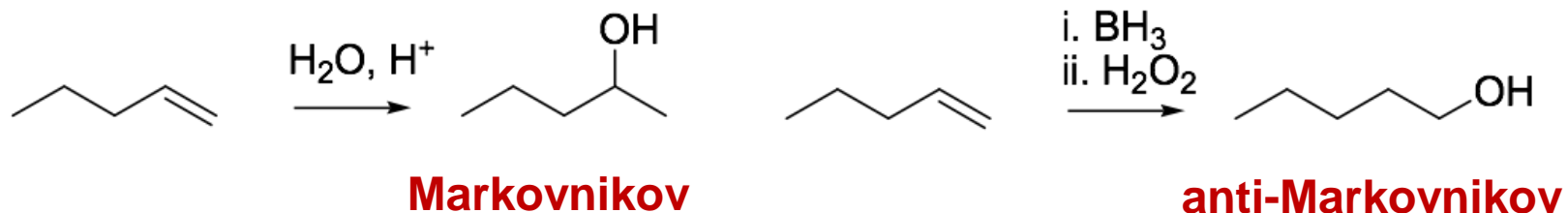
1-methyl  
cyclopentane

trans, secondary  
alcohol



# Hydroboration—Oxidation

- The overall result is syn addition of the elements of H and OH to a double bond in an “**anti-Markovnikov**” fashion.



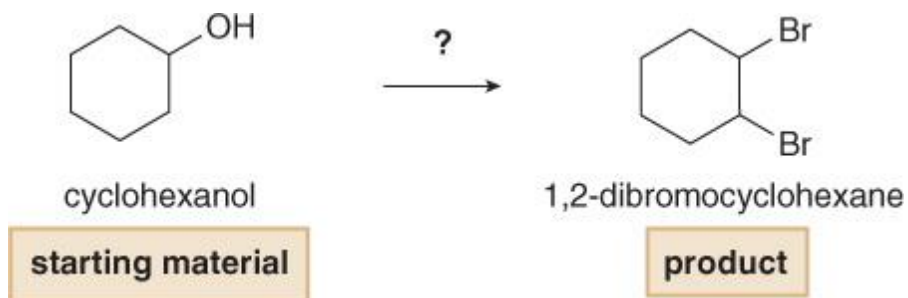
# Hydroboration—Oxidation

## Observation

---

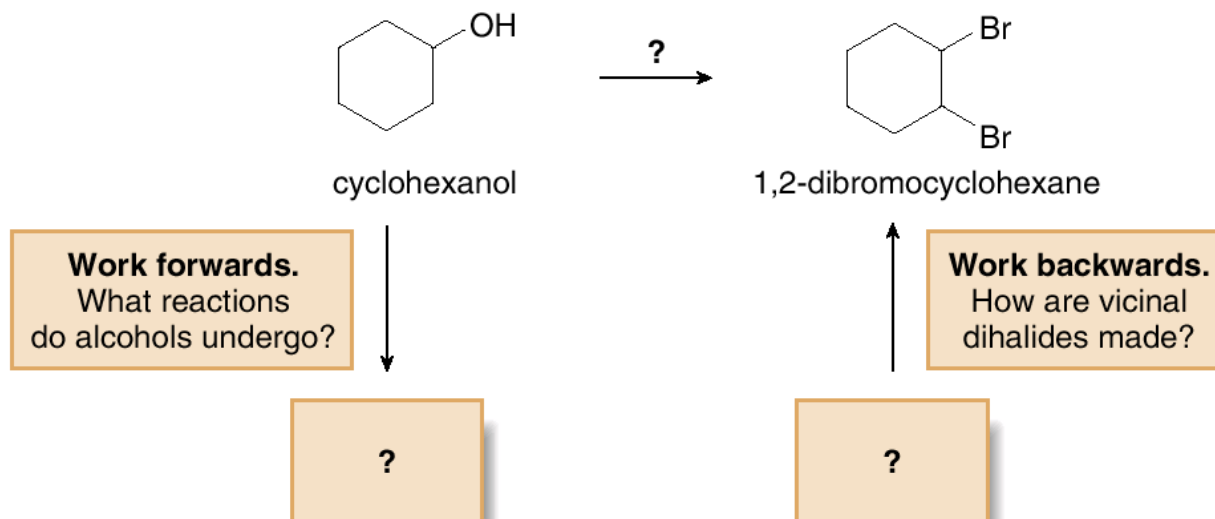
- |                  |   |
|------------------|---|
| Mechanism        | <ul style="list-style-type: none"><li>• The addition of H and BH<sub>2</sub> occurs in one step.</li><li>• No rearrangements can occur.</li></ul> |
| Regioselectivity | <ul style="list-style-type: none"><li>• The BH<sub>2</sub> group bonds to the less substituted carbon atom.</li></ul>                             |
| Stereochemistry  | <ul style="list-style-type: none"><li>• Syn addition occurs.</li><li>• OH replaces BH<sub>2</sub> with retention of configuration.</li></ul>      |
-

# Alkenes in Organic Synthesis



To solve this problem we must:

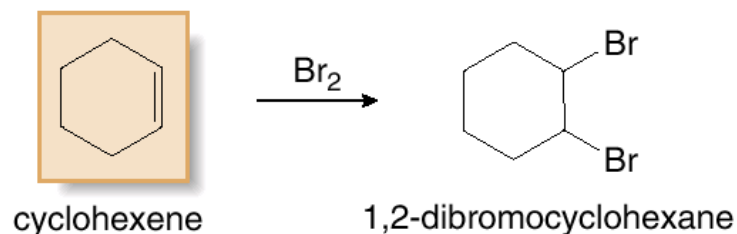
- Work backwards from the product by asking: What type of reactions introduce the functional groups in the product?
- Work forwards from the starting material by asking: What type of reactions does the starting material undergo?



# Alkenes in Organic Synthesis

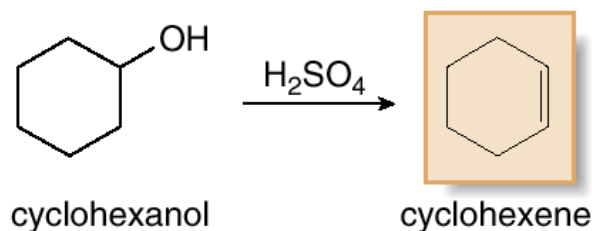
## Working backwards:

[1] 1,2-Dibromocyclohexane, a vicinal dibromide, can be prepared by the addition of  $\text{Br}_2$  to **cyclohexene**.



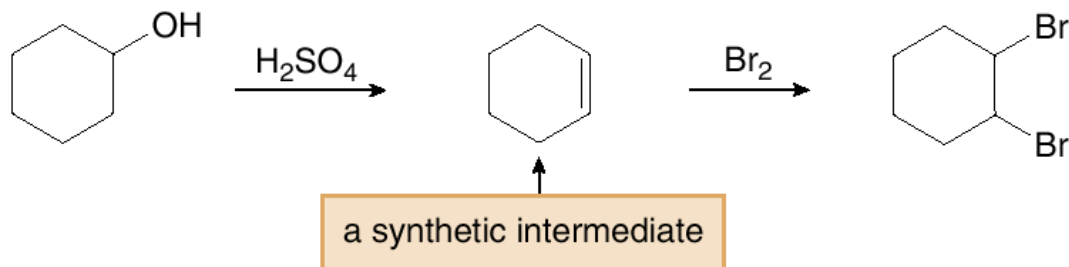
## Working forwards:

[2] Cyclohexanol can undergo acid-catalyzed dehydration to form **cyclohexene**.



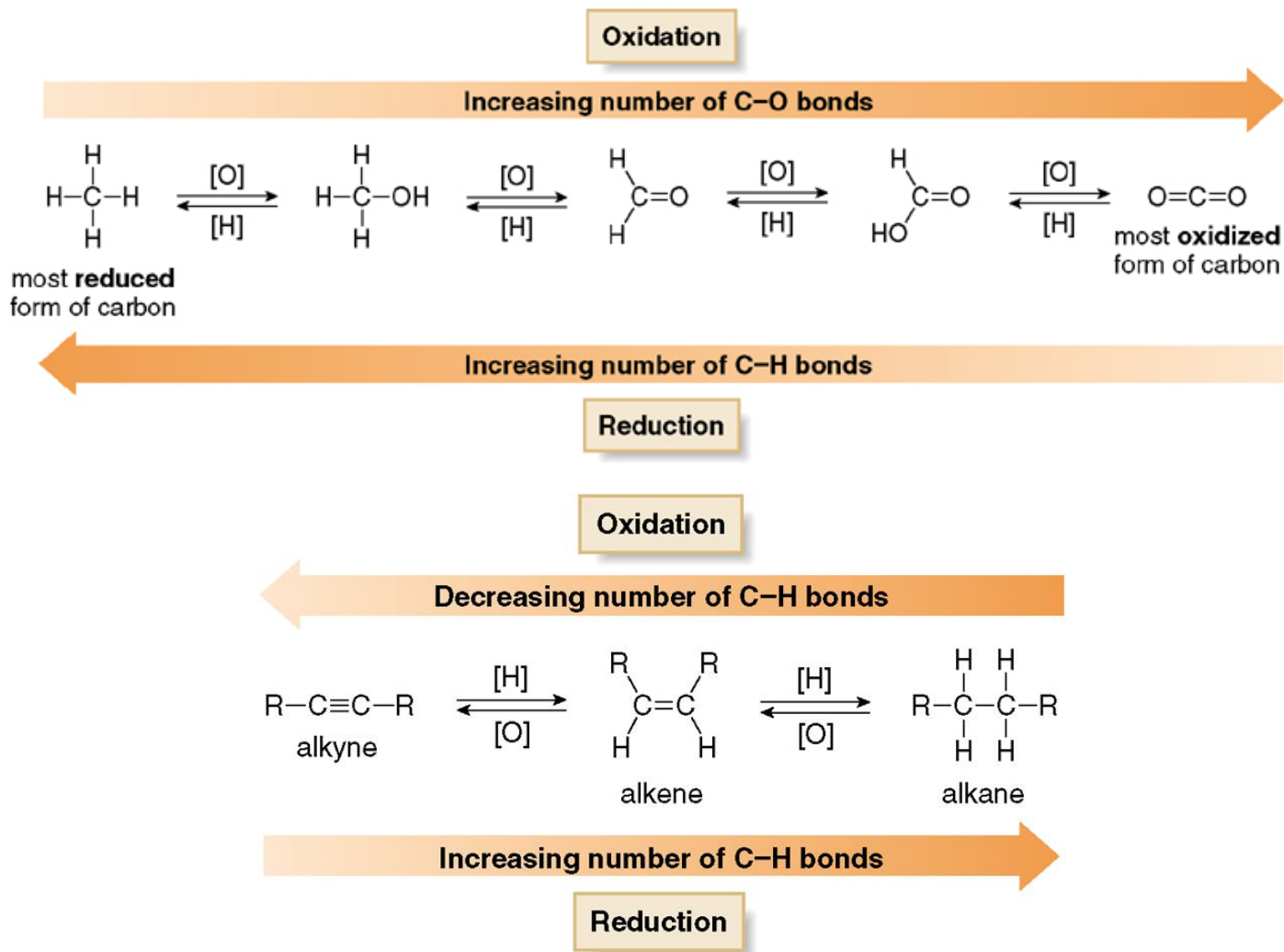
Cyclohexene is called a **synthetic intermediate**, or simply an **intermediate**, because it is the **product of one step and the starting material of another**. We now have a two-step sequence to convert cyclohexanol to 1,2-dibromocyclohexane, and the synthesis is complete. Take note of the central role of the alkene in this synthesis.

### A two-step synthesis



# Oxidation and Reduction

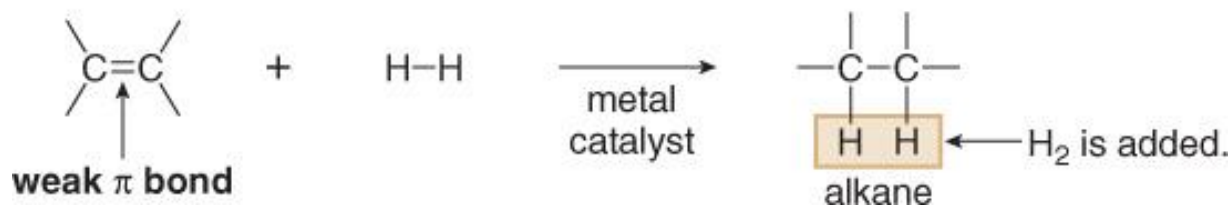
- Oxidation: increase of C—O bonds or decrease of C—H bonds.
- Reduction: decrease of C—O bonds or increase of C—H bonds.





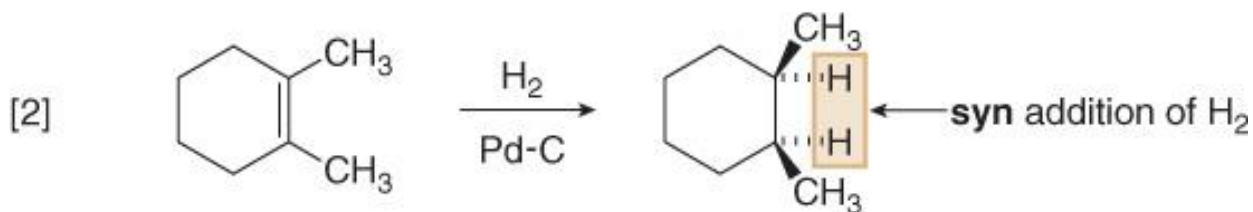
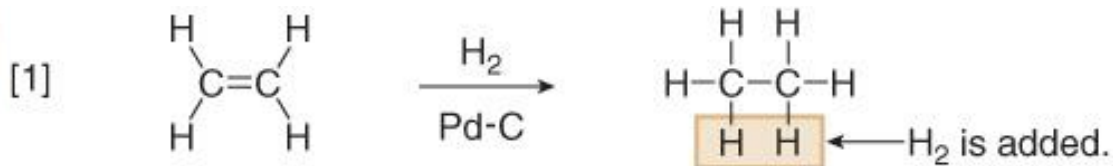
# Catalytic Hydrogenation

## Hydrogenation—General reaction



- The addition of  $H_2$  occurs only in the presence of a metal catalyst—usually Pd, Pt, or Ni, adsorbed onto a finely divided inert solid, such as charcoal.
- $H_2$  adds in a syn fashion.

## Examples



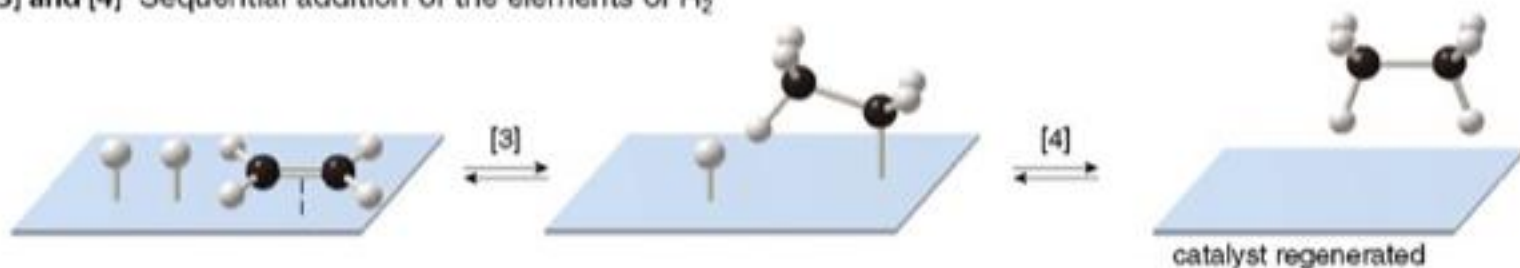
# Catalytic Hydrogenation

Steps [1] and [2] Complexation of  $H_2$  and the alkene to the catalyst



- $H_2$  adsorbs to the catalyst surface with partial or complete cleavage of the H–H bond.
- The  $\pi$  bond of the alkene complexes with the metal.

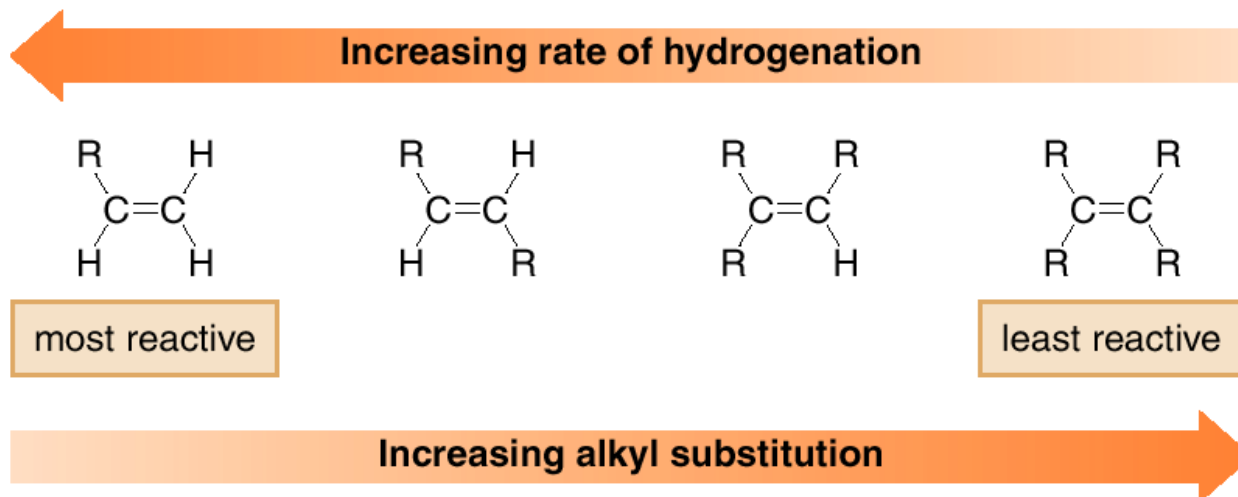
Steps [3] and [4] Sequential addition of the elements of  $H_2$



- Two H atoms are transferred sequentially to the  $\pi$  bond in Steps [3] and [4], forming the alkane.
- Because the product alkane no longer has a  $\pi$  bond with which to complex to the metal, it is released from the catalyst surface.

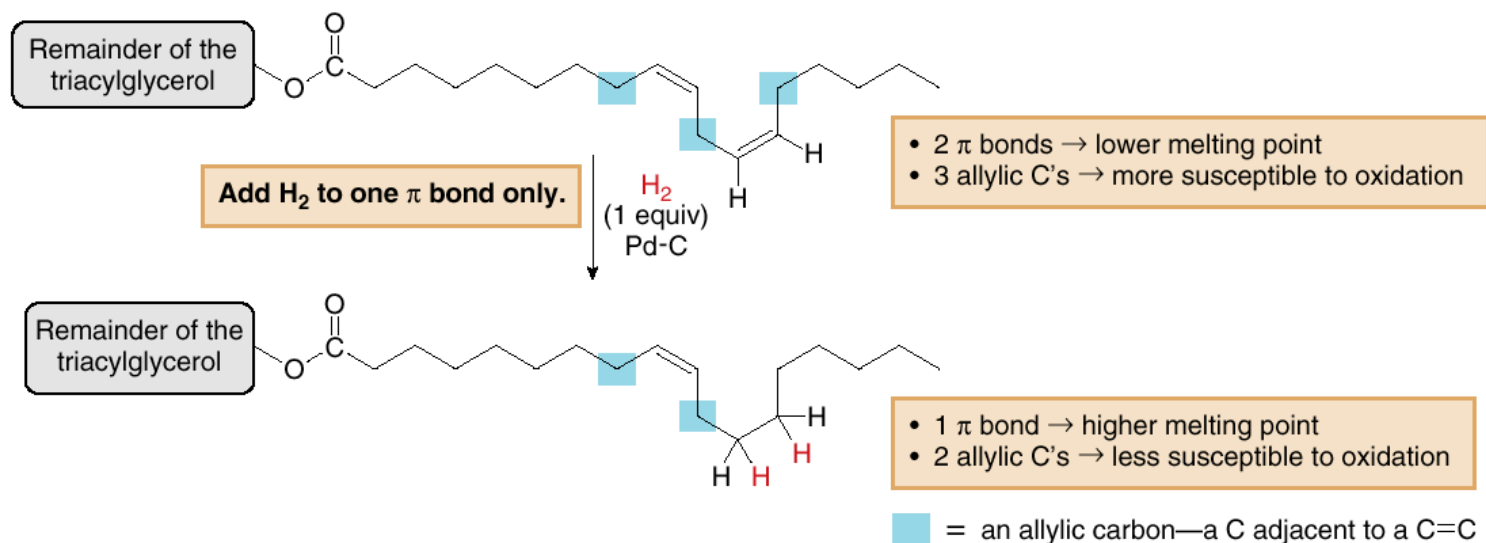
# Catalytic Hydrogenation

- Rapid, sequential addition of H<sub>2</sub> occurs from the side of the alkene complexed to the metal surface, resulting in syn addition.
- Less crowded double bonds complex more readily to the catalyst surface, resulting in faster reaction.



# Catalytic Hydrogenation

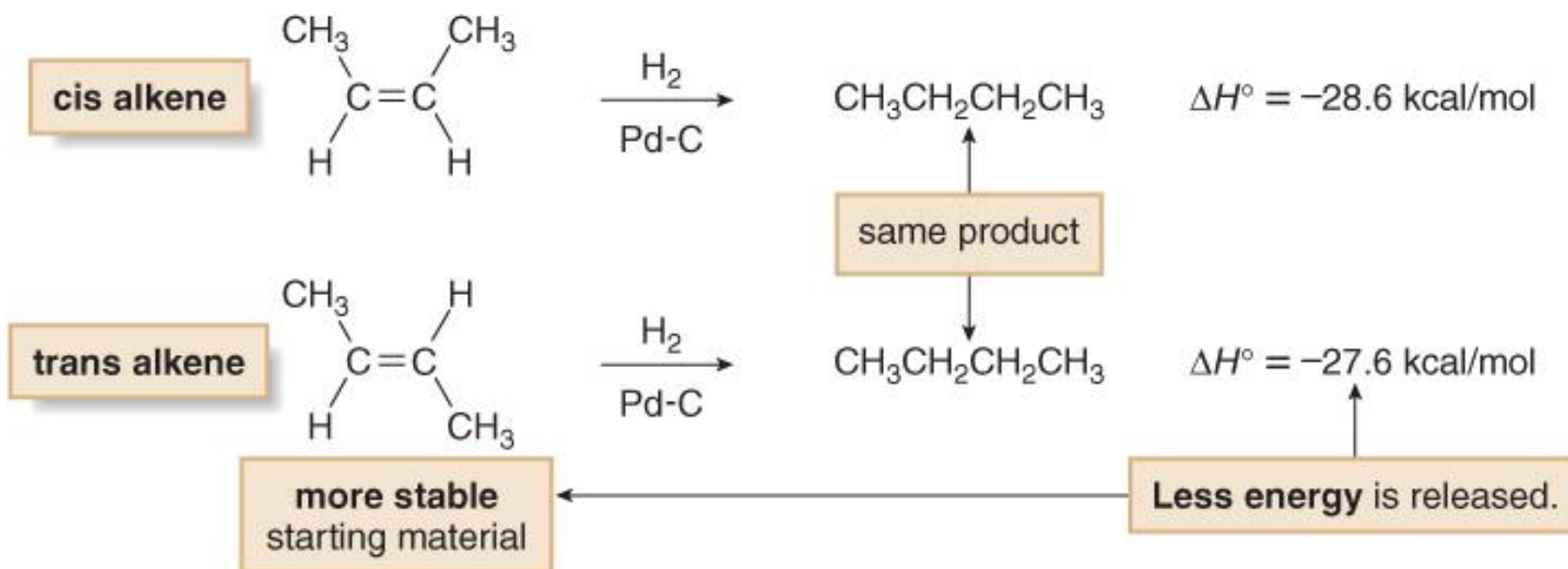
- When unsaturated vegetable oil is treated with hydrogen, some or all of the  $\pi$  bonds add  $H_2$ . This increases the melting point of the oil.
- Margarine is prepared by partially hydrogenating vegetable oils to give a product with a consistency that more closely resembles butter.



- **Decreasing** the number of degrees of unsaturation **increases** the melting point.
- When an oil is *partially* hydrogenated, some double bonds react with  $H_2$ , whereas some double bonds remain in the product.
- Partial hydrogenation **decreases** the number of allylic sites, making a triacylglycerol **less** susceptible to oxidation, thereby increasing its shelf life.

# Catalytic Hydrogenation

- Hydrogenation of alkenes is exothermic
- The heat of hydrogenation, can be used as a measure of the relative stability of two alkenes.

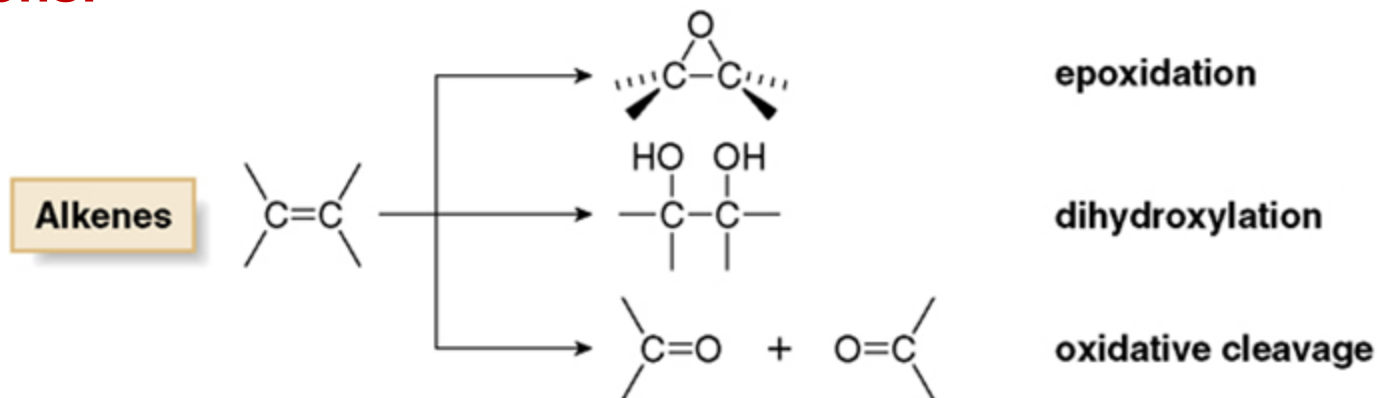


# Oxidations

## Oxidizing agents:

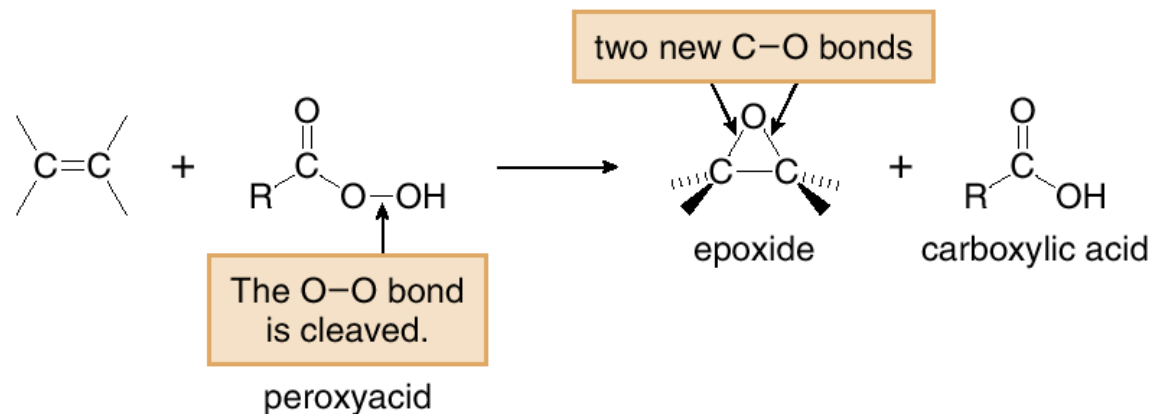
- Reagents containing an O—O bond:  $O_2$ ,  $O_3$ ,  $H_2O_2$ ,  $ROOH$ ,  $RCOOOH$ .
- Reagents containing metal-oxygen bonds:  $Cr(VI)$ ,  $Mn(VII)$ ,  $Os(VIII)$ ,  $Ag(I)$ .

## Reactions:

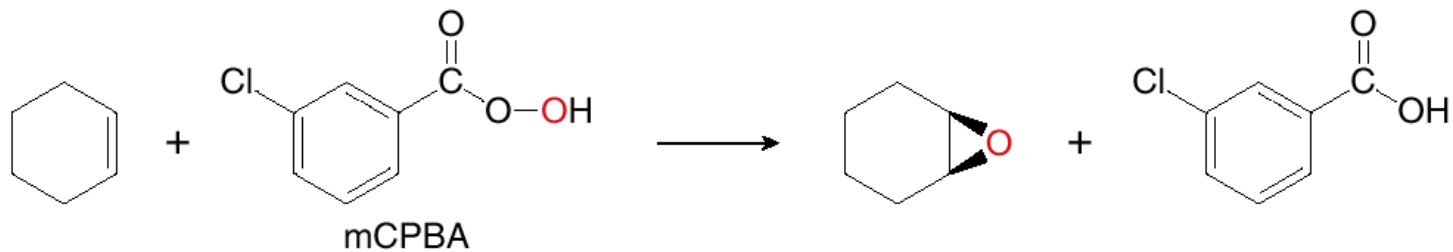
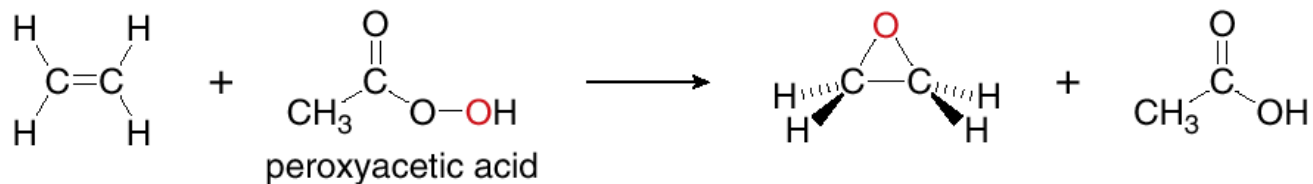


# Epoxidation

## Epoxidation

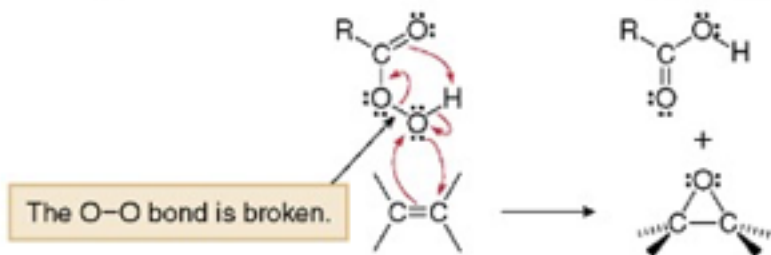


## Examples



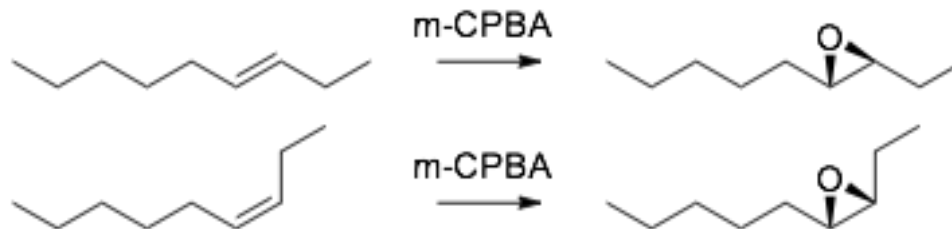
# Epoxidation

**One step** All bonds are broken or formed in a single step.



- Two C-O bonds are formed to one O atom with one electron pair from the peroxy acid and one from the  $\pi$  bond.
- The weak O-O bond is broken.

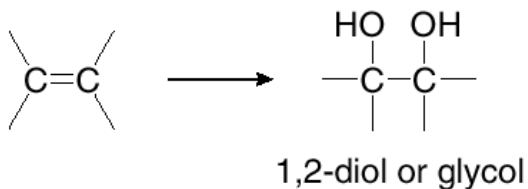
- Epoxidation is stereospecific.



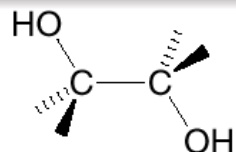


# Dihydroxylation

## Dihydroxylation—General reaction



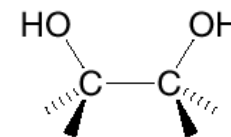
## Stereochemistry



## anti addition product

2 OH's added on **opposite** sides of the C=C

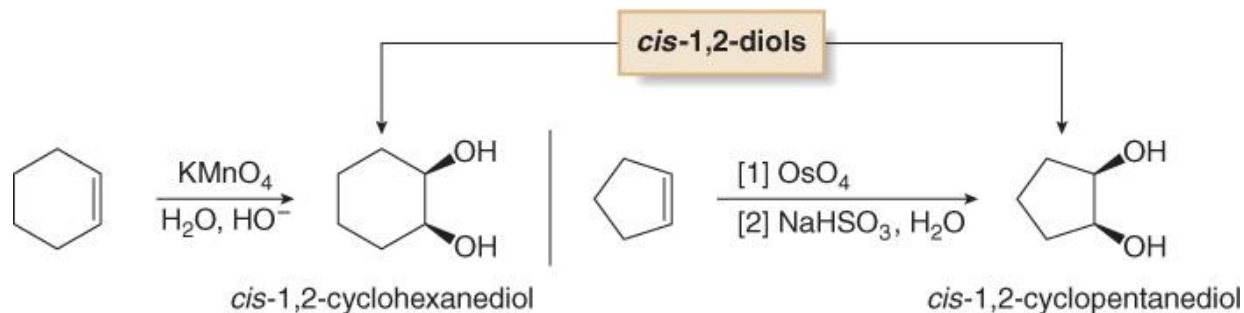
or



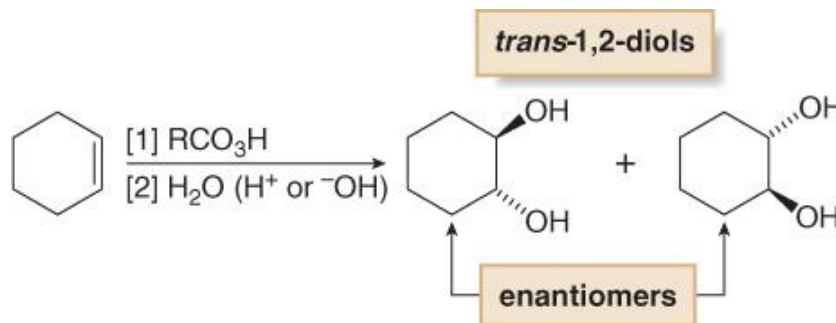
## syn addition product

2 OH's added on the **same** side of the C=C

## Syn dihydroxylation

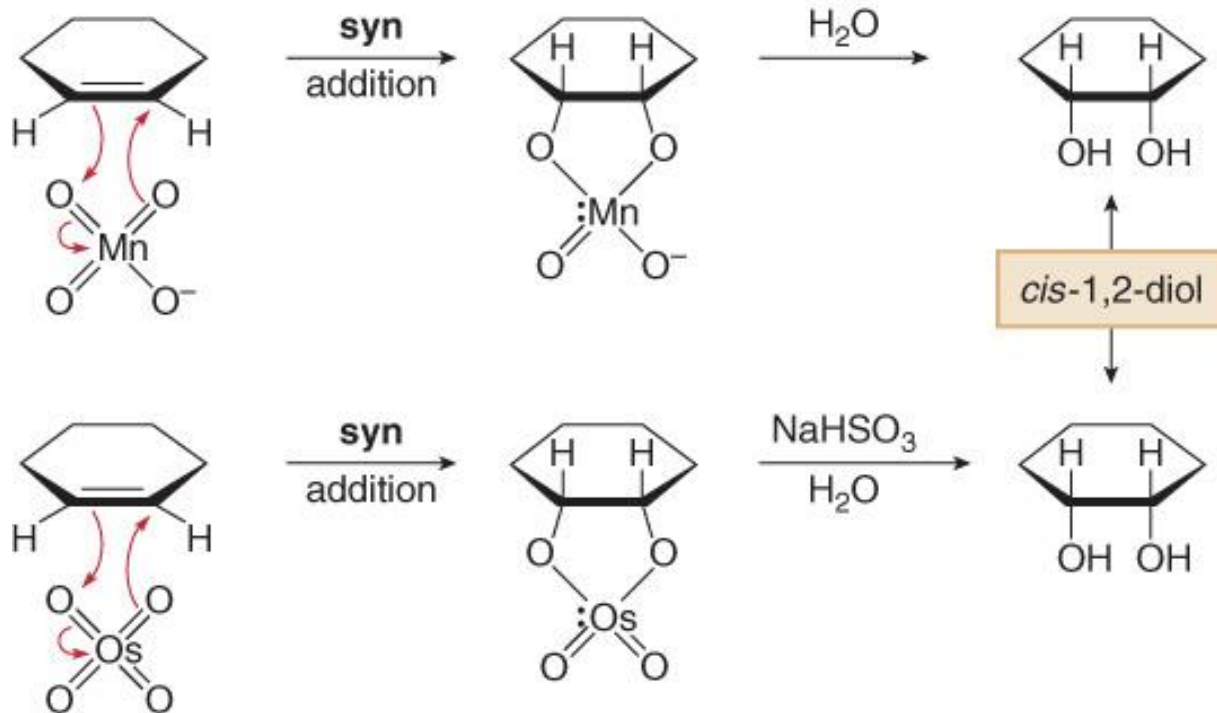


## Anti dihydroxylation

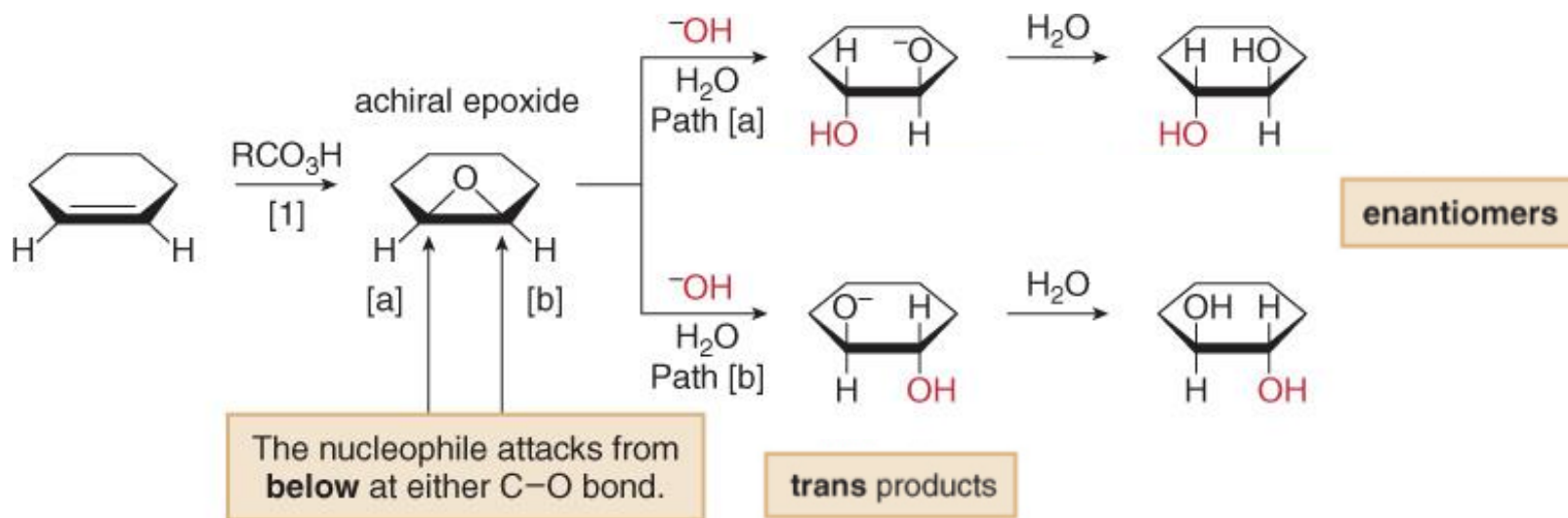


# Syn Dihydroxylation

Two O atoms are added to the same side of the C=C.

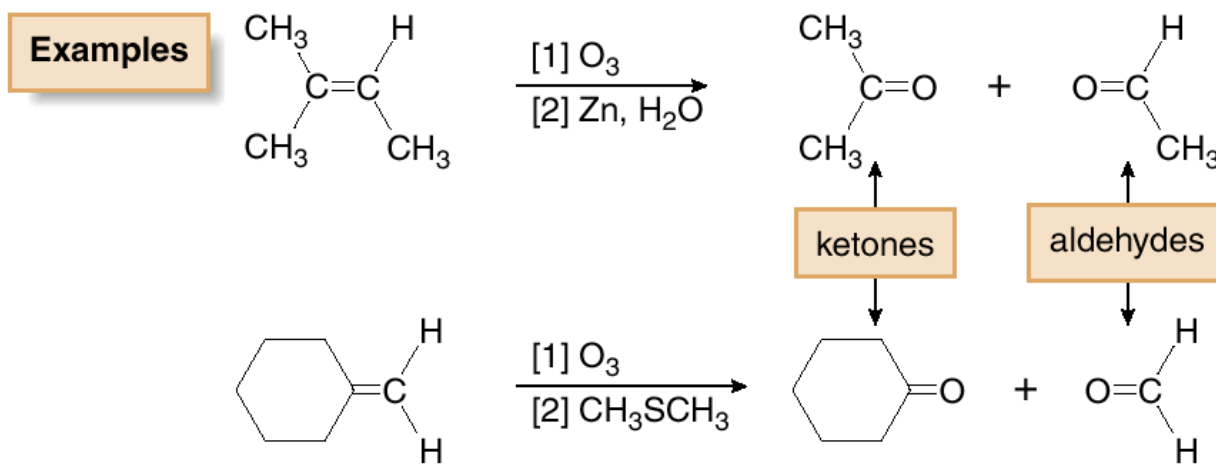
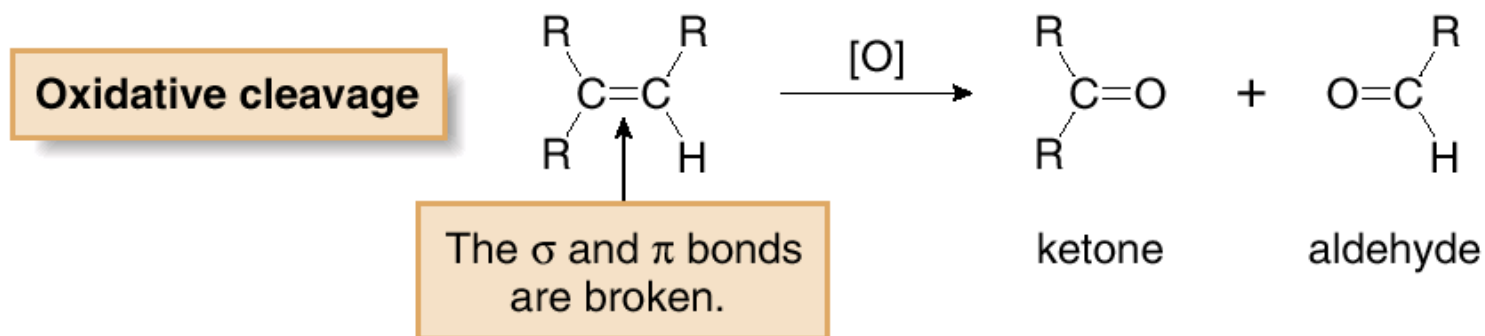


# Anti Dihydroxylation



# Oxidative Cleavage

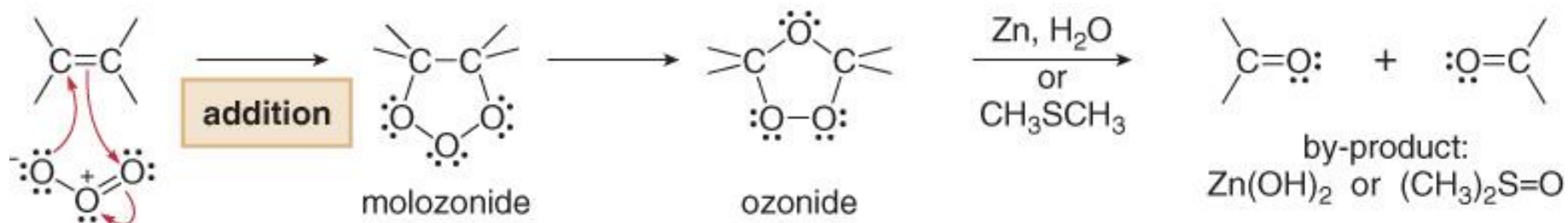
- Oxidative cleavage of an alkene breaks both the  $\sigma$  and  $\pi$  bonds of the double bond to form two carbonyl compounds. Cleavage with ozone ( $O_3$ ) is called **ozonolysis**.



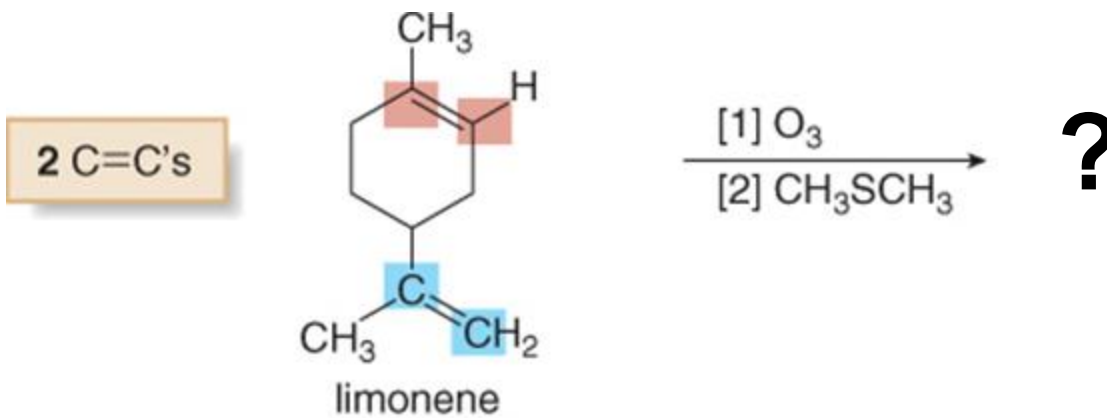
# Oxidative Cleavage

- Addition of  $O_3$  to the  $\pi$  bond of an alkene forms a **molozonide**, which rearranges to an **ozonide** in a stepwise process.
- The unstable ozonide is reduced to afford carbonyl compounds.

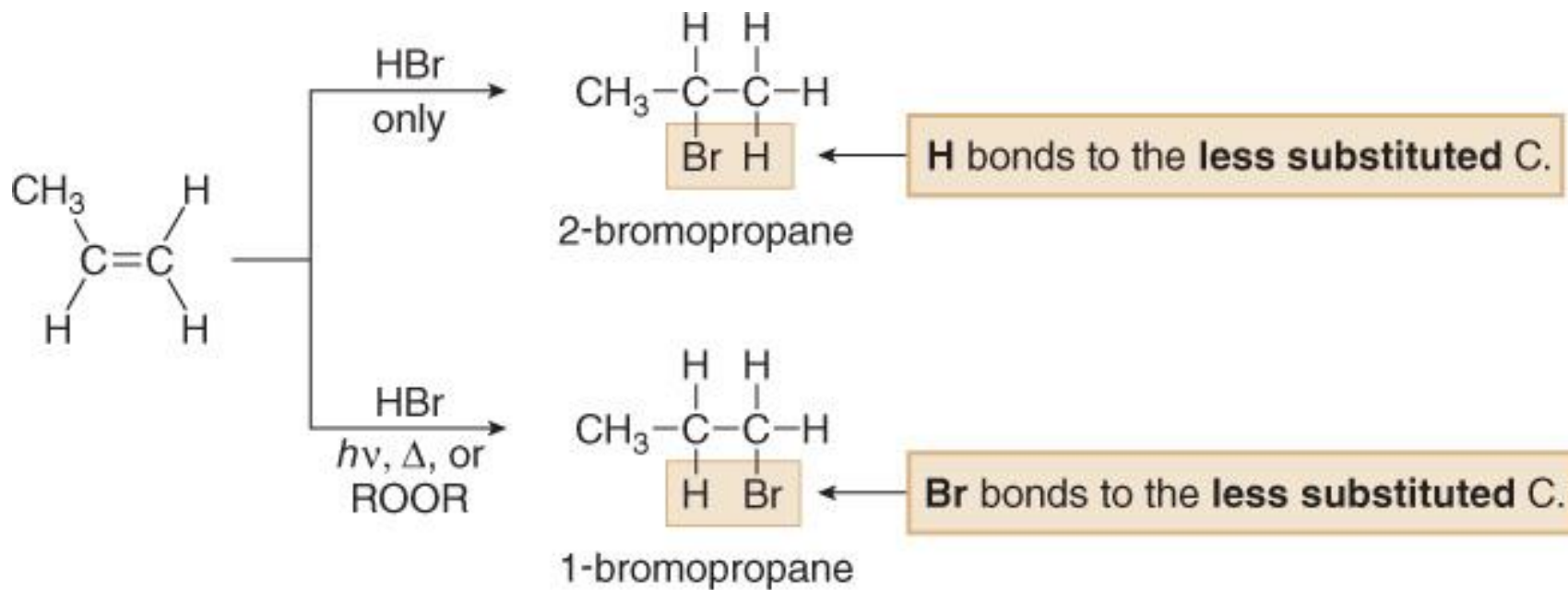
## The key intermediates in ozonolysis



# Oxidative Cleavage



# Radical Additions to Double Bonds

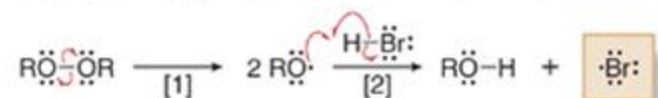


# Radical Additions to Double Bonds

Limited utility: HBr only

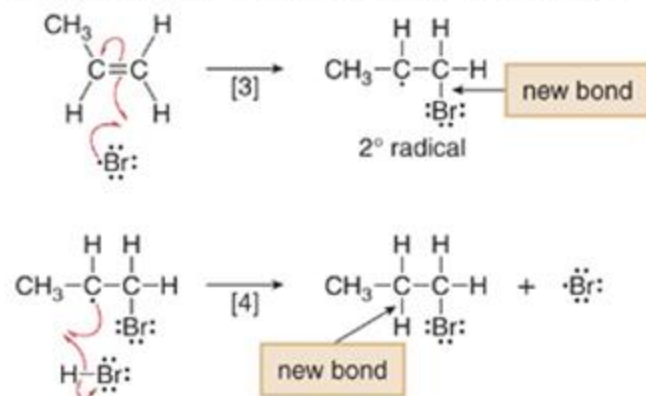
## Initiation

Steps [1] and [2] Abstraction of H from HBr occurs by a two-step process.



## Propagation

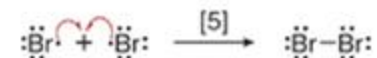
Steps [3] and [4] The  $\pi$  bond is broken and the C-H and C-Br  $\sigma$  bonds are formed.



Repeat Steps [3], [4], [3], [4], and so forth.

## Termination

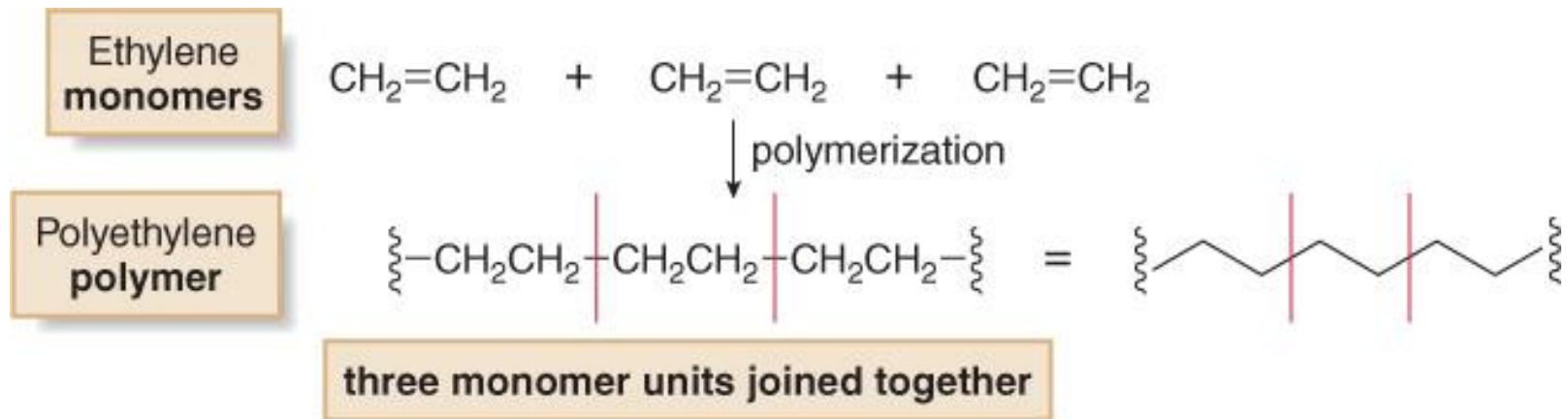
Step [5] Two radicals react to form a bond.





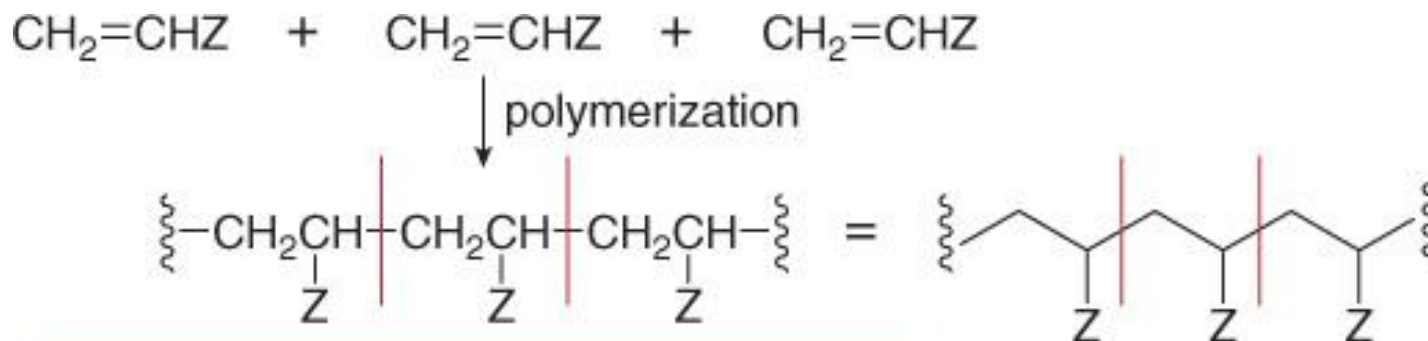
# Polymers and Polymerization

- **Polymers** are large molecules made up of repeating units of smaller molecules called **monomers**. They include biologically important compounds such as proteins and carbohydrates, as well as synthetic plastics such as polyethylene, polyvinyl chloride (PVC) and polystyrene.
- **Polymerization** is the joining together of monomers to make polymers. For example, joining ethylene monomers together forms the polymer polyethylene, a plastic used in milk containers and plastic bags.



# Polymers and Polymerization

- Many ethylene derivatives having the general structure  $\text{CH}_2=\text{CHZ}$  are also used as monomers for polymerization.
- The identity of Z affects the physical properties of the resulting polymer.
- Polymerization of  $\text{CH}_2=\text{CHZ}$  usually affords polymers with Z groups on every other carbon atom in the chain.

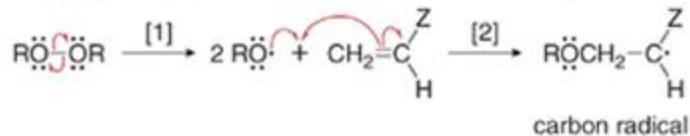


three monomer units joined together

# Polymers and Polymerization

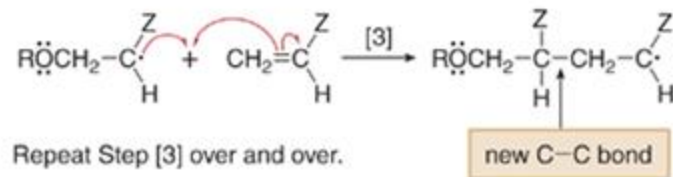
## Initiation

Steps [1] and [2] A carbon radical is formed by a two-step process.



## Propagation

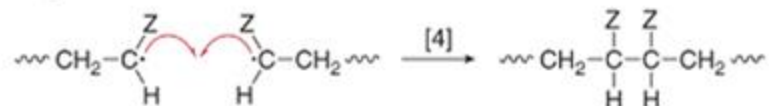
Step [3] The polymer chain grows.



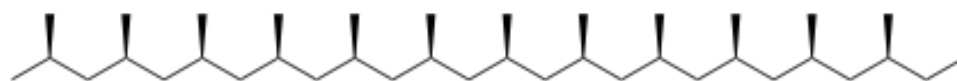
The more substituted radical always adds to the less substituted end of the monomer, a process called **head-to-tail polymerization**.

## Termination

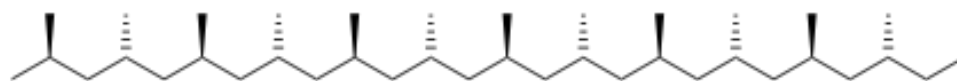
Step [4] Two radicals combine to form a bond.



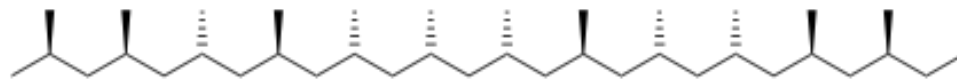
# Polymers and Polymerization



Isotactic ( $\text{TiCl}_3$ ,  $\text{AlEt}_2\text{Cl}$ )



syndiotactic ( $\text{TiCl}_4$ ,  $\text{AlR}_3$ )



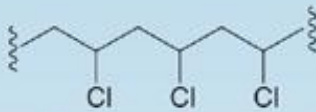

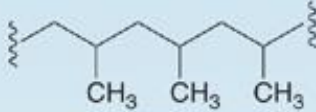


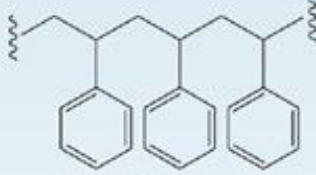

atactic ( $\text{TiCl}_3$ ,  $\text{AlCl}_3$ )

Cationic polymerization

# Polymers and Polymerization

Table 15.2

Common Industrial Monomers and Polymers

Monomer	→	Polymer	Consumer product
$\text{CH}_2=\text{CHCl}$ vinyl chloride	→	 poly(vinyl chloride) PVC	 PVC pipes
$\text{CH}_2=\text{CHCH}_3$ propene	→	 polypropylene	 polypropylene carpeting
$\text{CH}_2=\text{CH}$  styrene	→	 polystyrene	 Styrofoam products