

Lecture 2 – Big Data


Open Data Management & the Cloud

(Data Science & Scientific Computing / UniTS – DMG)

The term “big data” refers to data sets so large and complex that traditional tools, like relational databases, are unable to process them in an acceptable time frame or within a reasonable cost range. Problems occur in sourcing, moving, searching, storing, and analyzing the big data

U.S. Census

- 1870: ~38M people
- 1880: ~50M people
- 1890: ~63M people



1880 **The Start of Information Overload**

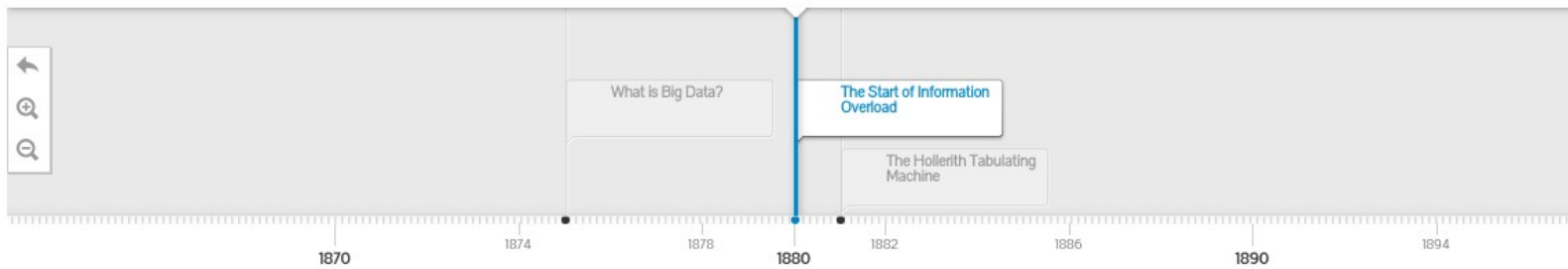
The 1880 U.S. Census took eight years to tabulate, and it was estimated that the 1890 census would take more than 10 years using the then-available methods. Without any advancement in methodology, tabulation would not have been complete before the 1900 census had to be taken.



1875
What is Big Data?



1881
The Hollerith Tabulating Machine





1956

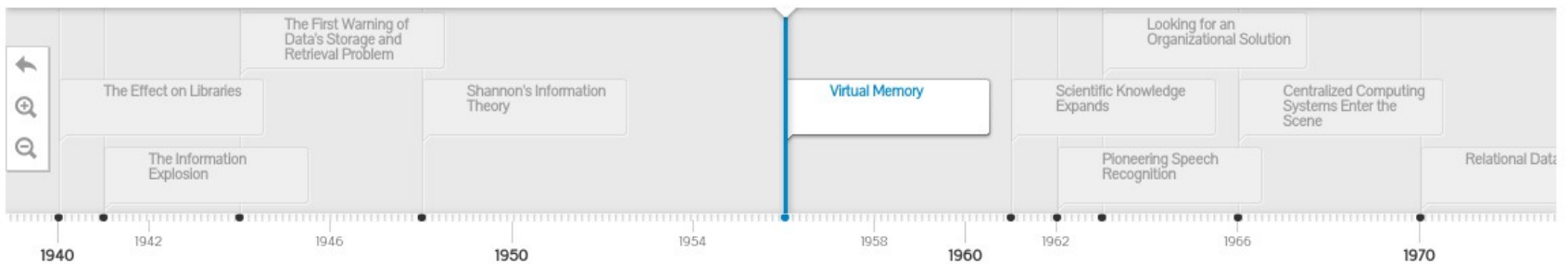
Virtual Memory

The concept of virtual memory was developed by German physicist Fritz-Rudolf Güntsch as an idea that treated finite storage as infinite. Storage, managed by integrated hardware and software to hide the details from the user, permitted us to process data without the hardware memory constraints that previously forced the problem to be partitioned (making the solution a reflection of the hardware architecture, a most unnatural act). With special thanks to [@ajbowles](#)

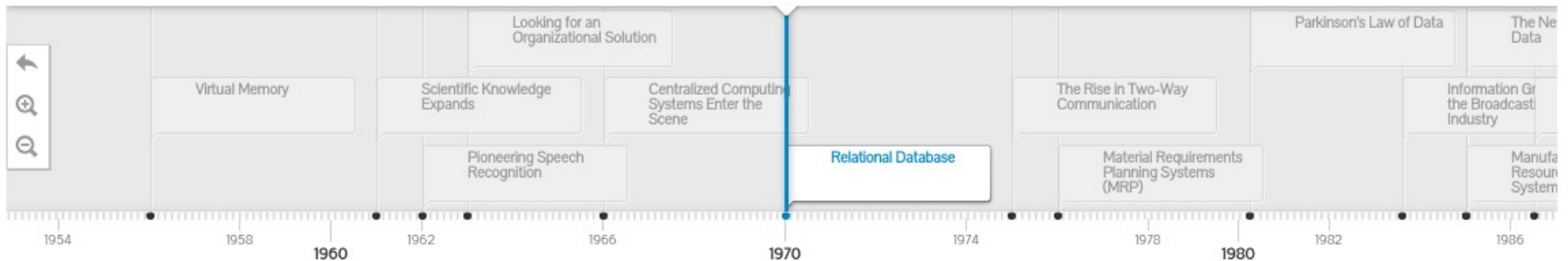



1961

Scientific Knowledge Expands



History



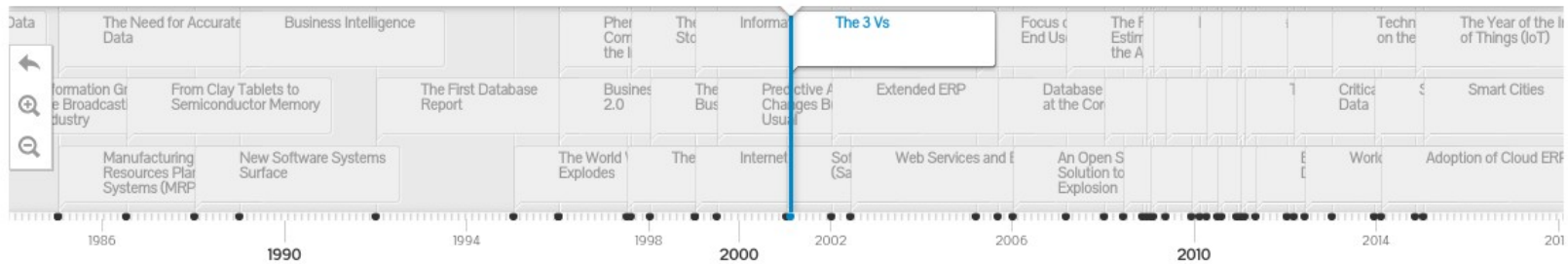


◀
2001
Software as a Service (SaaS)

February 2001
The 3 Vs

Gartner Analyst, Doug Laney, published a research paper titled *3D Data Management: Controlling Data Volume, Velocity, and Variety*. Even today, the "3Vs" are the generally-accepted dimensions of big data.

▶
2002
Extended ERP





NOVEMBER 1, 2014
The Year of the Internet of Things (IoT)



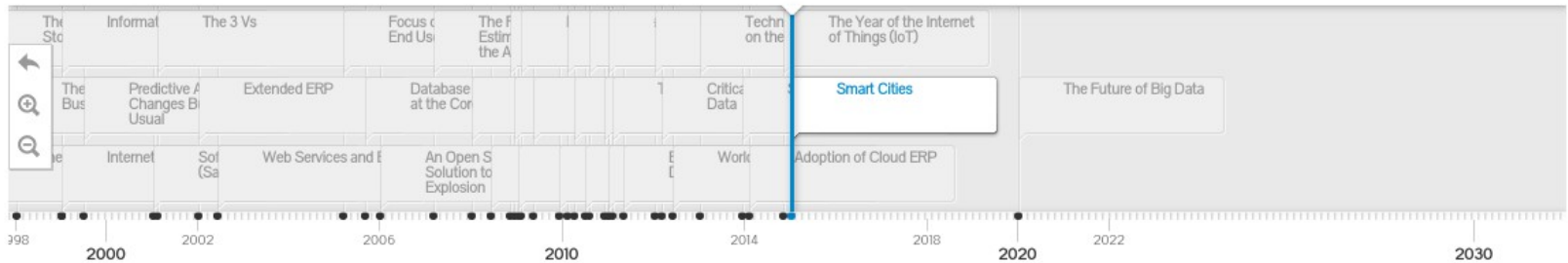
2015

Smart Cities

A smart city uses the analysis of contextual, real-time information to enhance the quality and performance of urban services, reduce costs and resource consumption, and actively engage with its citizens. Gartner estimates that over 1.1 billion connected things will be used by smart cities in 2015, including smart LED lighting, healthcare monitoring, smart locks and various sensor networks for things like motion detection, and air pollution monitoring. Source: [Impact of IoT on Business at the Gartner Symposium/ITxpo 2014](#)



2020
The Future of Big Data



Why so many data?



- Drop of digital Storage cost
- Increase of computing power
- Proliferation of devices that generate digital data (consumer accessible technology)
(Computers, smartphones, cameras, RFID systems, IoT)

Generating digital Data



Self-published content: FB, Blogs, YouTube, Instagram, ...

technology completely changed and facilitated publishing: massive growth in human-generated content

Consumer Activity: business and marketing

digital footprint, tracking, insights, security cameras, ...

Machine data and IoT

devices exchanging data, integration of physical world into computer-based systems, connectivity, ...

Science

larger and complex experiments, ...

Digital Storage cost

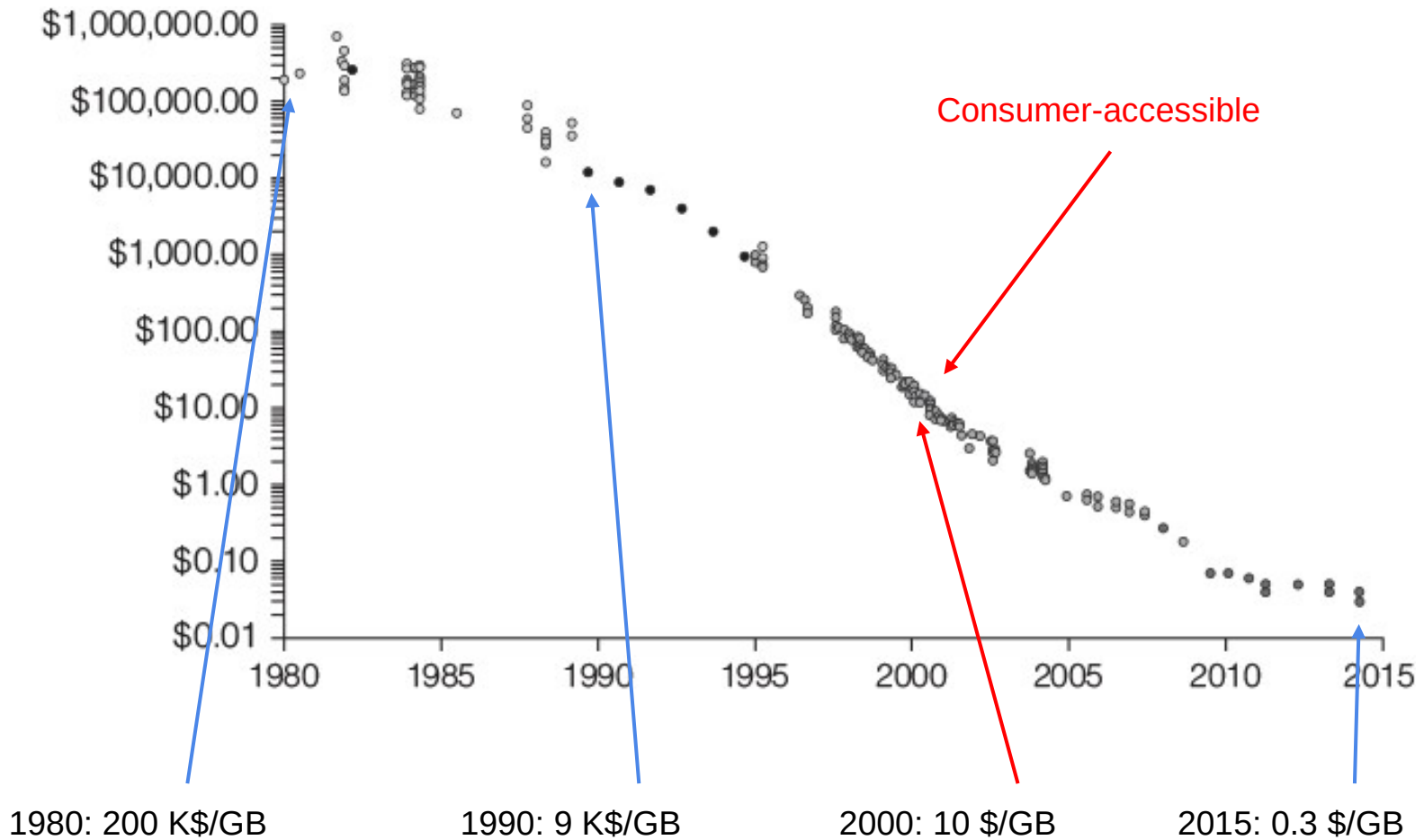


Digital storage:

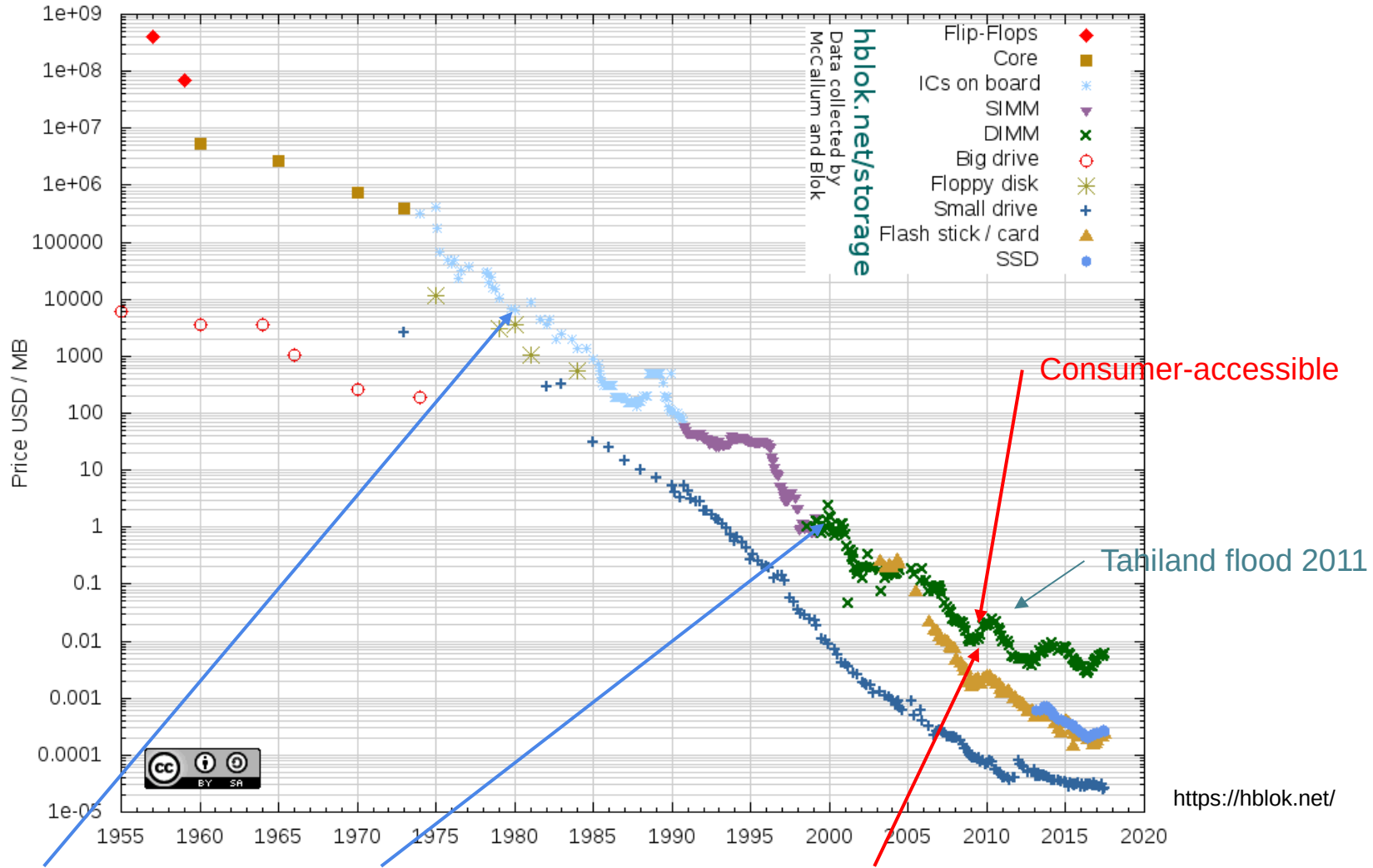
Disk: low cost, high capacity, slow access

RAM: high cost, “small” capacity, fast access

Disk storage cost



RAM cost

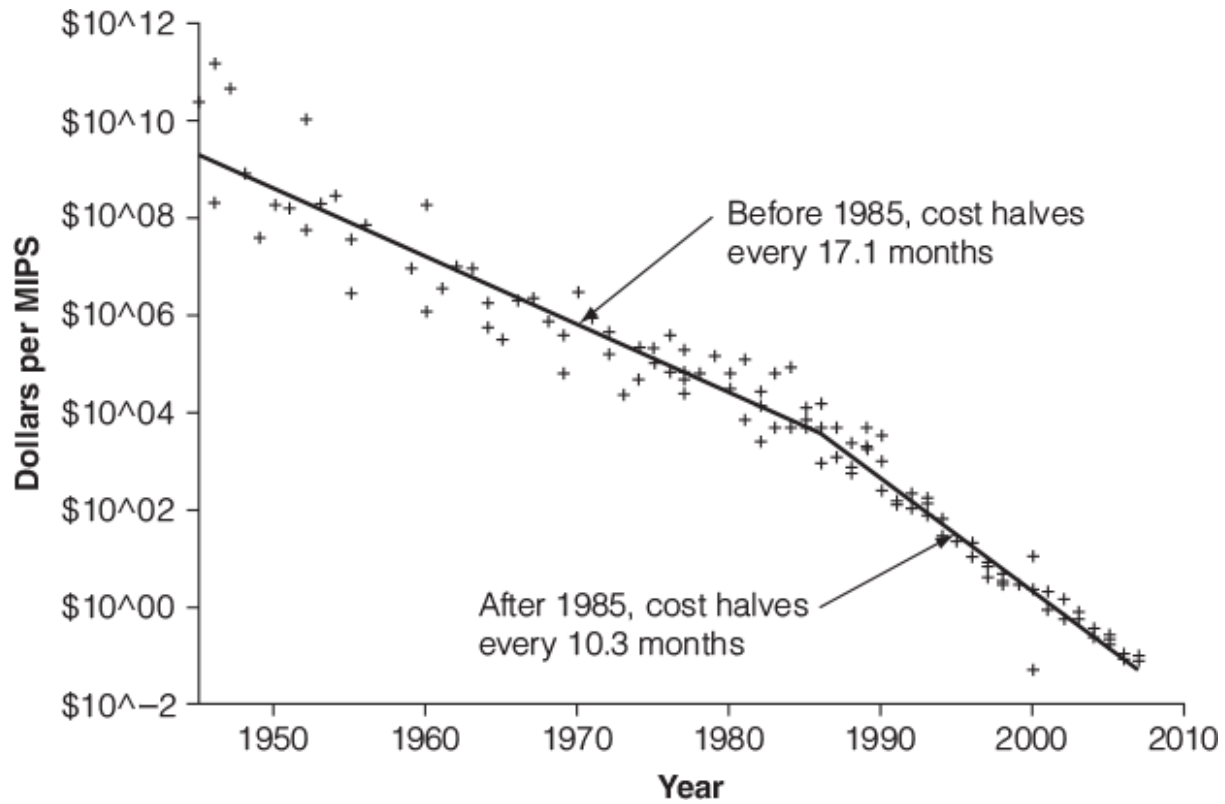


1980: 6 M\$/GB

2000: 1 K\$/GB

2010: 10 \$/GB

Computing power cost



Why is big data useful



We should change our perspective and look at Big Data more as a challenge than as a problem

New ways to use data:

- no rationing storage and selecting the “valuable” data
- storing raw data in “data lakes” for future questions and application (>100Gbps) where data is located is not important
- heavy “data driven” approach
- data insights: analytics VS analysis

Big Data can be defined in terms of how the data will be manipulated

1) VOLUME

Quantity of data to be stored: affects storage, processing, latency

2) VELOCITY

How rapidly data accumulates: affects capture, storage

(SKA completed will reach 750 TB per second)

How fast the data should be processed: affects processing, latency, storage

(velocity is not necessary a volume challenge → real time)

3) VARIETY

Wide range of different datasets (logs, photo, video,...)

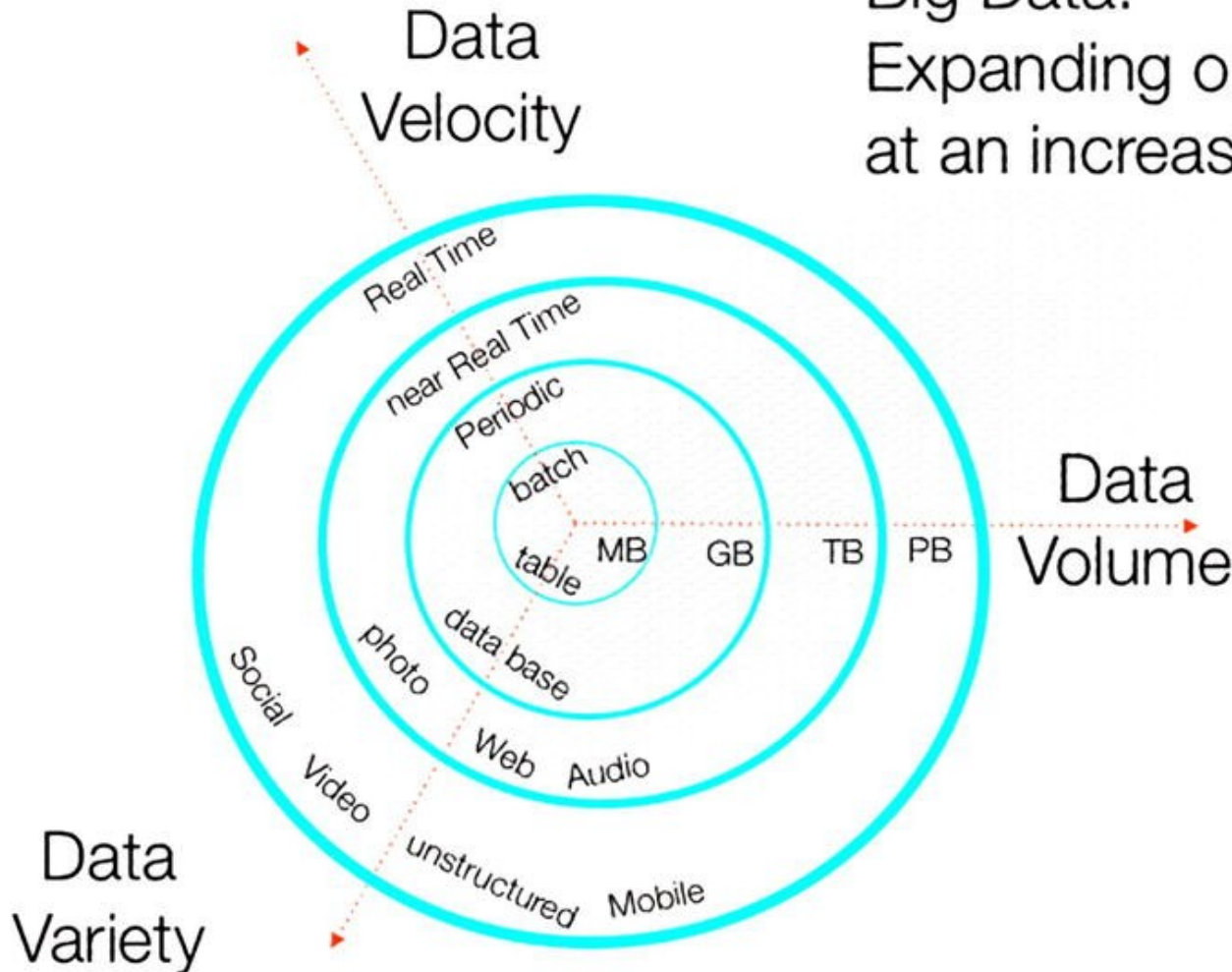
Unstructured

Incomplete

Big Data: 3V increasing



Big Data:
Expanding on 3 fronts
at an increasing rate.



Volume Challenge



Traditional tools quickly can become overwhelmed by the large volume of data

- disk space
- latency in retrieving data

Common approach:

- discard data (filtering)
- increase device storage (until the device limit is reached)
- distribute the storage in different devices working together

Velocity Challenge



Big Data analysis can be performed
realtime (immediate response)
near-realtime (fast response)
batch (huge datasets)
custom (on-call activity)
analytical (reports)

Approaches and examples

Real time data analysis (e.g adaptive optics: deforming real time a mirror to compensate for atmospheric distortion over 0.1-0.01s)

Near Real Time (e.g space weather: monitoring conditions within the Solar System that may condition space and ground activities)

Data lakes: store data without structuring
(import any amount of raw data saving time by avoiding structure)

Speed up storage using multiple disks (RAID) and distributed storage



Variety Challenge



Diversity of data acquired by different sources

- different format
- different structure
- incomplete datasets
- complex datasets

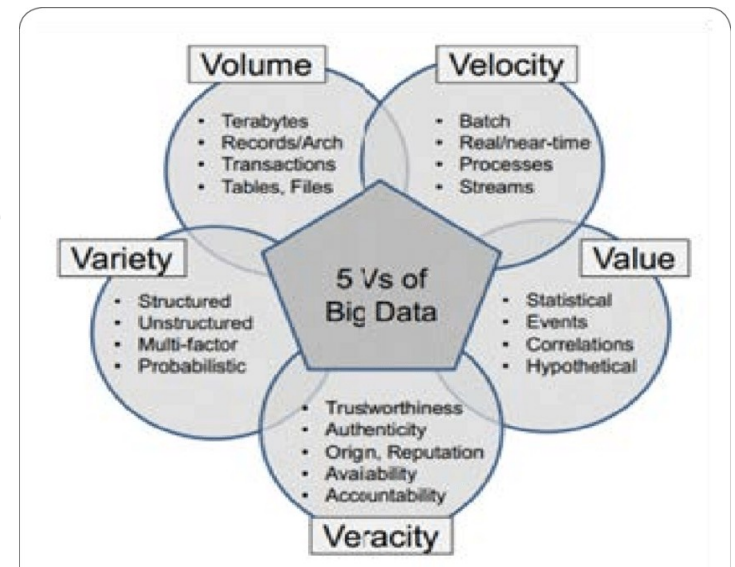
Common approach:

- NoSQL and structured storage: embedding, referencing
- Metadata

In addition to the standard 3V (Volume, Velocity and Variety), in the last years two more Vs were added

- 4) Value: - How beneficial the data to be analyzed?
- Is it worth to dig in the data?
- How much it costs in terms of time and money to analyze the data?

- 5) Veracity: Data quality referred to the data noise and accuracy.



DOI:10.15344/2456-4451/2017/125

System capable to deal with Big Data require:

- A method of collecting/categorizing data
- A method to transfer data
- A storage distributed, scalable, redundant
- A parallel data processing and workflow environment
- System monitoring tools
- Scheduling tools
- Local processing tools to reduce network bandwidth

Big Data: type

- **Structured:** conforms to a data model or a schema
Express relations between entities, generally stored in relational database



- **Unstructured:** not conforming to fixed data model or schema
Special purpose logic required to process (i.e codecs for video)
cannot be directly processed or queried using SQL: stored as a Binary Large Object (BLOB) or NoSQL database



video



image files



audio

- **Semi-structured:** hierarchical or graph-based structure
have some level of structure, self describing



XML data



JSON data



sensor data

Metadata: information about a dataset characteristics and structure crucial to Big Data processing, storage and analysis because it provides information about the data

Acquired data can't be directly processed (variety): filtering, cleanse,...

- Storage of raw datasets (acquisition)
- Storage of (pre)processed datasets (manipulation)
- Storage of processed data/results (analysis)

Need to store multiple copies of Big Data datasets: technologies and strategies

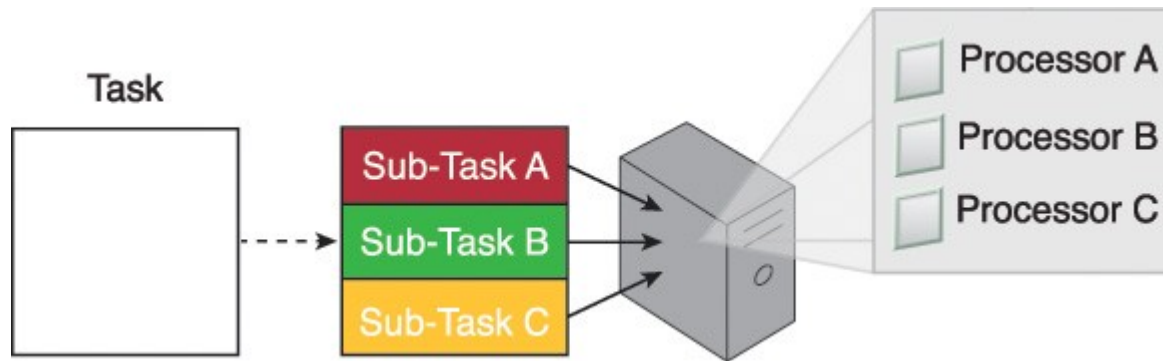
- **clusters:** tightly coupled collection of servers (nodes) to work as a single unit
 - distributed files systems: store large files spread across the nodes of a cluster (GFS, HDFS)
 - databases: RDBMS, NoSQL (structured storage)
 - Distribution models to access data: Sharding, replication

Big Data Processing Concepts - partitioning/1



Speed up the processing of large amounts of data require partitioning

Parallel processing: reducing time by dividing large task into small sub-tasks

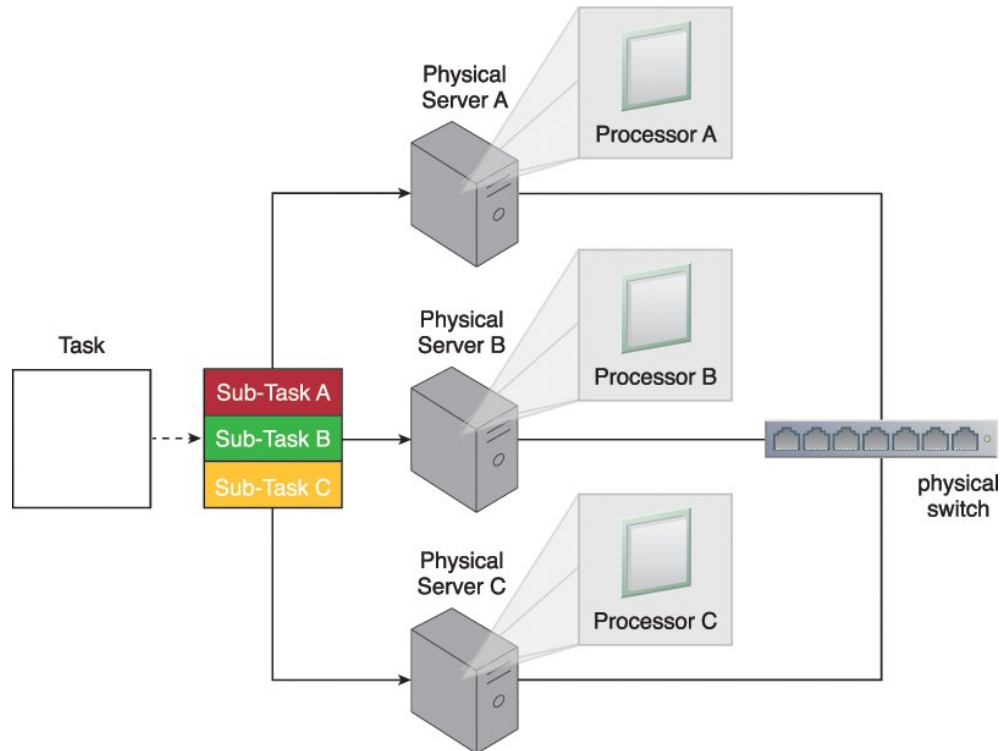


Big Data Processing Concepts - partitioning/2



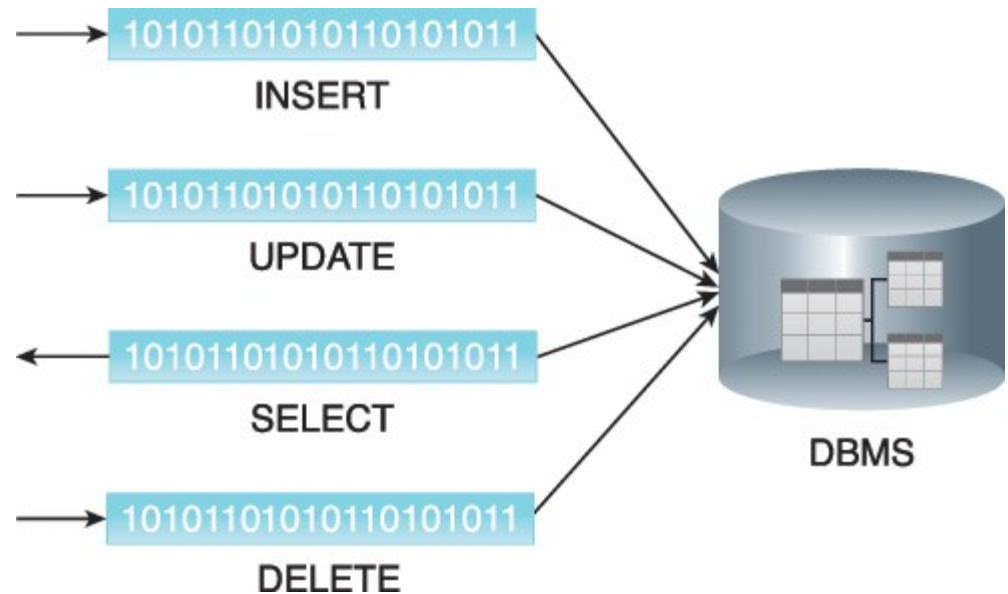
Speed up the processing of large amounts of data require partitioning

Distributed processing: reducing time by executing sub-tasks in different machines



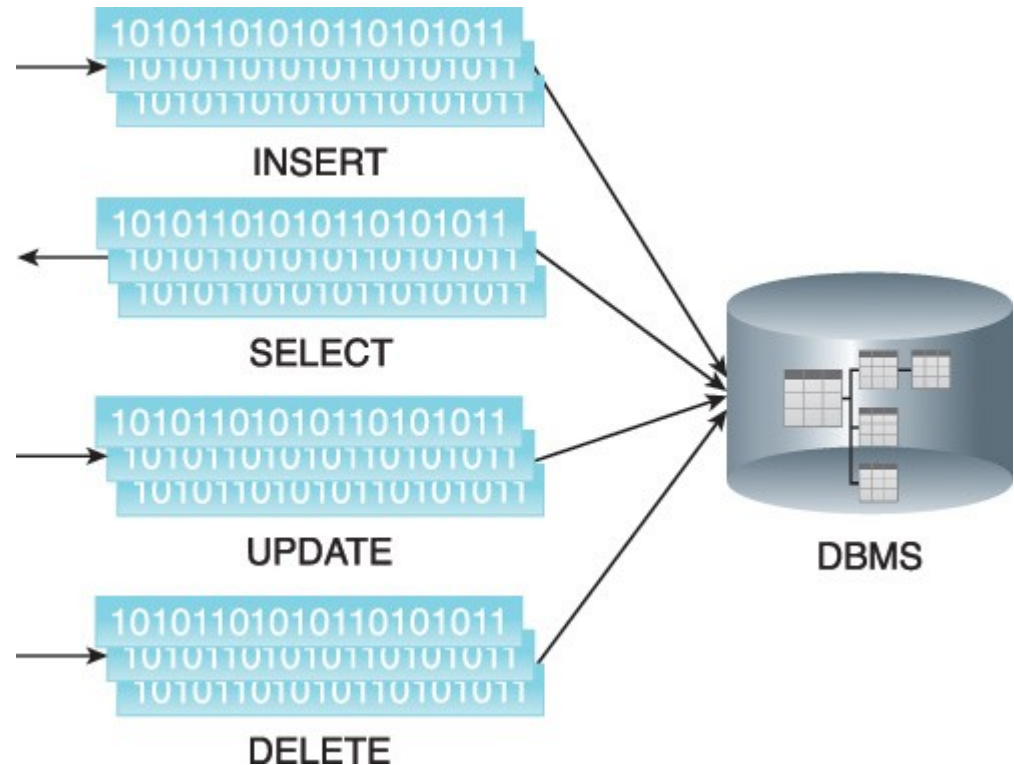
Transactional Processing:

- online processing (realtime)
- processing in-memory, then storage
- low latency (< 1min)
- small amounts of data but continuous



Batch Processing:

- offline processing
- large amounts of data querying - reading - writing.
- data stored on disk
- high latency - min to hours
- easy to set up and low-cost



Big Data in Science - LHC CERN



Large Hadron Collider uses detector to analyze particles produced by collisions in the accelerator

27 km ring of superconducting magnets

Collision energy of 14 TeV


10^9 collisions per second

3.5 MW for computing

45 PB storage, 1 PB/day processed

100.000 cores

200 PB of permanent tape storage



<https://home.cern>

Big Data in Science - SKA



Square Kilometre Array is the largest international radio telescope


Australia - low freq: 512 stations with 250 antennas

South Africa - mid freq: 133 antennas of 64m

Data transfer antenna -->processing

2020: 20000 PB/day

2028: 200000 PB/day



Imaging:

2020: 100 PBytes/day

2028: 10000 PBytes/day

Processing power:

2020: 300 PFlop

2028: 30 EFlop



Big Data in Science - EUCLID



ESA cosmology mission to map the evolution of cosmic structures - 4 yr mission

2 instruments VISible imager, Near-InfraRed Spectrometer


850 Gbit of raw data (compressed) in 4h download

Final data: 1Pbit/year processed

12 Science Data Centres (1 per country)

20 fields (images) per day ~ 30PB images tot

10^{10} galaxies observed



The Euclid mission design, 1610.05508