

## Catalytic N<sub>2</sub>-to-NH<sub>3</sub> (or -N<sub>2</sub>H<sub>4</sub>) Conversion by Well-Defined Molecular Coordination Complexes

Matthew J. Chalkley,<sup>†</sup> Marcus W. Drover,<sup>†</sup> and Jonas C. Peters\*



Cite This: *Chem. Rev.* 2020, 120, 5582–5636



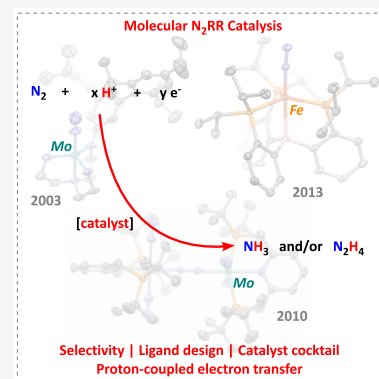
Read Online

ACCESS |

Metrics & More

Article Recommendations

**ABSTRACT:** Nitrogen fixation, the six-electron/six-proton reduction of N<sub>2</sub> to give NH<sub>3</sub>, is one of the most challenging and important chemical transformations. Notwithstanding the barriers associated with this reaction, significant progress has been made in developing molecular complexes that reduce N<sub>2</sub> into its bioavailable form, NH<sub>3</sub>. This progress is driven by the dual aims of better understanding biological nitrogenases and improving upon industrial nitrogen fixation. In this review, we highlight both mechanistic understanding of nitrogen fixation that has been developed, as well as advances in yields, efficiencies, and rates that make molecular alternatives to nitrogen fixation increasingly appealing. We begin with a historical discussion of N<sub>2</sub> functionalization chemistry that traverses a timeline of events leading up to the discovery of the first *bona fide* molecular catalyst system and follow with a comprehensive overview of d-block compounds that have been targeted as catalysts up to and including 2019. We end with a summary of lessons learned from this significant research effort and last offer a discussion of key remaining challenges in the field.



### CONTENTS

1. Introduction to the Field of N <sub>2</sub> Reduction Catalysis	5583	4.3. Catalyst Redesign and Keys to Achieving Higher Turnover Numbers	5599
1.1. Motivation for New Ammonia Synthesis Catalyst Technologies	5583	4.4. New Conditions Lead to Remarkable Rate and Efficiency	5599
1.2. Inspiration for Organometallic and Inorganic Chemistry	5583	5. Achieving Nitrogen Fixation Catalysis at Fe	5600
2. Discussion of the Chatt Cycle	5584	5.1. Catalysis with a Trisphosphineborane Fe Species	5602
2.1. The Chatt Cycle As It Is Commonly Known	5585	5.2. (P <sub>3</sub> <sup>B</sup> )Fe: More Efficient Catalysis at Lower Overpotential	5605
2.2. Alternative Mechanistic Scenarios for NH <sub>3</sub> Formation	5585	5.3. A Catalyst with an Fe–C Bond	5607
3. Schrock's Tris(Amido)amine Mo: The First Well-Defined Catalyst System	5587	5.4. Catalysis and Mechanism of a Tris-(phosphino)silyl Fe Species	5608
3.1. Azatrane Mo Complexes Relevant to N <sub>2</sub> Fixation	5587	5.5. Theoretical Work on Atrane-Fe Systems	5609
3.2. Description of the System and Key Findings	5589	5.6. Nishibayashi's Fe Systems	5611
3.3. Use of EPR for the Study of (HIPTN <sub>3</sub> N)Mo Complexes	5590	5.7. A Non-Phosphine Fe System for Catalysis	5611
3.4. Evidence in Support of the Chatt/Schrock Cycle from Theory	5591	5.8. Historic Work on Bis-Diphosphine Fe Complexes in Nitrogen Fixation	5612
3.5. Second Generation Schrock Systems	5592	5.9. Achieving Catalysis with (depe) <sub>2</sub> Fe(N <sub>2</sub> )	5614
3.6. Schrock Work on W, Cr, and V	5593	5.10. Triphos-Fe Systems	5616
3.7. Third Generation Schrock Systems (Tridentate Platforms)	5593	6. Beyond Mo and Fe: Progress Toward N <sub>2</sub> -to-NH <sub>3</sub> Catalysis Using Other Metals	5616
4. Nishibayashi's Low-Valent Mo-Phosphine Systems	5594		
4.1. Description of the Original System and Key Findings	5594		
4.2. Mechanistic Conclusions That Can Be Drawn and Uncertainties	5596		

**Special Issue:** Reactivity of Nitrogen from the Ground to the Atmosphere

**Received:** October 9, 2019

**Published:** April 30, 2020



6.1. Evidence for Catalysis with a Tris-(phosphino)borane Co System	5617
6.2. Improved Catalysis with (PNP)Co	5618
6.3. Os and Ru Catalysts with a Tris(phosphino)-silyl Ligand	5618
6.4. Establishing Catalysis with V	5619
6.5. Nishibayashi's Work on PNP with Other Metals	5619
6.6. Triamidoamine Ligands on Ti	5620
7. Electrocatalytic Nitrogen Fixation	5620
7.1. Early Results on Mo and W	5620
7.2. Achieving True Electrocatalysis with (P <sub>3</sub> <sup>B</sup> )Fe	5621
7.3. Work on (Cp) <sub>x</sub> Ti-Species	5622
7.4. (Electro)synthesis of NH <sub>3</sub> with <i>p</i> -block Metals	5623
8. Mechanistic Insights for Future Catalyst Design	5623
9. Future Outlook: Remaining Challenges	5626
10. Summary and Conclusions	5627
Author Information	5627
Corresponding Author	5627
Authors	5627
Author Contributions	5628
Notes	5628
Biographies	5628
Acknowledgments	5628
References	5628

## 1. INTRODUCTION TO THE FIELD OF N<sub>2</sub> REDUCTION CATALYSIS

Catalytic nitrogen fixation is an essential chemical transformation in both biology and industry as it represents the primary means by which nitrogen (N<sub>2</sub>) from the air becomes bioavailable. This review focuses on the development and study of synthetic molecular catalysts that mediate the catalytic conversion of nitrogen to ammonia (N<sub>2</sub>-to-NH<sub>3</sub>, often abbreviated as the nitrogen reduction reaction or N<sub>2</sub>RR) in the presence of acid and reductant under moderate temperatures and pressures.

### 1.1. Motivation for New Ammonia Synthesis Catalyst Technologies

Conventional ammonia synthesis (i.e., the Haber-Bosch process) is among the most significant technological advances of the 20th century and has been critical to sustained global population growth.<sup>1</sup> However, with operating pressures of 150–250 bar and temperatures of 400–500 °C, it has high cost demands for infrastructure leading to centralization of the manufacturing process and thus requires a global distribution system.<sup>2</sup> This large-scale distribution and the necessary temperature and pressure to form NH<sub>3</sub> from N<sub>2</sub> and H<sub>2</sub> over a solid-state Fe catalyst necessitates significant fossil fuel input with consequent high carbon dioxide (CO<sub>2</sub>) emissions. While estimates vary, approximately 1–2% of annual global energy consumption is accounted for by conventional ammonia synthesis, with some 4% of global methane (CH<sub>4</sub>) and 60% of global hydrogen (H<sub>2</sub>) going into its production. The generation of the needed hydrogen via steam-reforming (providing for ~72% global ammonia production) accounts for nearly 0.5 gigatons of CO<sub>2</sub> released annually.<sup>3</sup> In addition, other environmental consequences from fertilizer use are severe, including surface and groundwater pollution from runoff, eutrophication of freshwater systems, and massive killing of aquatic organisms in coastal regions that comprise so-called

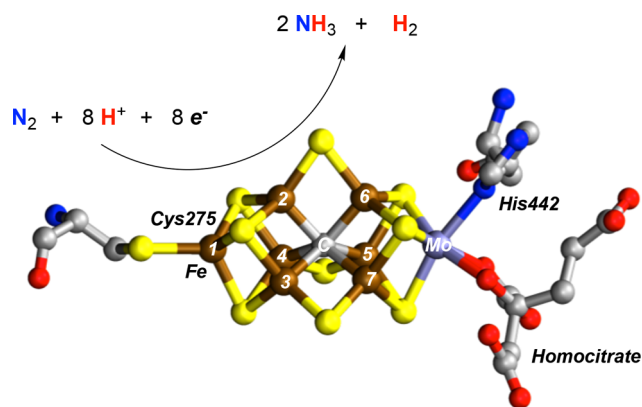
dead zones due to depleted oxygen.<sup>4,5</sup> These consequences could be mitigated if ammonia synthesis were electrified,<sup>6</sup> and hence produced on scale, and on demand, in a distributed fashion. On demand distributed production could offset use (and hence production) of fertilizer that is sourced conventionally and could also be generated locally and at a rate that increases net absorption by crops (versus runoff), offering a possible environmental benefit compared to conventional practices in fertilizer acquisition and use.<sup>7</sup>

Although ammonia is a commodity chemical produced primarily for fertilizer (on a massive scale, ~150 million metric tons annually), it has also been identified as a promising alternative fuel. It is highly storable, easily liquefied, and has an energy density approaching half that of gasoline far exceeding that of compressed hydrogen. It can also be used as a fuel within an internal combustion engine (ICE) or via a solid-oxide fuel cell (SOFC). Moreover, globally substantial ammonia transport infrastructure and related safe-handling protocols already exist.<sup>8</sup> For these reasons, ammonia synthesis is an extremely attractive target for electrification, especially via renewable energy technologies, requiring major advances in catalyst development. N<sub>2</sub>RR electrification would enable surplus energy in the grid, at times of excess supply, to be converted to fertilizer and/or to a storable and transportable fuel, particularly desirable in areas where wind and solar resources are vast. The eventual realization of an “ammonia fuel economy” that can contribute to diverse future energy strategies, along with technologies for on-site and on-demand ammonia fertilizer generation, will require breakthrough research discoveries in catalysis.<sup>9</sup>

### 1.2. Inspiration for Organometallic and Inorganic Chemistry

In contrast to the forcing conditions required in the Haber-Bosch process, certain microorganisms can fix N<sub>2</sub> under ambient conditions, using extensive hydrolysis of adenosine triphosphate (ATP) to power the delivery of H<sup>+</sup> and e<sup>-</sup> equivalents to N<sub>2</sub>. These enzymes may hold important clues as to how H<sup>+</sup>/e<sup>-</sup> currency, potentially derived from photosynthetic water splitting, could be efficiently delivered to N<sub>2</sub> via an appropriate catalyst. Housed within any given nitrogen-fixing organism are conserved sets of proteins—the nitrogenase enzymes—that bind and convert N<sub>2</sub> to NH<sub>3</sub>. Nitrogenases appear to require iron as an essential transition metal and typically contain molybdenum (FeMo-nitrogenase, most common form), with either vanadium (VFe-nitrogenase) or Fe (FeFe-nitrogenase) being assembled (and functionally active) in the absence of Mo.<sup>10,11</sup> FeMo-nitrogenase was the first to be discovered and has been by far the most widely studied.<sup>12,13</sup> In addition to various exogenous cofactors required for its function, this enzyme consists of an Fe-protein that delivers reducing equivalents and a MoFe-protein.<sup>10</sup> The latter contains two structurally unique metallo clusters. The first is the P-cluster (Fe<sub>8</sub>S<sub>7</sub>), which serves as an electron relay to the Fe-protein. The second is the M-cluster (MoFe<sub>7</sub>S<sub>9</sub>C-homocitrate), an inorganic FeMo cofactor (FeMoco, Figure 1) that mediates the catalytic bond-breaking and making steps.<sup>14</sup>

Inorganic chemists have long puzzled (and engaged in spirited debate!) over how this cofactor operates<sup>15–19</sup> and, in collaboration with biochemists, microbiologists, structural biologists, and spectroscopists, pursued molecular model systems as a means of constraining hypotheses regarding viable inorganic mechanisms for catalytic N<sub>2</sub>RR. This has proven to be a remarkably rich research area. The list of talented chemists



**Figure 1.** X-ray structure of the FeMo-cofactor active site in the MoFe protein (PDB: 1M1N); blue = N, red = O, yellow = S, brown = Fe, gray = C, purple = Mo.<sup>13</sup>

who have significantly contributed to what is now an enormous body of knowledge reads like a “Who’s Who of Inorganic Chemistry.” Fortunately, much of this work has been reviewed previously.<sup>15,20–29</sup>

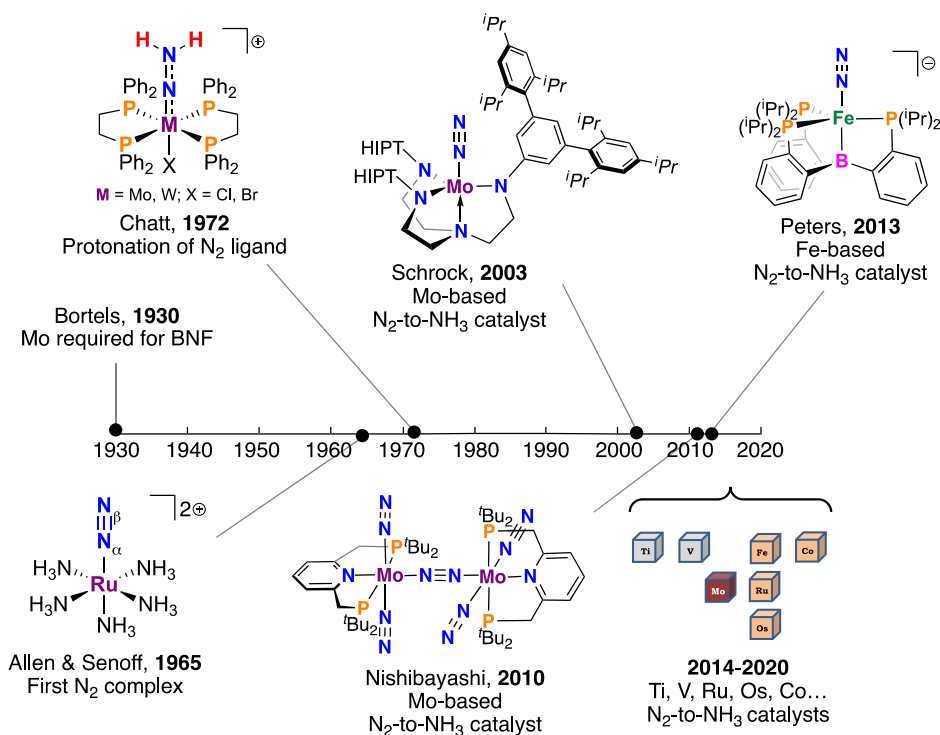
The goal of this review is to be comprehensive only with respect to the comparatively recent body of literature pertaining to catalytic N<sub>2</sub>RR that is mediated by nominally well-defined synthetic complexes, in the presence of H<sup>+</sup>/e<sup>−</sup> sources. We acknowledge at the outset that much of the fascinating literature preceding such catalyst discoveries will not be detailed, except in cases where introducing background is needed to set the stage for the catalyst discoveries that will be covered. One such case is the early and pioneering work of Joseph Chatt and his co-workers.<sup>15,30</sup> Given how central the research and ideas he and his team espoused were to the development of the broader field of N<sub>2</sub>RR catalysis, we felt it appropriate to briefly summarize some

of this historical context here. The interested reader should consult a number of excellent reviews for a deeper dive into this and other early literature.<sup>15,31–34</sup>

## 2. DISCUSSION OF THE CHATT CYCLE

Coordination chemists began to think seriously about alternative catalyst technologies to the Haber–Bosch ammonia synthesis in the early 1960s (Figure 2). Several factors had set the stage; key among these was that, in 1963, the British Agricultural Council, led by Secretary Sir Gordon Cox, himself a coordination chemist by training, appointed the British inorganic chemist Joseph Chatt to oversee a multidisciplinary research unit dedicated toward understanding the mechanism of biological nitrogen fixation.<sup>35</sup> It was by this time presumed that Fe and Mo were present within the active site of the single nitrogenase that was then known.<sup>36</sup> Refreshingly, the Secretary of Agriculture must have intuited that, at its heart, the mechanism of nitrogen fixation was an inorganic chemistry problem. This took imagination and foresight, as it was not until two years later (1965) that Allen and Senoff reported their landmark (and fortuitous) discovery that N<sub>2</sub> could coordinate as a ligand to a transition metal, via the isolation and characterization of [(NH<sub>3</sub>)<sub>5</sub>Ru(N<sub>2</sub>)]<sup>2+</sup> (Figure 2).<sup>37,38</sup> Hence, from the outset, the systematic study of inorganic and organometallic complexes for N<sub>2</sub>RR was established as an area of bioinorganic model chemistry.

Fundamental studies toward understanding the binding, activation, and conversion of N<sub>2</sub> to protonated intermediates and/or products at well-defined transition metal centers were deemed essential to helping formulate and constrain hypotheses concerning the biological process. The Unit of Nitrogen Fixation, first located at the University of London but soon thereafter relocated to Sussex, was highly innovative in its



**Figure 2.** Timeline (1930 to present) of selected advances in nitrogen fixation catalysis by synthetically well-defined complexes.<sup>18,37,48–56</sup>

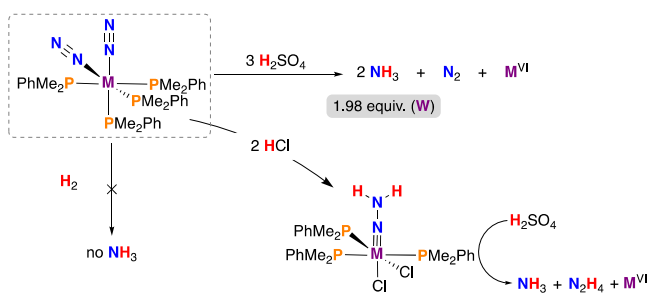
approach and comprised not just chemists but also microbiologists, biochemists, and geneticists, working collectively.<sup>39</sup>

Prior to his appointment leading the Unit of Nitrogen Fixation, Chatt (with Duncanson), contemporaneously with Dewar,<sup>40</sup> played a key role in defining and generalizing the bonding of olefins to transition metals, describing the interaction by both sigma donation (from the olefin  $\pi$ -electrons to the metal) and  $\pi$ -bonding (from the metal to the olefin  $\pi$ -antibonding orbital).<sup>41</sup> This type of bonding is today often referred to as the Dewar–Chatt–Duncanson model.<sup>42</sup> This proposal paralleled what had already been developed for metal carbonyls<sup>43</sup> and anticipated the type of bonding interactions in metal dinitrogen complexes.

Following Allen and Senoff's isolation of a terminally bound  $\text{Ru}(\text{N}_2)$  complex,<sup>37,38</sup> it was not much of a stretch to postulate that synthetic metal complexes might be able to bind and catalyze  $\text{N}_2$ RR under suitable conditions. A surge of relevant research activity thus followed, not just in the UK but around the world, and within just a decade, profound progress was made.<sup>15,33,34</sup> For instance, Shilov and his collaborators in the former Soviet Union reported the exciting discovery that certain transition metal mixtures containing, for example, molybdenum precursors mixed with  $\text{Mg}(\text{OH})_2$ , could in fact catalyze  $\text{N}_2$  reduction to  $\text{N}_2\text{H}_4$  and  $\text{NH}_3$  in alcohol/water mixtures in the presence of reducing agents such as sodium amalgam.<sup>20,44–47</sup> But it was the work of Chatt and his team at Sussex, via their careful, rigorous preparation and study of  $\text{M}(\text{N}_2)$  and  $\text{M}(\text{N}_x\text{H}_y)$  complexes, that most directly laid the groundwork for the well-defined synthetic  $\text{N}_2$ RR catalysts that have emerged thus far.<sup>15,32</sup>

### 2.1. The Chatt Cycle As It Is Commonly Known

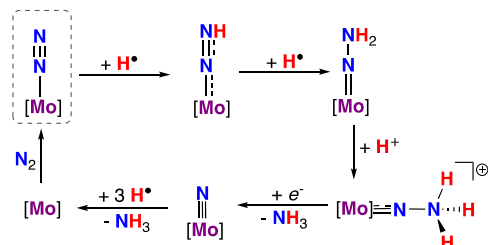
While  $\text{M}(\text{N}_2)$  complexes for a range of transition metals (e.g., Ru, Re, Os, and Co) were known by the end of the 1960s, much of the early biomimetic work focused on  $\text{Mo}(\text{N}_2)$  (and related  $\text{W}(\text{N}_2)$ ) complexes.<sup>32–34,57</sup> Due to the work of Bortels in 1930, it was long-held dogma that molybdenum was essential to biological nitrogen fixation<sup>48</sup> and this fact, combined with the practical reality that so many  $\text{M}(\text{N}_x\text{H}_y)$  complexes featuring Mo (and W) proved accessible, helped focus model chemistry research in this area. Relatedly, biochemical experiments had suggested that nitrogenase activity was highly sensitive to alteration at or near the molybdenum site, such as at the homocitrate ligand.<sup>10</sup> Chatt's team established  $\text{N}_2$  binding and activation at Mo (and W) and showed that the coordinated  $\text{N}_2$  ligand could be protonated to release  $\text{NH}_3$  (and hydrazine) in variable yield (as high as 90% for  $\text{W}(\text{PMe}_2\text{Ph})_4(\text{N}_2)_2$  with  $\text{H}_2\text{SO}_4$ , assuming one  $\text{N}_2$  equiv is released as gas)<sup>58</sup> depending on a range of factors (Figure 3). What is more, the group was able to identify a number of  $\text{M}(\text{N}_x\text{H}_y)$  complexes, including



**Figure 3.** Protonation of  $\text{M}(\text{cis-}\text{N}_2)_2(\text{PMe}_2\text{Ph})_4$  and  $\text{M}(\text{N}_2\text{H}_2)$ ;  $\text{M} = \text{Mo}$  or  $\text{W}$ .<sup>15</sup>

$\text{M}(\text{N})$ ,<sup>59</sup>  $\text{M}(\text{NNH}_2)$ ,<sup>60–64</sup>  $\text{M}(\text{NHNH}_2)$ ,<sup>65</sup>  $\text{M}(\text{NNH})$ ,<sup>66,67</sup>  $\text{M}(\text{NNH}_3)$ <sup>68,69</sup> species ( $\text{M} = \text{Mo}$  or  $\text{W}$ ), that likewise underwent protonation to release  $\text{NH}_3$  in similar yields.

These findings led Chatt to propose a simple scenario in which triple functionalization at  $\text{N}_\beta$  leads to the release of  $\text{NH}_3$  and a nitride intermediate. This scenario is now known as the Chatt cycle, and a simplified version is depicted below (Figure 4).<sup>30</sup> Worth noting is that while examples of the types of

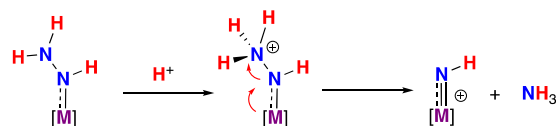


**Figure 4.** Scheme demonstrating the distal (or Chatt) cycle for nitrogen fixation. In the modern literature, this cycle is also sometimes referred to as the Schrock cycle. Ligands on molybdenum are omitted for clarity.<sup>30</sup>

$\text{M}(\text{N}_x\text{H}_y)$  species invoked in the Chatt cycle could be generated, most typically these species were not characterized in the same formal state of oxidation as invoked in the hypothetical catalytic scheme.<sup>26</sup> It would not be until Schrock's discoveries some 30 years later<sup>50,70</sup> that well-characterized examples of the proposed catalytic  $\text{Mo}(\text{N}_x\text{H}_y)$  intermediates, in an oxidation/protonation state matching the envisaged catalytic cycle, were discovered (Figure 12). Critically, this triamidoamine-ligated Mo system would also prove to be the first catalyst for nitrogen fixation, thereby cementing the importance of the Chatt cycle, sometimes formulated as the Schrock or “distal” cycle in the contemporary literature, in the field. Equally important, Chatt and his team underscored via their work the value of preparing and carefully studying well-defined  $\text{M}(\text{N}_x\text{H}_y)$  model complexes to test the validity of possible pathways for nitrogen fixation.

### 2.2. Alternative Mechanistic Scenarios for $\text{NH}_3$ Formation

While it is the aforementioned cycle for which Chatt is most often credited, he and his co-workers also envisaged alternative scenarios that could account for  $\text{NH}_3$  (and  $\text{N}_2\text{H}_4$ ) production via intermediates not included on the so-called Chatt pathway. For example, protonation of an  $\text{M}(\text{NHNH}_2)$  or  $\text{M}(\text{NH}_2\text{NH}_2)$  intermediate can release hydrazine or ammonia (Figure 5).<sup>65</sup> It



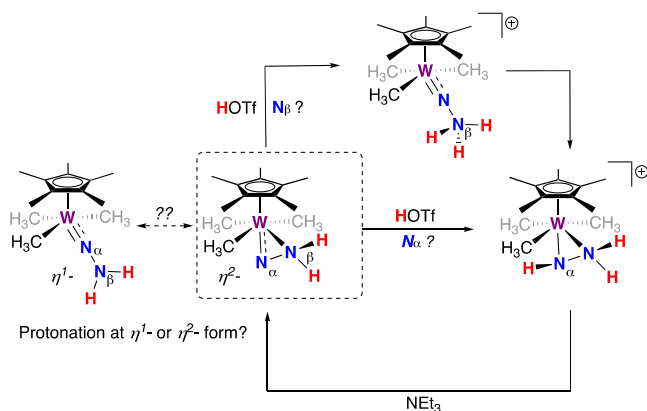
**Figure 5.** An alternative to the Chatt pathway that can account for productive  $\text{NH}_3$  formation.

is perhaps ironic that, although a  $\text{M}(\text{NHNH}_2)$  species is not commonly referred to as a “Chatt-type” intermediate, it was his group that first prepared such a species (for W) and considered its direct relevance to  $\text{NH}_3$  release.<sup>61</sup>

Although Schrock's best known contribution to  $\text{N}_2$ -fixation chemistry, the  $(\text{HIPTN}_3\text{N})\text{Mo}$  system ( $\text{HIPTN}_3\text{N} = [(3,5-(2,4,6\text{-iPr}_3\text{C}_6\text{H}_2)_2\text{C}_6\text{H}_3\text{NCH}_2\text{CH}_2)_3\text{N}]^{3-}$ ), appears to proceed via a distal reaction pathway, during the mid-1980s, Schrock and co-workers also reported important results regarding alternative mechanisms for  $\text{NH}_3$  formation in  $\text{Cp}^*$ -Group VI ( $\text{Cp}^* =$



$[\text{C}_5\text{Me}_5]^-$  compounds. During their study of the general reactivity of  $(\text{Cp}^*)\text{M}$  ( $\text{M} = \text{Mo}, \text{W}$ ) complexes with  $\text{N}_x\text{H}_y$  ligands, they found that protonation reactions of the  $\text{N}_2$  complexes gave (primarily)  $\text{NH}_3$ , but studies suggested that the pathway for  $\text{NH}_3$  release was unlikely to involve the terminal nitride,  $\text{M}(\text{N})$ , intermediate.<sup>71</sup> Instead, protonation of the hydrazido(2-) complex,  $(\text{Cp}^*)\text{W}(\text{Me})_3(\text{NNH}_2)$ , occurred at  $\text{N}_\alpha$  to give  $[(\text{Cp}^*)\text{W}(\text{Me})_3(\eta^2\text{-NHNH}_2)]\text{OTf}$ —a reversible process in the presence of base. This is an interesting transformation, as one can ask whether the kinetic site of protonation of  $(\text{Cp}^*)\text{W}(\text{Me})_3(\text{NNH}_2)$  is at  $\text{N}_\alpha$  or  $\text{N}_\beta$ , and whether protonation occurs prior to, or following, isomerization of the nitrogenous ligand from an  $\eta^1$ - to  $\eta^2$ -form (Figure 6). A



**Figure 6.** Protonation of the hydrazido(2-) complex,  $(\text{Cp}^*)\text{W}(\text{Me})_3(\text{NNH}_2)$ , can initially occur at  $\text{N}_\alpha$  or  $\text{N}_\beta$ , but ultimately gives  $[(\text{Cp}^*)\text{W}(\text{Me})_3(\eta^2\text{-NHNH}_2)]^+$ —a reversible process in the presence of  $\text{NEt}_3$ . It remains unclear whether protonation occurs at the  $\eta^1$ - or  $\eta^2$ -form of the hydrazido(2-) species.<sup>72</sup>

subsequent study by Norton and coworkers provided compelling evidence for initial protonation at  $\text{N}_\beta$  to generate  $[(\text{Cp}^*)\text{W}(\text{Me})_3(\text{NNH}_3)]^+$ , followed by isomerization to give  $[(\text{Cp}^*)\text{W}(\text{Me})_3(\eta^2\text{-NHNH}_2)]^+$ .<sup>72</sup> While the  $\text{W}(\text{NNH}_3)^+$  species in this system was not derived from  $\text{N}_2$ , the aforementioned transformations underscore that a so-called Chatt (or distal) intermediate can isomerize to an alternating intermediate  $\text{W}(\eta^2\text{-NHNH}_2)$ .<sup>72</sup>

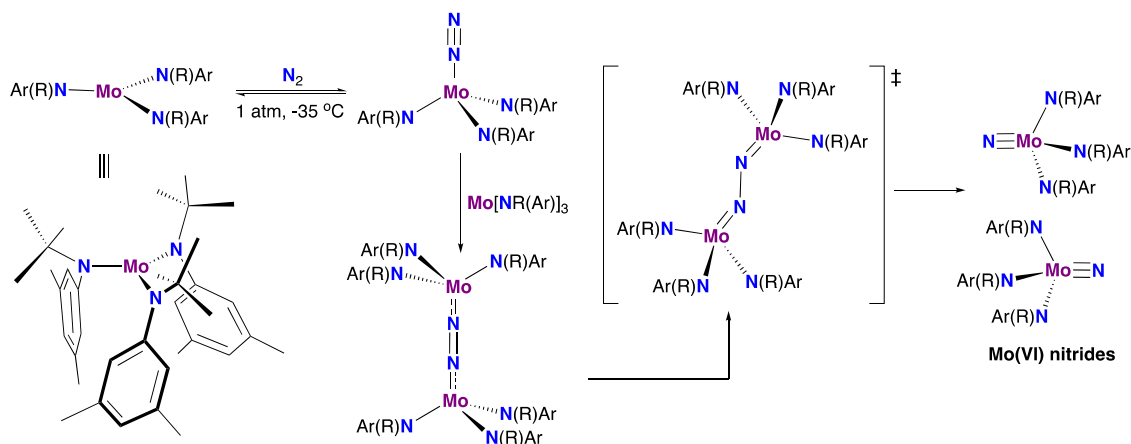
With the  $(\text{Cp}^*)\text{M}$  platform, the Schrock group could also synthesize hydrazine intermediates  $[(\text{Cp}^*)$

$\text{M}(\text{Me})_3(\text{NH}_2\text{NH}_2)]^+$ . Reduction of these intermediates with zinc amalgam led to the formation of  $\text{NH}_3$  and  $(\text{Cp}^*)\text{M}(\text{CH}_3)_3(\text{NH})$ . Indeed, reacting this platform with excess acid and reductant in the presence of hydrazine led to the catalytic formation of  $\text{NH}_3$  in yields up to 95% (note that the maximum yield for hydrazine disproportionation is 67%).<sup>73,74</sup> This work, thus, conclusively demonstrated that  $\text{NH}_3$  formation does not necessarily proceed via the Chatt cycle, but rather that formally “alternating” intermediates  $\text{M}(\text{NHNH}_2)$  and  $\text{M}(\text{NH}_2\text{NH}_2)$  can also lead to  $\text{NH}_3$  formation. The potential of such intermediates to contribute to hydrazine formation will be discussed later in the context of catalysis with Fe complexes.

Much of the work from Chatt was pursued in the absence of exogenous reductant and thus necessarily focused on zerovalent Mo and W species that could themselves provide the electrons required for nitrogen fixation. Nonetheless, Chatt, as early as 1969, noted that “the reduction of complexed (di)nitrogen requires specific reagents or conditions, and these may be just as elusive as the first nitrogen complexes.”<sup>75</sup>

Schrock’s early work is not only important for its initial elucidation of hybrid mechanisms for  $\text{NH}_3$  formation, but also for its preliminary efforts to perform protonolysis experiments in the presence of external reductants. Perhaps inspired by the success of Shilov and his collaborators in achieving catalytic  $\text{N}_2$  reduction with transition metal mixtures and amalgam reductants,<sup>44,76,77</sup> Schrock and co-workers performed protonolysis experiments using  $[\text{LutH}]\text{Cl}$  ( $\text{LutH} = 2,6$ -lutidinium) of  $\mu$ -bridged Group VI dinitrogen complexes, such as  $[(\text{Cp}^*)\text{Mo}(\text{Me})_3]_2(\mu\text{-N}_2)$ , in the presence of ZnHg amalgam.<sup>78</sup> Although these experiments only gave 0.62–0.72 equiv of  $\text{NH}_3$ , this work provided a viable approach for future studies that would yield catalysis.

In fact, the study of nitrogen fixation has revealed that the choice of acid and reductant is critical to catalyst performance. In many ways, the reagents are as much a part of the nitrogen fixation story as the catalysts themselves, with certain systems demonstrating dramatically different results and, by implication, different mechanisms when distinct reagent cocktails are supplied.<sup>18,51,79–81</sup> Combinations of compatible acid and reductant have moved the field forward and allowed for the discovery of new catalysts. Indeed, in recent years attention has focused on how the choice of reagents also controls the overall thermochemistry of the  $\text{N}_2\text{RR}$  catalysis, providing a framework toward improvement of the thermal efficiency of the catalysis. In



**Figure 7.**  $\text{N}_2$  splitting by a Mo tris(anilide) complex, an alternative pathway to the formation of ammonia from  $\mu\text{-N}_2$  complexes.

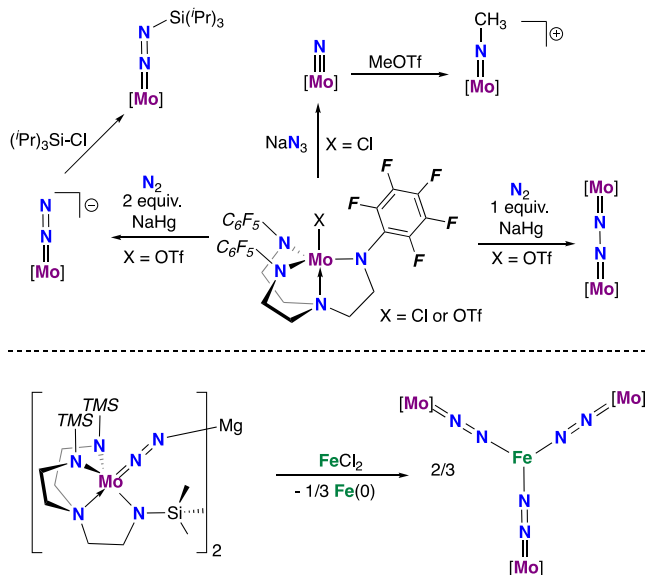
the next section, we will detail the two successive breakthroughs made by Schrock and co-workers. The first was the application of the (HIPTN<sub>3</sub>N)Mo system to support a series of Chatt-cycle intermediates in the relevant oxidation states<sup>70</sup> and the second was the discovery that these intermediates could be turned over by application of an appropriate reductant and acid,<sup>50</sup> a combination that went on to find broad application in the field.<sup>51,82–84</sup>

Another pathway for dinitrogen fixation concerns the formal scission of dinitrogen to two metal-bound nitrides followed by the transfer of proton and electron equivalents to release ammonia (*vide infra* in Section 4.3 for an example from Nishibayashi and co-workers). This transformation has been shown feasible for a number of transition metal complexes, typically via formation of a  $\mu_2$ -bimetallic N<sub>2</sub> adduct that undergoes N–N bond cleavage upon addition of a reducing agent.<sup>85–90</sup> A classic example is shown in Figure 7 and concerns a Mo tris(amido) complex, (N(R)Ar)<sub>3</sub>Mo.<sup>91,92</sup> This species binds N<sub>2</sub> at room temperature reversibly to form (N(R)-Ar)<sub>3</sub>Mo(N<sub>2</sub>), with the  $\mu_2$ -N<sub>2</sub> bridged derivative, [(N(R)-Ar)<sub>3</sub>Mo]<sub>2</sub>( $\mu$ -N<sub>2</sub>), being formed at –35 °C over a period of days. Warming this complex results in formation of two terminally bonded nitride complexes, (N(R)Ar)<sub>3</sub>Mo(N).<sup>92,93</sup>

### 3. SCHROCK'S TRIS(AMIDO)AMINE Mo: THE FIRST WELL-DEFINED CATALYST SYSTEM

#### 3.1. Azatrane Mo Complexes Relevant to N<sub>2</sub> Fixation

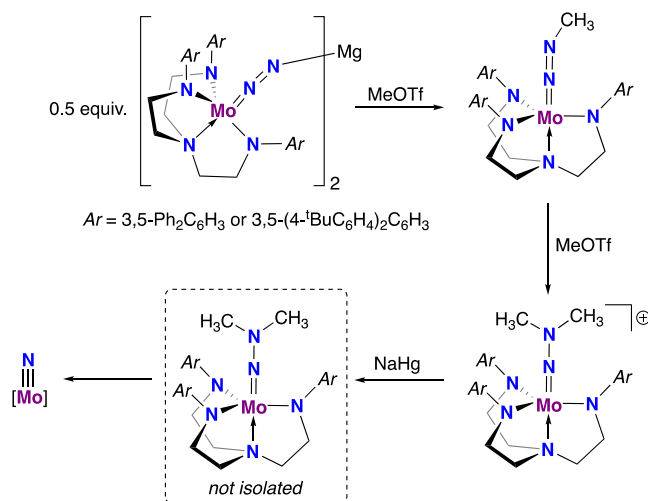
With an eye toward nitrogen fixation, in 1994, Kol et al. showed that triamidoamine ligands [(RNCH<sub>2</sub>CH<sub>2</sub>)<sub>3</sub>N]<sup>3–</sup> where R = C<sub>6</sub>F<sub>5</sub> could be used to gain access to molybdenum complexes of potential relevance to N<sub>2</sub>RR (Figure 8).<sup>94</sup> A number of relevant molybdenum complexes were accessed, including a terminal nitride ((C<sub>6</sub>F<sub>5</sub>NCH<sub>2</sub>CH<sub>2</sub>)<sub>3</sub>N)Mo(N)), methylimido cation (((C<sub>6</sub>F<sub>5</sub>NCH<sub>2</sub>CH<sub>2</sub>)<sub>3</sub>N)Mo(NCH<sub>3</sub>)<sup>+</sup>), as well as both bridged (((C<sub>6</sub>F<sub>5</sub>NCH<sub>2</sub>CH<sub>2</sub>)<sub>3</sub>N)Mo)<sub>2</sub>( $\mu$ -N<sub>2</sub>) and terminal (((C<sub>6</sub>F<sub>5</sub>NCH<sub>2</sub>CH<sub>2</sub>)<sub>3</sub>N)Mo(N<sub>2</sub>))<sup>–</sup> dinitrogen complexes. The



**Figure 8.** (Top) Reactions of a Mo triamidoamine complex having C<sub>6</sub>F<sub>5</sub> anilido groups provided access to complexes of potential relevance to N<sub>2</sub>RR,<sup>94</sup> (bottom) reaction of an analogous Mo complex with TMS anilido groups with FeCl<sub>2</sub> afforded a  $\mu_3$ -Fe bridging via N<sub>2</sub> to three triamidoamine Mo centers.<sup>95</sup>

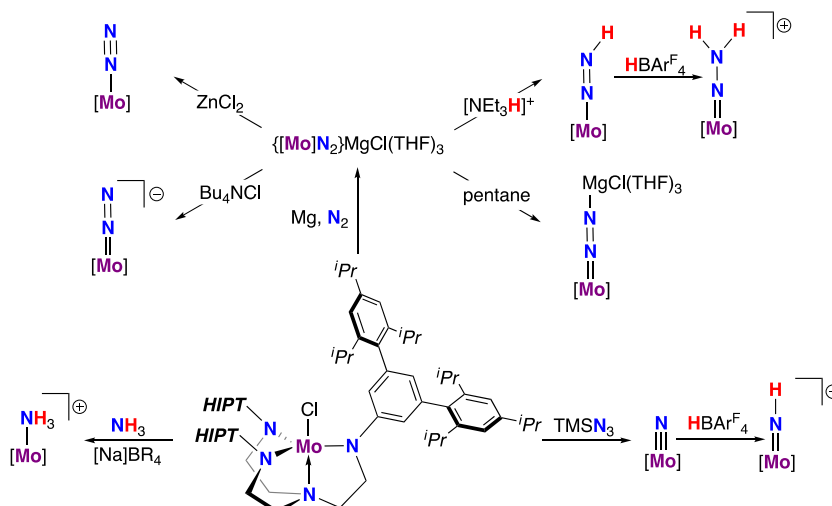
latter of these was shown to be nucleophilic at N<sub>β</sub>, undergoing facile silylation by <sup>i</sup>Pr<sub>3</sub>SiCl to give [(C<sub>6</sub>F<sub>5</sub>NCH<sub>2</sub>CH<sub>2</sub>)<sub>3</sub>N]Mo(NNSi(<sup>i</sup>Pr)<sub>3</sub>). Silyl-substituted triamidoamine ligands have also been studied (*vide infra* for an example using Ti - Figure 69) — with reaction of MoCl<sub>3</sub>(THF)<sub>3</sub> and [(Me<sub>3</sub>SiNCH<sub>2</sub>CH<sub>2</sub>)<sub>3</sub>N]Li<sub>3</sub> giving the paramagnetic  $\mu$ -N<sub>2</sub> complex, [(Me<sub>3</sub>SiNCH<sub>2</sub>CH<sub>2</sub>)<sub>3</sub>N]Mo<sub>2</sub>( $\mu$ -N<sub>2</sub>) in 10% yield. In 1997, O'Donoghue et al. showed that a related TMS anion, {[(TMSNCH<sub>2</sub>CH<sub>2</sub>)<sub>3</sub>N]Mo-N=N}<sub>2</sub>(Mg(THF)<sub>2</sub>) reacted with FeCl<sub>2</sub> to give {[(TMSNCH<sub>2</sub>CH<sub>2</sub>)<sub>3</sub>N]Mo-N=N}<sub>3</sub>( $\mu_3$ -Fe).<sup>95,96</sup> These contributions laid the groundwork for further exploring azatrane-Mo complexes as competent for the binding and activation of dinitrogen, as well as the stabilization of potential N<sub>2</sub>-fixation intermediates.

Recognizing that TMS- and C<sub>6</sub>F<sub>5</sub>- substituted tren [(RNCH<sub>2</sub>CH<sub>2</sub>)<sub>3</sub>N]<sup>3–</sup> ligands underwent deleterious side-reactivity (due to Si–N bond cleavage and the sensitivity of C<sub>6</sub>F<sub>5</sub> groups to nucleophilic reagents), in 2001 Greco and Schrock designed a new route to access aryl-substituted triamidoamine ligands by Buchwald–Hartwig amination.<sup>97</sup> A small library of ligand candidates was constructed including monoaryl (C<sub>6</sub>H<sub>5</sub>, 4-F-C<sub>6</sub>H<sub>4</sub>, 2,4,6-Me<sub>3</sub>C<sub>6</sub>H<sub>3</sub>) and triaryl (3,5-Ph<sub>2</sub>C<sub>6</sub>H<sub>3</sub>, 3,5-(4-<sup>t</sup>BuC<sub>6</sub>H<sub>4</sub>)<sub>2</sub>C<sub>6</sub>H<sub>3</sub>) derivatives that could be readily metalated with Mo (Figure 9). In a subsequent



**Figure 9.** Synthesis of alkylated Mo diazenido and hydrazido complexes en route to a Mo nitride compound in a triamidoamine Mo complex with Ar = 3,5-Ph<sub>2</sub>C<sub>6</sub>H<sub>3</sub> or 3,5-(4-<sup>t</sup>BuC<sub>6</sub>H<sub>4</sub>)<sub>2</sub>C<sub>6</sub>H<sub>3</sub> ligands.<sup>98</sup>

contribution, Greco and Schrock illustrated that a variety of different (Mo<sup>II</sup>)N<sub>2</sub> complexes could be synthesized in a reductant-dependent fashion. These aryl-substituted triamidoamine Mo complexes ((<sup>R</sup>PhNCH<sub>2</sub>CH<sub>2</sub>)<sub>3</sub>N, R = H; 4-F; 2,4,6-Me; 3,5-Ph; 3,5-(4-<sup>t</sup>Bu)Ph) all feature fairly activated N<sub>2</sub> complexes (1740 cm<sup>–1</sup> ≤  $\nu_{\text{NN}}$  ≤ 1815 cm<sup>–1</sup>). Accordingly, these species could be silylated or alkylated to provide (<sup>R</sup>PhN<sub>3</sub>)Mo(NNR') (R' = SiMe<sub>3</sub> or Me) species. The alkyl diazenidos, ((<sup>R</sup>PhNCH<sub>2</sub>CH<sub>2</sub>)<sub>3</sub>N)Mo(NNCH<sub>3</sub>), can be reacted further with alkylating agents (e.g., CH<sub>3</sub>OTf, CH<sub>3</sub>OTs) to form cationic hydrazidos [((<sup>R</sup>PhNCH<sub>2</sub>CH<sub>2</sub>)<sub>3</sub>N)Mo(NN(CH<sub>3</sub>)<sub>2</sub>)]<sup>+</sup> (Figure 9). Similarly, reaction of ((<sup>R</sup>PhNCH<sub>2</sub>CH<sub>2</sub>)<sub>3</sub>N)Mo(NNTMS) with alkylating reagents provides [((<sup>R</sup>PhNCH<sub>2</sub>CH<sub>2</sub>)<sub>3</sub>N)Mo(NN(CH<sub>3</sub>)(TMS))]<sup>+</sup>. Efforts to access neutral molybdenum hydrazido complexes were not successful, but reduction of ((<sup>R</sup>PhNCH<sub>2</sub>CH<sub>2</sub>)<sub>3</sub>N)Mo(NN-

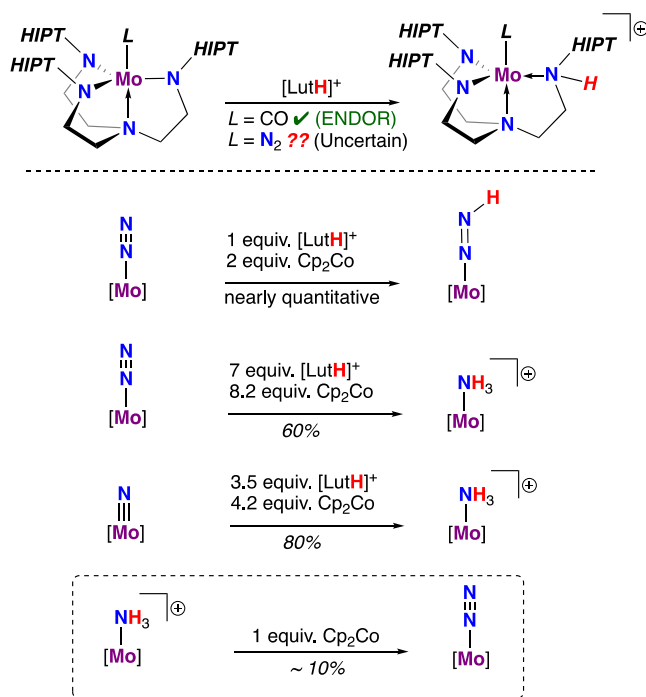


**Figure 10.** Synthesis of a series of monometallic molybdenum  $N_xH_y$  complexes on 3,5-(2,4,6- $iPr_3C_6H_2$ ) $_2C_6H_3$  (HIPT) ligated Mo; [Mo] = (HIPTN $_3$ N)Mo.<sup>70</sup>

(CH $_3$ ) $_2$ ] $^+$  with NaHg amalgam, provided the Mo(VI) nitride complex, (( $R^iPhNCH_2CH_2$ ) $_3N$ )Mo(N) (and presumably a fixed nitrogen product).<sup>98</sup>

To prevent undesired bimolecular pathways problematic to an  $N_2$  reduction cycle, the highly encumbering 3,5-(2,4,6- $iPr_3C_6H_2$ ) $_2C_6H_3$  (HIPT = HexaIsoPropylTerphenyl) derivative was prepared (Figure 10).<sup>70</sup> On this ligand, an impressive suite of  $N_2$ -derived monometallic molybdenum complexes were prepared (*vide infra*), including (HIPTN $_3$ N)Mo(N $_2$ ), [(HIPTN $_3$ N)Mo(N $_2$ )] $^-$ , (HIPTN $_3$ N)Mo(NNH), and [(HIPTN $_3$ N)Mo(NNH $_2$ )] $^+$ . Additionally, species potentially relevant to an  $N_2$ -fixation cycle could be accessed with azide as the N atom source, (HIPTN $_3$ N)Mo(N) and (HIPTN $_3$ N)Mo(NH). Lastly, [(HIPTN $_3$ N)Mo(NH $_3$ )] $^+$  was accessed by treatment of (HIPTN $_3$ N)Mo(Cl) with NH $_3$  in the presence of NaBARF $_4$ .

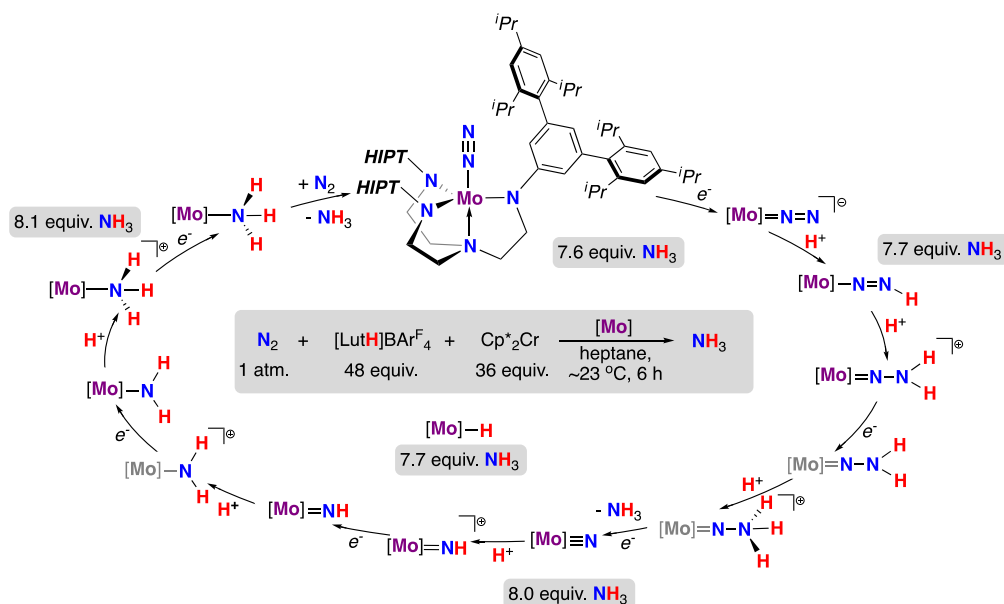
With these species in hand, Schrock's team explored the possibility of catalysis with soluble acid and reducing equivalents.<sup>99</sup> Treatment of (HIPTN $_3$ N)Mo(N $_2$ ) with 1.0 equiv of [LutH]BARF $_4$  and 2.0 equiv of Cp $_2$ Co ( $E_{1/2} = -1.33$  V vs Fc $^{+/0}$  in MeCN) provided (HIPTN $_3$ N)Mo(NNH) nearly quantitatively (Figure 11).<sup>100</sup> Intriguingly, (HIPTN $_3$ N)Mo(N $_2$ ) reacted directly with neither [LutH]BARF $_4$  or Cp $_2$ Co, but rapidly reacted with the combination of these reagents. The Schrock group suggested that *N*-amido protonation could proceed reduction followed by proton transfer. This hypothesis has found indirect support from theoretical work<sup>101</sup> and electron nuclear double resonance (ENDOR) studies. ENDOR revealed that treatment of (HIPTN $_3$ N)Mo(CO) with [LutH] $^+$  results in protonation of an *N*-amido arm, but similar behavior was not confirmed for (HIPTN $_3$ N)Mo(N $_2$ ) (Figure 11).<sup>102</sup> It has been hypothesized that this reactivity profile suggests a degree of concertedness in the transfer of the proton and electron to form the new N–H bond. In this review, we will refer to such reactions as proton-coupled electron transfer (PCET) reactions.<sup>103,104</sup> Two specific suggestions have been made. Chirik and co-workers suggested that reduction of pyridinium acids by the metallocenes results in pyridinyl radicals with weak N–H bonds that could therefore mediate the conversion of (HIPTN $_3$ N)Mo(N $_2$ ) to (HIPTN $_3$ N)Mo(NNH) (and potentially other N–H bond forming steps).<sup>105,106</sup> Although such a mechanism could be operative under catalytic conditions, it is



**Figure 11.** (Top) Protonation reactions of (HIPTN $_3$ N)Mo(L) (L = CO or N $_2$ ). For the CO analogue, pulse EPR (ENDOR) data indicated protonation at an amido arm; for N $_2$ , the site of protonation remains unknown;<sup>102</sup> (middle) protonation/reduction reactions of the L = N $_2$  and N analogues gave rise to [Mo]-NNH and [[Mo]-NH $_3$ ] $^+$ ; (bottom) reduction of [[Mo]-NH $_3$ ] $^+$  under N $_2$  gives [Mo]-N $_2$  in ~10% yield; [Mo] = (HIPTN $_3$ N)Mo.<sup>99</sup>

known that triethylammonium is also efficacious for this reaction in a stoichiometric fashion. The Peters group has suggested with the support of computation that instead these acids protonate the metallocene species on the Cp( $^*$ ) ring resulting in species with weak C–H bonds that can then mediate conversion of the N $_2$  species to the NNH species via a PCET reaction (*vide infra*).<sup>80</sup>

If a larger quantity of [LutH]BARF $_4$  (7.0 equiv) and Cp $_2$ Co (8.2 equiv) was reacted with (HIPTN $_3$ N)Mo(N $_2$ ), then [(HIPTN $_3$ N)Mo(NH $_3$ )] $^+$  was formed in 60% yield.<sup>70</sup> Fur-



**Figure 12.** Catalytic  $N_2$ RR cycle depicting  $(\text{HIPTN}_3\text{N})\text{Mo}$  intermediates and their efficacy as (pre)catalysts for  $N_2$ RR using  $[\text{LutH}]\text{BARF}_4$  (48 equiv) and  $\text{Cp}^*_2\text{Cr}$  (36 equiv);  $[\text{Mo}] = (\text{HIPTN}_3\text{N})\text{Mo}$ .<sup>50,107</sup> Characterized compounds are shown in purple and unobserved complexes in gray.

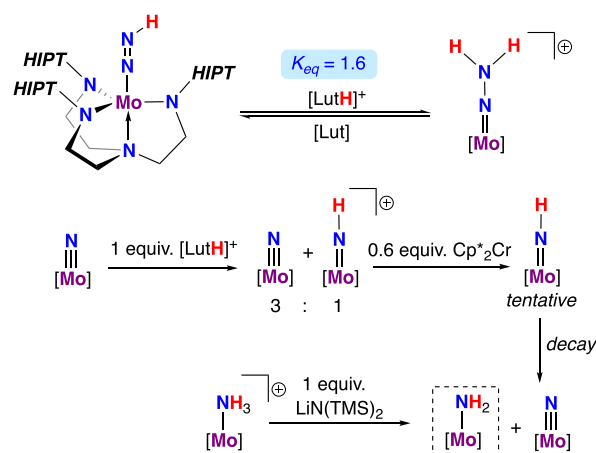
thermore, the reaction of  $(\text{HIPTN}_3\text{N})\text{Mo}(\text{N})$  with  $[\text{LutH}]\text{-BARF}_4$  (3.5 equiv) and  $\text{Cp}_2\text{Co}$  (4.2 equiv) gave  $[(\text{HIPTN}_3\text{N})\text{Mo}(\text{NH}_3)]^+$  in 80% yield, which could be liberated with  $\text{Bu}_4\text{NCl}$  and  $\text{NEt}_3$  to afford 0.88(2) equiv of  $\text{NH}_3$ .<sup>70</sup> Closing the catalytic cycle involved the reduction of  $[(\text{HIPTN}_3\text{N})\text{Mo}-\text{NH}_3]^+$  to  $(\text{HIPTN}_3\text{N})\text{Mo}(\text{NH}_3)$ , the release of  $\text{NH}_3$ , and the binding of  $\text{N}_2$ . However,  $[(\text{HIPTN}_3\text{N})\text{Mo}(\text{NH}_3)]^+$  is quite reducing, so the reaction with  $\text{Cp}_2\text{Co}$  only converted 10% of the starting material to the desired  $(\text{HIPTN}_3\text{N})\text{Mo}(\text{N}_2)$  complex (Figure 11).<sup>99</sup>

### 3.2. Description of the System and Key Findings

Building on this work, Yandulov and Schrock published the first example of  $\text{N}_2$  reduction catalysis mediated by a well-defined, synthetic catalyst in 2003 (Figure 12).<sup>50</sup> In particular, they observed that using the more reducing  $\text{Cp}^*_2\text{Cr}$  ( $E_{1/2} = -1.47$  V vs  $\text{Fc}^{+/0}$ ) allowed for complete reduction of  $[(\text{HIPTN}_3\text{N})\text{Mo}(\text{NH}_3)]^+$ . Likewise, slow addition of reductant (6 h, syringe pump) and solvent selection (heptane) were needed to attenuate background  $\text{H}_2$  formation. With these conditions, it was found that  $(\text{HIPTN}_3\text{N})\text{Mo}(\text{N}_2)$ ,  $(\text{HIPTN}_3\text{N})\text{Mo}(\text{NNH})$ ,  $(\text{HIPTN}_3\text{N})\text{Mo}(\text{N})$ , or  $[(\text{HIPTN}_3\text{N})\text{Mo}(\text{NH}_3)]^+$ , when combined with  $\text{Cp}^*_2\text{Cr}$  (36 equiv) and  $[\text{LutH}]\text{BARF}_4$  (48 equiv), were all competent (pre)catalysts for  $\text{N}_2$  reduction, generating between 7.56 and 8.06 equiv of  $\text{NH}_3$  (Figure 12). At the time, this selectivity ( $\sim 66\%$ ) was second only to nitrogenase ( $\sim 75\%$  at 50 atm of  $\text{N}_2$ ).<sup>50</sup>

A series of experiments were performed in order to interrogate the catalytic reaction.  $(\text{HIPTN}_3\text{N})\text{Mo}(\text{NNH})$  was reacted with 1 equiv of  $[\text{LutH}]\text{BARF}_4$  (Figure 13).<sup>100</sup> This was found to give a 44:56 equilibrium mixture of  $(\text{HIPTN}_3\text{N})\text{Mo}(\text{NNH})$  and  $[(\text{HIPTN}_3\text{N})\text{Mo}(\text{NNH}_2)]^+$  ( $K_{\text{eq}} = 1.6$ ). Similarly, protonation of  $(\text{HIPTN}_3\text{N})\text{Mo}(\text{N})$  using  $[\text{LutH}]\text{BARF}_4$  gave a 3:1 mixture of  $(\text{HIPTN}_3\text{N})\text{Mo}(\text{N})$  and  $[(\text{HIPTN}_3\text{N})\text{Mo}(\text{NH})]^+$ .<sup>100</sup> These results suggest that weaker acids would not be suitable for the catalysis.

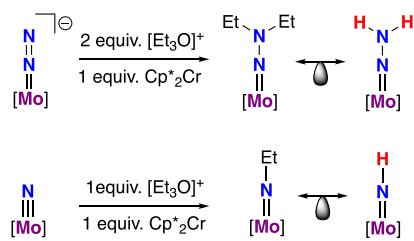
Consistent with these weak predicted bond strengths, reduction of  $[(\text{HIPTN}_3\text{N})\text{Mo}(\text{NNH}_2)]^+$  by  $\text{Cp}_2\text{Co}$  did not yield the expected  $(\text{HIPTN}_3\text{N})\text{Mo}(\text{NNH}_2)$ , but rather the



**Figure 13.** (Top)  $[\text{Mo}]\text{-NNH}$  and  $[\text{LutH}]^+$  are in equilibrium with  $[(\text{HIPTN}_3\text{N})\text{Mo}(\text{NNH}_2)]^+$  and  $\text{Lut}$  ( $K_{\text{eq}} = 1.6$ ); (bottom) protonation of  $[\text{Mo}]\text{N}$  gives a mixture of the starting material and  $[\text{Mo}]\text{NH}^+$ , which upon reduction, decayed to give  $[\text{Mo}]\text{N}$  and  $[\text{Mo}]\text{-NH}_2$ ;  $[\text{Mo}] = (\text{HIPTN}_3\text{N})\text{Mo}$ .<sup>99</sup>

formation of  $\text{NH}_3$ ,  $(\text{HIPTN}_3\text{N})\text{Mo}(\text{NNH})$ , and  $(\text{HIPTN}_3\text{N})\text{Mo}(\text{N})$ . Similarly, reduction of the cationic imide with  $\text{Cp}^*_2\text{Cr}$  initially gave a species tentatively assigned as the neutral imide,  $(\text{HIPTN}_3\text{N})\text{Mo}(\text{NH})$ , which then decayed to  $(\text{HIPTN}_3\text{N})\text{Mo}(\text{N})$  and  $(\text{HIPTN}_3\text{N})\text{Mo}(\text{NH}_2)$  in solution. These results are consistent with calculations by Chirik and co-workers that suggest that these species (the neutral hydrazido and neutral imide) have the weakest N–H bonds on this platform.<sup>106</sup> In contrast, the alkylated congeners,  $(\text{HIPTN}_3\text{N})\text{Mo}(\text{NNEt}_2)$  and  $(\text{HIPTN}_3\text{N})\text{Mo}(\text{NEt})$ , are stable, but efforts to achieve the catalytic reduction of  $\text{N}_2$  to  $\text{NEt}_3$  with  $[\text{Et}_3\text{O}]\text{BARF}_4$  and  $\text{Cp}^*_2\text{Cr}$  were unsuccessful (Figure 14).<sup>108</sup> While many factors that impede catalysis may of course be at play, one possible conclusion is that the net exchange of H atoms between nitrogen fixation intermediates may be relevant to achieving overall catalysis in  $\text{N}_2$ RR. This is clearly speculative. Observations regarding the productive net transfer of H atoms





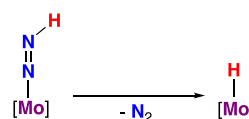
**Figure 14.** Use of an alkylating agent provided access to neutral  $[\text{Mo}]\text{-NNEt}_2$  and  $[\text{Mo}]\text{-NEt}$ ; these species serve as structural analogues of the highly reactive parent variants;  $[\text{Mo}] = (\text{HIPTN}_3\text{N})\text{Mo}$ .<sup>99,108</sup>

between nitrogen fixation intermediates and the enhanced stability of alkylated congeners have been made on the silyl-anchored triphosphine system from Peters and co-workers (*vide infra*).<sup>109</sup>

At the end of catalysis,  $[(\text{HIPTN}_3\text{N})\text{Mo}(\text{NH}_3)]^+$  was the only Mo-containing species present, suggesting that the slow steps of the catalysis involve the reduction of this species and then exchange with  $\text{N}_2$ . Consistent with this observation, the reduction potential of this species ( $-1.51\text{ V}$  vs  $\text{Fc}^{+/0}$  in THF) is slightly lower than that of the employed reductant,  $\text{Cp}^*\text{Cr}$  ( $-1.47\text{ V}$  vs  $\text{Fc}^{+/0}$  in THF).<sup>110</sup> Exchange of  $\text{N}_2$  for  $\text{NH}_3$  in  $(\text{HIPTN}_3\text{N})\text{Mo}(\text{NH}_3)$  was determined to undergo an associative mechanism on the basis of variable pressure  $\text{N}_2$  experiments ( $k_{\text{obs}} = 2.4$  fold faster at a 15 psi  $\text{N}_2$  overpressure). Indeed, performing  $\text{N}_2\text{RR}$  at a pressure of 30 psi (instead of 15 psi) provides a small, but measurable, increase in ammonia yield 71% vs 63% over a 6 h addition and 55% versus 45% over a 3 h addition time.<sup>110</sup> Under catalytic conditions, dissociated  $\text{NH}_3$  is anticipated to be trapped via protonation, which should drive the reaction toward the  $\text{N}_2$  complex. Consistent with this, the rate of the substitution reaction was significantly enhanced by inclusion of triphenylborane as an  $\text{NH}_3$  trap.<sup>110</sup> Computational studies by Reiher and co-workers have found support for the involvement of a six-coordinate  $(\text{HIPTN}_3\text{N})\text{Mo}(\text{NH}_3)(\text{N}_2)$  intermediate (as opposed to a five-coordinate species with a dissociated ligand arm) in the exchange process.<sup>101,111</sup> Accessing states where there is rapid exchange of  $\text{NH}_3$  for  $\text{N}_2$  remains a general challenge for  $\text{N}_2\text{RR}$  catalysts and accordingly is an ideal area for future catalyst design.

Schrock and co-workers performed X-ray diffraction analysis on  $(\text{HIPTN}_3\text{N})\text{Mo}(\text{NNH})$ ,  $[(\text{HIPTN}_3\text{N})\text{Mo}(\text{NNH}_2)]^+$ ,  $[(\text{HIPTN}_3\text{N})\text{Mo}(\text{NH})]^+$ , and  $[(\text{HIPTN}_3\text{N})\text{Mo}(\text{NH}_3)]$ .<sup>100</sup> The accumulated structural data show that the  $\text{Mo}-\text{N}_{\text{amine}}$  distance varies as a function of the Mo axial ligand; as the  $\text{N}-\text{N}$  bond is weakened and cleaved on going from  $[(\text{HIPTN}_3\text{N})\text{Mo}(\text{N}_2)]$  to  $[(\text{HIPTN}_3\text{N})\text{Mo}(\text{N})]$ , a lengthening in the  $\text{Mo}-\text{N}_{\text{amine}}$  by  $\sim 0.21\text{ \AA}$  is observed. An even more dramatic lengthening of the metal-axial ligand distance has been observed in the borane-anchored triphosphine Fe system from Peters and co-workers.<sup>112–114</sup> This suggests that flexibility of this interaction is perhaps critical for allowing catalysts to stabilize both  $\pi$ -accepting intermediates and  $\pi$ -donating intermediates and/or low-valent and high-valent states.

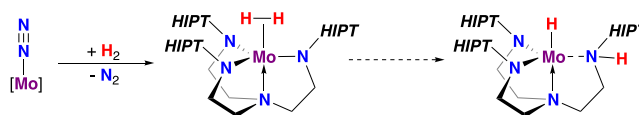
Given the formation of  $\text{H}_2$ , presumably from  $\text{Mo}(\text{H})$  species, during  $(\text{HIPTN}_3\text{N})\text{Mo}$  catalyzed nitrogen fixation, the reactivity of  $\text{Mo}(\text{H})$  and  $\text{Mo}(\text{H}_2)$  complexes was also of interest.<sup>99,107</sup> Intriguingly,  $(\text{HIPTN}_3\text{N})\text{Mo}(\text{H})$  could be prepared from the diazenido derivative,  $(\text{HIPTN}_3\text{N})\text{Mo}(\text{NNH})$ , via an effective “ $\beta$ -H elimination” ( $k_1 = 2.2 \times 10^{-6}\text{ s}^{-1}$ ) (Figure 15). This is a very unusual transformation that



**Figure 15.** Formal  $\beta$ -H elimination from the diazenido derivative,  $[\text{Mo}]\text{-NNH}$ , generated  $[\text{Mo}]\text{-H}$ ;  $[\text{Mo}] = (\text{HIPTN}_3\text{N})\text{Mo}$ .<sup>99</sup>

potentially warrants further study. The use of the hydride species as a (pre)catalyst produced 7.65(3) equiv of  $\text{NH}_3$ , suggesting that it could be readily returned to a catalytically on-path intermediate. Schrock and co-workers demonstrated that reaction of  $(\text{HIPTN}_3\text{N})\text{Mo}(\text{H})$  with  $[\text{LuH}]\text{BAR}^{\text{F}}_4$  led to the formation of  $[(\text{HIPTN}_3\text{N})\text{Mo}(\text{Lu})]^+$ , which can presumably be reduced and bind  $\text{N}_2$  to rejoin the catalytic cycle. The performance of the  $(\text{HIPTN}_3\text{N})\text{Mo}(\text{H})$  species as a precatalyst contrasts with that of other  $\text{M}(\text{H})$  ( $\text{M} = \text{Fe}, \text{Co}, \text{Os}$ ) species. In those cases, the  $\text{M}(\text{H})$  species have uniformly performed more poorly as precatalysts than the related  $\text{N}_2$  complex (*vide infra*).<sup>53,54,115,116</sup>

The  $\text{H}_2$  complex,  $(\text{HIPTN}_3\text{N})\text{Mo}(\text{H}_2)$ , could be formed via the reaction of  $(\text{HIPTN}_3\text{N})\text{Mo}(\text{N}_2)$  with  $\text{H}_2$  over 2–3 days (Figure 16).<sup>107</sup> Exchange of  $\text{N}_2$  for  $\text{H}_2$  occurred at a rate of  $k =$

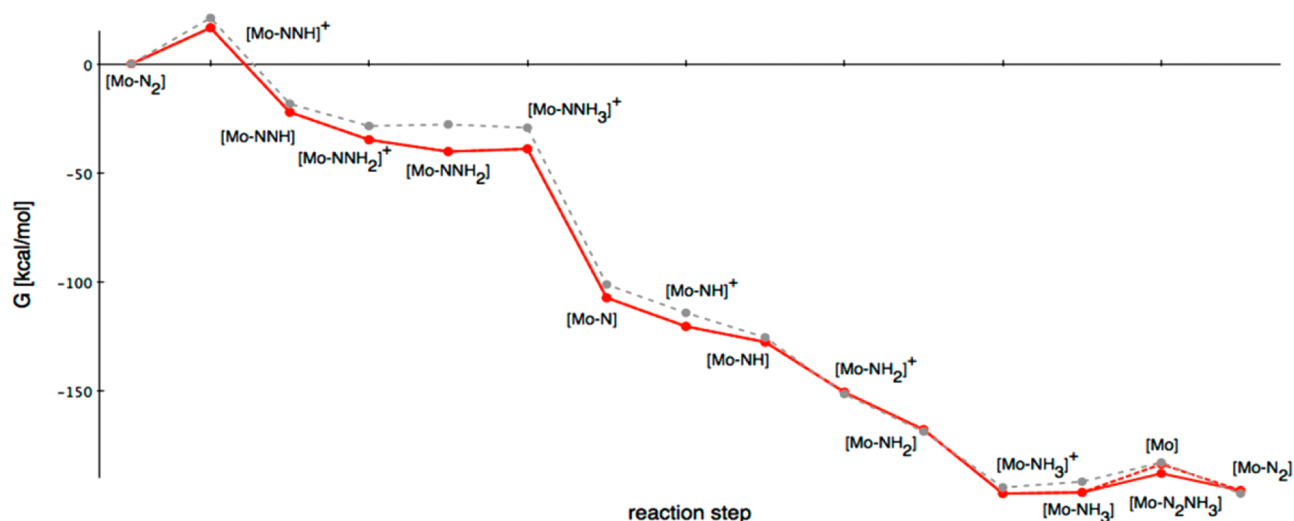


**Figure 16.** Generation of  $[\text{Mo}]\text{-H}_2$  and a plausible decay pathway involving intramolecular deprotonation to a terminal  $(\text{HIPTN}_3\text{NH})\text{Mo}(\text{H})$  species;  $[\text{Mo}] = (\text{HIPTN}_3\text{N})\text{Mo}$ .<sup>107</sup>

$3.4 \times 10^{-6}\text{ s}^{-1}$  and was independent of the  $\text{H}_2$  pressure, indicating a rate-limiting dissociation of  $\text{N}_2$  prior to  $\text{H}_2$  coordination, consistent with the proposed dissociative exchange of  $\text{N}_2$  and  $^{15}\text{N}_2$ .<sup>99</sup> Experiments for the reverse reaction (i.e., formation of  $(\text{HIPTN}_3\text{N})\text{Mo}(\text{N}_2)$  from  $(\text{HIPTN}_3\text{N})\text{Mo}(\text{H}_2)$  found the rate to be  $1.0 \times 10^{-6}\text{ s}^{-1}$  ( $t_{1/2} = 8$  days)). Use of  $(\text{HIPTN}_3\text{N})\text{Mo}(\text{H}_2)$  as a (pre)catalyst provided ammonia in 52% yield relative to 60–65% (from  $(\text{HIPTN}_3\text{N})\text{Mo}(\text{N}_2)$ ). Experiments carried out with dihydrogen injected ( $\sim 32$  equiv and 64 equiv of  $\text{H}_2$  with respect to  $\text{Mo}$ ) using  $(\text{HIPTN}_3\text{N})\text{Mo}(\text{N})$  as the catalyst, showed that only 1 equiv of  $\text{NH}_3$  was formed, presumably from the nitride ligand.<sup>107</sup> Cumulatively, these data suggest that  $\text{H}_2$  poisons the  $\text{N}_2$  fixation catalysis. This presents a significant challenge to achieving higher turnover numbers with this catalyst. Indeed, the ability to manage  $\text{H}_2$  formation is ultimately going to be an issue of concern in any catalytic nitrogen fixation system that is not perfectly selective for  $\text{NH}_3$ .

### 3.3. Use of EPR for the Study of $(\text{HIPTN}_3\text{N})\text{Mo}$ Complexes

Electron paramagnetic resonance (EPR) and electron nuclear double resonance (ENDOR) have enabled the characterization of a number of  $(\text{HIPTN}_3\text{N})\text{Mo}$  complexes. These have included  $(\text{HIPTN}_3\text{N})\text{Mo}(\text{NH}_3)$ ,<sup>117</sup>  $(\text{HIPTN}_3\text{N})\text{Mo}(\text{N}_2)$ ,<sup>102,117–119</sup>  $(\text{HIPTN}_3\text{N})\text{Mo}(\text{CO})$ ,<sup>102,117</sup> the amido-protonated analogue,  $[(\text{HIPTN}_3\text{N}(\text{H}))\text{Mo}(\text{CO})]^+$ <sup>102</sup> (*vide supra*) as well as the product of reacting  $\text{H}_2$  with  $(\text{HIPTN}_3\text{N})\text{Mo}(\text{N}_2)$  in the presence of base, the Mo(III) anion,  $[(\text{HIPTN}_3\text{N})\text{Mo}(\text{H})]^-$ .<sup>119</sup> More recently, Schrock, Hoffman, and Neese studied the electronic and geometric structures of  $[(\text{HIPTN}_3\text{N})\text{Mo}(\text{N})]^-$  and  $(\text{HIPTN}_3\text{N})\text{Mo}(\text{NH})$  generated by irradiation of their oxidized congeners with  $\gamma$ -rays at 77 K.<sup>120</sup> Collectively, these



**Figure 17.** Reproduced with permission from ref 124. Copyright 2015 American Chemical Society. Red: Gibbs free enthalpy  $\Delta G^\circ$  scheme of the Schrock cycle calculated with the B3LYP functional and the def2-TZVP basis set including solvent correction. Gray: calculations by Studt et al.<sup>121</sup>

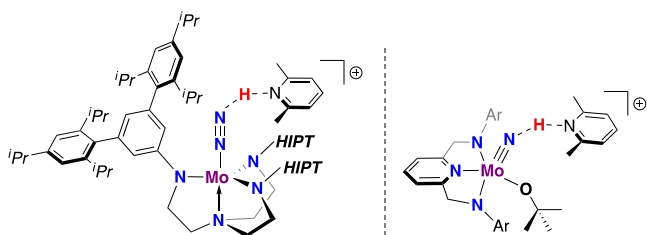
studies serve to provide useful spectroscopic models to which more complicated [Mo]-containing clusters can be compared; several of these open-shell compounds are not characterizable by other means.

### 3.4. Evidence in Support of the Chatt/Schrock Cycle from Theory

Several studies that bear on the theoretical mechanism of  $N_2$  fixation by the  $(\text{HIPTN}_3\text{N})\text{Mo}$  system have been published (Figure 17),<sup>101,121–127</sup> and in 2008, theoretical and experimental data for this system were compared by Schrock.<sup>128</sup> A brief summary is provided here. Early theoretical studies tended to simplify the catalyst structure to reduce computational expense. For example, Morokuma<sup>129</sup> and Cao<sup>126</sup> performed studies on truncated models that were not referenced to the catalytically relevant acid and reductant sources. In 2005, Tuzcek and co-workers reinvestigated the complete cycle, modeling the HIPT portion of the ligand as hydrogen but using the relevant acid,  $[\text{LutH}]^+$  and reductant,  $\text{Cp}^*_2\text{Cr}$  sources as energetic references.<sup>121</sup> Independently, Reiher<sup>101,122</sup> and Neese & Tuzcek<sup>124</sup> later performed a series of DFT calculations taking the entire HIPT ligand moiety into account, requiring models of  $\sim 280$  atoms. In broad terms, these data corroborated the cycle reported above (Figure 12). The following key points are recapitulated with numerical values taken from Neese and Tuzcek (B3LYP/def2-TZVP)<sup>124</sup>—this study also summarized and compared its findings with those from other studies.

- Importantly, all on-path intermediates were predicted to be neutral or positively charged; the formation of negatively charged intermediates is predicted to be highly unlikely.
- Protonation of  $(\text{HIPTN}_3\text{N})\text{Mo}(\text{N}_2)$  was calculated to be the most endergonic reaction step of the reaction ( $\Delta G = +16.6 \text{ kcal}\cdot\text{mol}^{-1}$ ) with protonation of an *N*-amido ligand arm being more favorable; this species has been characterized spectroscopically for  $(\text{HIPTN}_3\text{N})\text{Mo}(\text{CO})$ .<sup>102</sup> Subsequent reduction, followed by proton exchange, was proposed to yield  $[(\text{HIPTN}_3\text{N})\text{Mo}(\text{NNH})]$ . Later computational studies from the Chirik group and Peters group have proposed PCET pathways to form the diazenido complex directly from  $(\text{HIPTN}_3\text{N})\text{Mo}(\text{N}_2)$  as a plausible first step in the catalysis.<sup>80,105,106</sup>

- The most exergonic step of the reaction was N–N bond cleavage upon reduction of  $[(\text{HIPTN}_3\text{N})\text{Mo}(\text{NNH}_3)]^+$  ( $\Delta G = -68.4 \text{ kcal}\cdot\text{mol}^{-1}$ ).<sup>124</sup>
- Consistent with experiment, reduction of the ammine cation,  $[(\text{HIPTN}_3\text{N})\text{Mo}(\text{NH}_3)]^+$  to the neutral species by  $\text{Cp}^*_2\text{Cr}$  was essentially thermoneutral ( $\Delta G_{\text{calc}} = +0.5 \text{ kcal}\cdot\text{mol}^{-1}$ ,  $\Delta G_{\text{exp}} = +0.9 \text{ kcal}\cdot\text{mol}^{-1}$ ).<sup>124</sup>
- The dissociation of  $\text{NH}_3$  from  $(\text{HIPTN}_3\text{N})\text{Mo}(\text{NH}_3)$  is endergonic ( $\Delta G = +13.0 \text{ kcal}\cdot\text{mol}^{-1}$ ). Subsequent  $\text{N}_2$  coordination was exergonic ( $\Delta G = -12.1 \text{ kcal}\cdot\text{mol}^{-1}$ ), rendering the net exchange slightly uphill ( $\Delta G = +0.9 \text{ kcal}\cdot\text{mol}^{-1}$ ).<sup>124</sup> This calculation agrees with the observed  $K_{\text{eq}}$  value of 0.1 for this reaction, which corresponds to  $\Delta G = +1.1 \text{ kcal}\cdot\text{mol}^{-1}$ .<sup>124</sup> An associative mechanism was also considered for this process, with calculation of the putative, six-coordinate  $(\text{HIPTN}_3\text{N})\text{Mo}(\text{NH}_3)(\text{N}_2)$  species being  $+8.8 \text{ kcal}\cdot\text{mol}^{-1}$  higher in energy than  $(\text{HIPTN}_3\text{N})\text{Mo}(\text{NH}_3)$  and free  $\text{N}_2$ .<sup>124</sup>
- A necessary shortcoming of these (and most) DFT studies is that they cannot consider all of the species/interactions that might be relevant in the catalytic mixture. Hence, their primary value lies in their ability to shed light on specific questions given certain assumptions. So as to explore secondary interactions that might be relevant to the Schrock system, Reiher et al. studied “one-pot” models (where acid (acid =  $[\text{LutH}]^+$ ) and base (base = a Mo compound) were initially placed approximately 8 Å from one another). This study predicted hydrogen bonded complexes between  $(\text{HIPTN}_3\text{N})\text{Mo}(\text{N})$  or  $(\text{HIPTN}_3\text{N})\text{Mo}(\text{N}_2)$  and  $[\text{LutH}]^+$ , indicating that the acid source is sufficiently small to approach the basic part of the molecule through voids made by the three HIPT ligands.<sup>122</sup> A related hydrogen-bonded complex between  $[\text{LutH}]^+$  and a  $\text{Mo}(\text{N})$  species in a different  $\text{N}_2$ -fixation relevant complex (*vide infra*) was crystallographically characterized by Schrock and co-workers in 2019 (Figure 18).<sup>130</sup> That complex underwent net PCET on treatment with reductant. These collective data support the possibility that a multisite PCET reaction could be relevant to diazenido formation in the  $(\text{HIPTN}_3\text{N})\text{Mo}$  system. In this proposal, a hydrogen-bonded  $[(\text{HIPTN}_3\text{N})\text{Mo}(\text{N}_2)\text{—LutH}]^+$  complex would transfer



**Figure 18.** (Left) A depiction of a hydrogen-bonded complex between  $(\text{HIPTN}_3\text{N})\text{Mo}(\text{N}_2)$  and  $[\text{LutH}]^+$  identified in a “one-pot” calculation;<sup>122</sup> (right) a depiction of a crystallographically characterized hydrogen bonded complex between  $(\text{Ar}_2\text{N}_3)\text{Mo}(\text{N})$  ( $\text{Ar} = 2,6$ -diisopropylphenyl) and  $[\text{LutH}]^+$ .<sup>130</sup>

the proton only upon electron transfer from  $\text{Cp}^*_2\text{Cr}$  (Figure 17).

### 3.5. Second Generation Schrock Systems

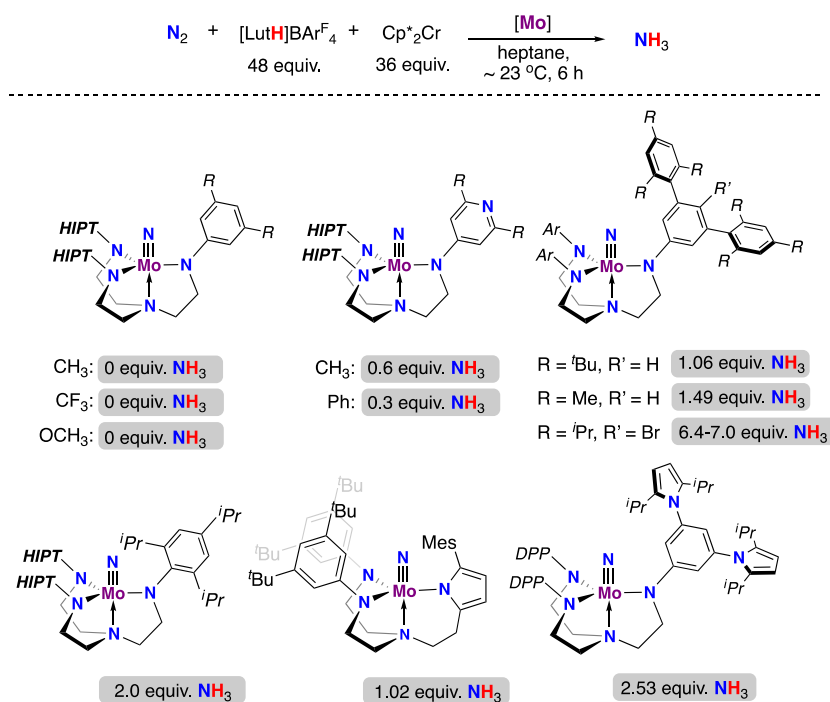
Despite extensive efforts invested in improving the TON of the original  $(\text{HIPTN}_3\text{N})\text{Mo}$  system, reactivity (e.g., protonolysis) of the Mo-amido linkages and ligand exchange appears to plague it and related systems. These efforts are summarized here. By 2004, three new ligand variants appeared: two gauged sterics ( $t\text{Bu}$  and  $\text{CH}_3$  in place of  $i\text{Pr}$ ) and one gauged electronics (Br in place of H at the para position of the middle terphenyl ring) (Figure 19). For each ligand, the  $\text{Mo}(\text{N})$  complex was prepared and its efficacy for catalytic  $\text{N}_2\text{RR}$  was tested. The  $t$ -butyl analogue produced only 1.06 equiv of  $\text{NH}_3$  using  $\text{Cp}^*_2\text{Cr}$  (36 equiv) and  $[\text{LutH}]\text{BAR}^{\text{F}_4}$  (48 equiv), while the methyl analogue gave only 1.49 equiv of  $\text{NH}_3$ . The  $p$ -Br analogue provided 6.4–7.0 equiv of  $\text{NH}_3$ , slightly less than the standard HIPT-based Mo catalyst system.<sup>131</sup>

In another iteration of ligand design, asymmetrical tren ligands were prepared in which one of the three HIPT groups was replaced by (1) a 3,5-disubstitutedbenzene-3,5- $\text{Me}_2\text{C}_6\text{H}_3$ ,

3,5- $(\text{CF}_3)_2\text{C}_6\text{H}_3$ , or 3,5- $(\text{MeO})_2\text{C}_6\text{H}_3$ ; (2) a 3,5-disubstituted-pyridine-3,5- $\text{Me}_2\text{NC}_5\text{H}_3$ , or -3,5- $\text{Ph}_2\text{NC}_5\text{H}_3$ ; (3) a 2,4,6-trisubstitutedbenzene-2,4,6- $\text{Me}_3\text{C}_6\text{H}_2$  or -2,4,6- $i\text{Pr}_3\text{C}_6\text{H}_2$  (Figure 19).<sup>132</sup> For each ligand, the  $\text{Mo}(\text{N})$  complex was prepared and probed for competency in catalyzing  $\text{N}_2\text{RR}$ . For these candidates, 0.2–2.0 equiv of  $\text{NH}_3$  was found.

In 2010, Chin and Schrock outlined the synthesis of a system comprising pyrrolide rather than anilide donor groups, which were pursued in hopes of attenuating undesired aminolysis in the presence of acid (a limitation of the HIPT system) (Figure 19).<sup>133</sup> Diamido(2-mesityl)pyrrolyl complexes of the type  $((\text{Ar}^i)_2\text{Pyr})\text{Mo}(\text{X})$  ( $\text{Ar} = \text{C}_6\text{F}_5$ , 3,5- $\text{Me}_2\text{C}_6\text{H}_3$ , or 3,5- $t\text{Bu}_2\text{C}_6\text{H}_3$ ,  $\text{X} = \text{Cl}$  or  $\text{NMe}_2$ ), having two amide and one pyrrole group were prepared. The degree of  $\text{N}_2$  activation was attenuated in  $[((\text{Ar}^i\text{BuN}_2)\text{Pyr})\text{Mo}(\text{N}_2)]^-$  ( $\nu_{\text{NN}} = 2012 \text{ cm}^{-1}$  vs  $1990 \text{ cm}^{-1}$   $[((\text{HIPTN}_3\text{N})\text{Mo}(\text{N}_2))]^-$ ). Perhaps relatedly,  $((\text{Ar}^i\text{BuN}_2)\text{Pyr})\text{Mo}(\text{N})$  proved to be a much poorer catalyst for  $\text{N}_2\text{RR}$  (1.02  $\pm$  0.12 equiv of  $\text{NH}_3$ ) with no evidence for  $\text{N}_2$  uptake during catalysis.

In a subsequent study, Reithofer and Schrock developed a HIPT derivative incorporating pendant nitrogens (2,5-diisopropylpyrrolyl,  $\text{DPPN}_3\text{N}$ ) in the secondary coordination sphere (Figure 19).<sup>134</sup> The hypothesis was that if  $(\text{HIPTN}_3\text{N})\text{Mo}$  undergoes decomposition by competitive protonation at the Mo– $\text{N}_{\text{amide}}$  bond, then providing Brønsted basic groups in the secondary coordination would prevent that and allow a greater population of catalyst to remain on-cycle. In this vein,  $(\text{DPPN}_3\text{N})\text{Mo}(\text{Cl})$ ,  $(\text{DPPN}_3\text{N})\text{Mo}(\text{N}_2)$ , and  $[((\text{DPPN}_3\text{N})\text{Mo}(\text{N}_2))]^-$  precursors were prepared similarly to those for the HIPT system (*vide supra*). For  $(\text{DPPN}_3\text{N})\text{Mo}(\text{N}_2)$ ,  $\nu_{\text{NN}} = 1993 \text{ cm}^{-1}$ , indicating a similar degree of activation when compared to  $(\text{HIPTN}_3\text{N})\text{Mo}(\text{N}_2)$ . Of the Schrock  $\text{Mo}(\text{N}_2)$  compounds discussed in this review, this is the only one that undergoes associative exchange of  $\text{N}_2$ . In a standard experiment, treatment of  $(\text{DPPN}_3\text{N})\text{Mo}(\text{N}_2)$  with  $^{15}\text{N}_2$  showed a first order

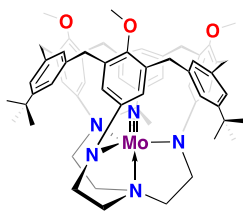


**Figure 19.** A survey of second generation complexes tested for  $\text{N}_2\text{RR}$  by Schrock and co-workers. Reported yields were found using the optimized conditions for the original catalytic result:  $[\text{LutH}]^+$  (48 equiv),  $\text{Cp}^*_2\text{Cr}$  (36 equiv), heptane, room temperature.<sup>131–134</sup>



dependence on [ $^{15}\text{N}_2$ ]. This conclusion is rationalized by virtue of having a smaller five-membered pyrrole-based ligand platform that allows for associative substitution, cf. a bulkier six-membered 3,5-substituted terphenyl-group. Other species, including  $(\text{DPPN}_3\text{N})\text{Mo}(\text{NNH})$ ,  $[(\text{DPPN}_3\text{N})\text{Mo}(\text{NNH}_2)]^+$ ,  $(\text{DPPN}_3\text{N})\text{Mo}(\text{N})$ ,  $[(\text{DPPN}_3\text{N})\text{Mo}(\text{NH})]^+$ , and  $[(\text{DPPN}_3\text{N})\text{Mo}(\text{NH}_3)]^+$ , were also prepared. Efforts toward  $\text{N}_2$  reduction using  $(\text{DPPN}_3\text{N})\text{Mo}(\text{N})$  as the (pre)catalyst produced  $2.53 \pm 0.35$  equiv of  $\text{NH}_3$  making it formally catalytic.

In 2018, Wickramasinghe and Schrock again endeavored to maintain catalyst efficiency by limiting  $\text{Mo}-\text{N}_{\text{amide}}$  protonation or dissociation (Figure 20). In this effort, they synthesized a



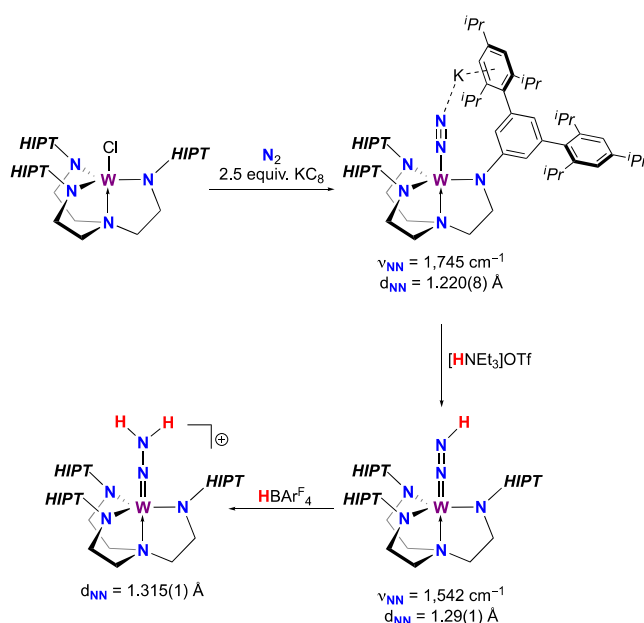
**Figure 20.** A calix[6]azacryptand ligand designed by the Schrock group aimed at protecting the reactive Mo active site for use in  $\text{N}_2\text{RR}$ .<sup>135</sup>

calix[6]azacryptand ligand ( $\text{CAC}(\text{OMe})_3$ ) that tethered the three HIPT triamidoamine ligand arms together.<sup>135</sup> The X-ray structure of the nitride complex,  $(\text{CAC}(\text{OMe})_3)\text{Mo}(\text{N})$ , confirmed that the three-amido arms were locked in the desired configuration. Unfortunately, this system was not active for catalytic  $\text{N}_2$  fixation, producing only 1.28 equiv of  $\text{NH}_3$  using  $[\text{Ph}_2\text{NH}_2]\text{OTf}$  (96 equiv) and  $\text{KC}_8$  (84 equiv). The yield under the standard conditions used for  $(\text{HIPTN}_3\text{N})\text{Mo}$  was not reported.

### 3.6. Schrock Work on W, Cr, and V

The Schrock group explored the  $(\text{HIPTN}_3\text{N})\text{M}$  platforms ( $\text{M} = \text{W}, \text{Cr}, \text{and V}$ ) for catalytic  $\text{N}_2\text{RR}$ , but without success.<sup>136–138</sup> In the case of tungsten, the preparative chemistry was found to be very similar to that for Mo (*vide supra*), with many candidate intermediates of  $\text{N}_2\text{RR}$  being readily synthesized (Figure 21). However, attempts to demonstrate catalytic nitrogen fixation resulted in only stoichiometric yields of  $\text{NH}_3$  (1.3–1.5 equiv). The authors attributed the inability of the  $(\text{HIPTN}_3\text{N})\text{W}$  system to serve as an  $\text{N}_2\text{RR}$  catalyst to a problematic redox couple for the ammonia adduct:  $[(\text{HIPTN}_3\text{N})\text{W}(\text{NH}_3)]^{+/0}$ .<sup>136</sup> It is much harder to reduce this species than its Mo analogue ( $-2.06$  V vs  $\text{Fc}^{+/0}$  compared to  $-1.63$  V vs  $\text{Fc}^{+/0}$ ).<sup>100</sup> Furthermore, chemical reduction does not lead to the neutral ammonia or  $\text{N}_2$  adduct hinting at undesired side reactivity.<sup>84</sup>

In the case of Cr,  $(\text{HIPTN}_3\text{N})$  complexes of both  $\text{Cr}^{\text{III}}$  and  $\text{Cr}^{\text{II}}$  proved unable to bind  $\text{N}_2$ . This contrasts directly with the behavior of the Mo and W complexes, which readily form dinitrogen complexes at these redox states, but is consistent with the lack of known  $\text{Cr}^{\text{II}}$  or  $\text{Cr}^{\text{III}}$  dinitrogen complexes. The authors speculate that the relatively slow binding of CO to the  $\text{HIPTN}_3\text{N}$ -complexes of  $\text{Cr}^{\text{II}}$  and  $\text{Cr}^{\text{III}}$  compared to that observed for Mo and W could be due to the high-spin nature of the Cr centers. The nitride complex,  $(\text{HIPTN}_3\text{N})\text{Cr}(\text{N})$ , was prepared via thermolysis of the corresponding azide complex (Figure 22). Reductive protonation of this species under their standard catalytic conditions led to the formation of 0.8 equiv of  $\text{NH}_3$ . This result suggests that downstream reduction steps are viable for  $(\text{HIPTN}_3\text{N})\text{Cr}$ , but presumably the lack of  $\text{N}_2$  uptake short-circuits catalysis.<sup>137</sup>



**Figure 21.** Synthesis of candidate  $\text{N}_x\text{H}_y$  intermediates on  $(\text{HIPTN}_3\text{N})\text{W}$  relevant to  $\text{N}_2$  fixation. Note: this system produces only stoichiometric yields of  $\text{NH}_3$  (1.3–1.5 equiv).<sup>136</sup>

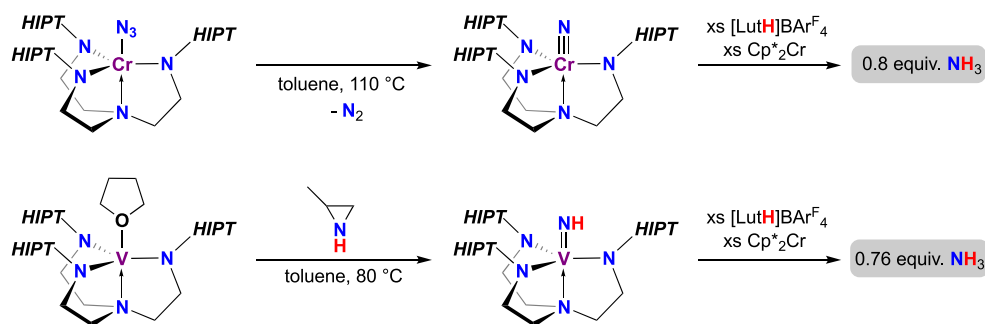
To compare V, the complex  $(\text{HIPTN}_3\text{N})\text{V}(\text{THF})$  was prepared. Dinitrogen binding was only observed upon reduction to the anionic state,  $[(\text{HIPTN}_3\text{N})\text{V}(\text{N}_2)]^-$ , which required the use of  $\text{KC}_8$  (as opposed to  $\text{Cp}^*\text{Cr}$ ). Attempts to use the latter as a precatalyst for nitrogen fixation under the standard Schrock-type conditions were unsuccessful (0.2 equiv of  $\text{NH}_3$ ). The  $(\text{HIPTN}_3\text{N})\text{V}(\text{NH})$  complex could be prepared either via reaction of the  $\text{V}(\text{THF})$  species with methylaziridine (Figure 22) or via reaction of the  $\text{V}(\text{NH}_3)$  with base and oxidant. Its use as a precatalyst led to the formation of 0.78 equiv of  $\text{NH}_3$  akin to results obtained with  $(\text{HIPTN}_3\text{N})\text{Cr}(\text{N})$  discussed above. This again points to the challenge of  $\text{N}_2$ -uptake, at least using the original catalytic conditions with  $\text{Cp}^*\text{Cr}$  as the reductant.<sup>138</sup> A computational study of this system posited several reasons to explain its inefficiency. In particular, the study pointed to the lower basicity of the various  $\text{N}_2$ -fixation intermediates which might lead to increased preference for ligand protonation, the lesser thermodynamic driving force for  $\text{N}-\text{N}$  bond cleavage, and the persistent challenge of exchanging  $\text{NH}_3$  for  $\text{N}_2$ .<sup>139</sup>

### 3.7. Third Generation Schrock Systems (Tridentate Platforms)

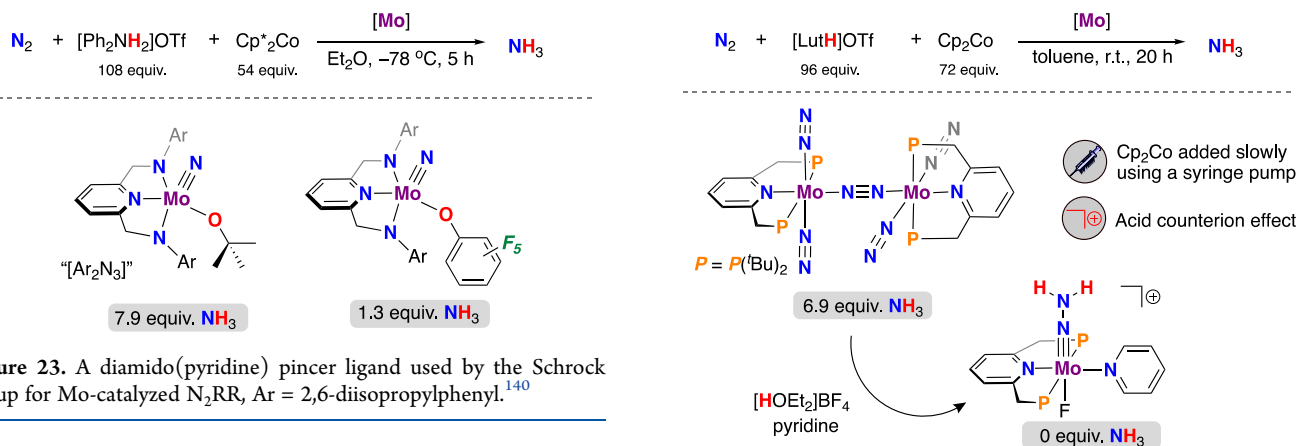
Recently, Schrock and co-workers have exploited a geometrically distinct, diamido(pyridine) pincer framework, for Mo catalyzed  $\text{N}_2$  fixation (Figure 23).<sup>140</sup> In 2017, they reported that the diamido(pyridine) ligand,  $[2,6-(\text{ArNCH}_2)_2\text{NC}_5\text{H}_3]^{2-}$  ( $\text{Ar}_2\text{N}_3$ ,  $\text{Ar} = 2,6$ -diisopropylphenyl), can be used to prepare  $(\text{Ar}_2\text{N}_3)\text{Mo}(\text{N})(\text{O}^t\text{Bu})$ . Reaction of this nitride with 108 equiv of  $[\text{Ph}_2\text{NH}_2]\text{OTf}$  and 54 equiv of  $\text{Cp}^*\text{Co}$  (conditions discovered in the context of Fe-catalyzed  $\text{N}_2\text{RR}$ , *vide infra*) gave 7.9 equiv of  $\text{NH}_3$ . By contrast,  $[\text{Ar}_2\text{N}_3]\text{Mo}(\text{N})(\text{OC}_6\text{F}_5)$  was not competent for catalysis (1.3 equiv of  $\text{NH}_3$  under same conditions). The authors suggested that the  $^t\text{BuO}$  fragment in the more active species might be more readily converted to a  $\text{Mo}(\text{OH})$  or  $\text{Mo}(\text{O})$  unit, which is the catalytically active species.

A series of stoichiometric experiments were performed to shed light on the mechanism by which  $(\text{Ar}_2\text{N}_3)\text{Mo}(\text{N})(\text{O}^t\text{Bu})$





**Figure 22.** Synthesis of  $(\text{HIPTN}_3\text{N})\text{Cr}(\text{N})$  and  $(\text{HIPTN}_3\text{N})\text{V}(\text{NH})$  and their reductive protonation to give 0.8 and 0.76 equiv of  $\text{NH}_3$ , respectively. These results demonstrate that catalytic  $\text{N}_2\text{RR}$  is not accessible with these species, but downstream functionalization reactions are productive.<sup>137,138</sup>



**Figure 23.** A diamido(pyridine) pincer ligand used by the Schrock group for Mo-catalyzed  $\text{N}_2\text{RR}$ , Ar = 2,6-diisopropylphenyl.<sup>140</sup>

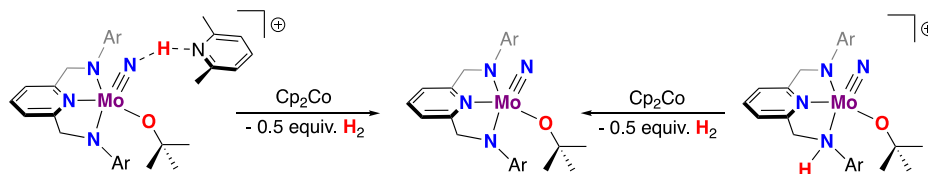
facilitates  $\text{N}_2\text{RR}$  (Figure 24). Reaction of this species with the relevant acid,  $[\text{H}_2\text{NPh}_2]^+\text{OTf}^-$ , was found to protonate a ligand Mo–N amido linkage. By contrast, use of the weaker/bulkier (and catalytically ineffective) acid,  $[\text{LutH}]^+\text{OTf}^-$ , was found to provide an adduct species via a hydrogen-bond to the nitride (*vide supra*).<sup>130</sup> Treatment of either of these species with  $\text{Cp}_2\text{Co}$  resulted in the reformation of  $(\text{Ar}_2\text{N}_3)\text{Mo}(\text{N})(\text{O}^t\text{Bu})$ , presumably via the loss of a half-equivalent of  $\text{H}_2$ , though this was not confirmed. The authors speculated that this reaction pointed to the possibility of PCET reactivity during  $\text{N}_2\text{RR}$ , but this has not been confirmed.

#### 4. NISHIBAYASHI'S LOW-VALENT Mo-PHOSPHINE SYSTEMS

##### 4.1. Description of the Original System and Key Findings

In 2010, Nishibayashi and co-workers introduced a dinuclear molybdenum system as an  $\text{N}_2$  fixation (pre)catalyst (Figure 25).<sup>51</sup> Specifically, a PNP-based (PNP = 2,6-bis(di-*tert*-butylphosphinomethyl)pyridine) complex  $(\text{PNP})\text{MoCl}_3$  was prepared and reduced to the corresponding dinitrogen Mo(0) complex,  $[(\text{PNP})\text{Mo}(\text{N}_2)_2]_2(\mu\text{-N}_2)$ , through reaction with NaHg amalgam (terminal  $\nu_{\text{NN}} = 1936 \text{ cm}^{-1}$ ). Use of adamantyl-

or isopropyl-substituents in lieu of the *tert*-butyl groups did not provide the analogous Mo(0) complexes, highlighting the critical role of the P-substituent. In a trial experiment,  $\text{N}_2$  reduction was assayed using  $[\text{LutH}]\text{OTf}$  (96 equiv) and  $\text{Cp}_2\text{Co}$  (72 equiv) as proton and electron sources in toluene at room temperature. Notably, a solution of the reductant was added slowly over the course of the reaction by syringe pump to prevent rapid recombination of electron and proton sources. Altogether, this mixture produced 11.8 equiv of  $\text{NH}_3$  (6.9 equiv per Mo); using larger quantities of acid and reductant (266 equiv and 288 equiv, respectively) produced 23.2 equiv of  $\text{NH}_3$  (11.6 equiv per Mo). Similar activity was found using  $\text{Cp}^*\text{Cr}$ , though use of less reducing  $\text{Cp}_2\text{Cr}$  produced no  $\text{NH}_3$ . The optimal acid was found to be  $[\text{LutH}]\text{OTf}$ , with  $\text{Cl}^-$  and  $\text{BARF}_4^-$  counteranions providing significantly less  $\text{NH}_3$  (0.7 and 2.7 equiv of  $\text{NH}_3$ , respectively). Other Mo complexes, such as *cis*-Mo(-



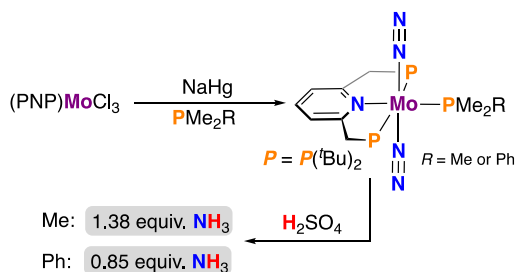
**Figure 24.** Reaction of  $(\text{Ar}_2\text{N}_3)\text{Mo}(\text{N})(\text{O}^t\text{Bu})$  with  $[\text{H}_2\text{NPh}_2]^+$  results in protonation of a Mo–N<sub>amido</sub> arm whose product is shown to the right, and use of  $[\text{LutH}]^+$  results in hydrogen-bond formation with the nitride shown on the left. Following reduction, each of these complexes releases  $\text{H}_2$  to provide the starting material shown in the center.<sup>130</sup>

or isopropyl-substituents in lieu of the *tert*-butyl groups did not provide the analogous Mo(0) complexes, highlighting the critical role of the P-substituent. In a trial experiment,  $\text{N}_2$  reduction was assayed using  $[\text{LutH}]\text{OTf}$  (96 equiv) and  $\text{Cp}_2\text{Co}$  (72 equiv) as proton and electron sources in toluene at room temperature. Notably, a solution of the reductant was added slowly over the course of the reaction by syringe pump to prevent rapid recombination of electron and proton sources. Altogether, this mixture produced 11.8 equiv of  $\text{NH}_3$  (6.9 equiv per Mo); using larger quantities of acid and reductant (266 equiv and 288 equiv, respectively) produced 23.2 equiv of  $\text{NH}_3$  (11.6 equiv per Mo). Similar activity was found using  $\text{Cp}^*\text{Cr}$ , though use of less reducing  $\text{Cp}_2\text{Cr}$  produced no  $\text{NH}_3$ . The optimal acid was found to be  $[\text{LutH}]\text{OTf}$ , with  $\text{Cl}^-$  and  $\text{BARF}_4^-$  counteranions providing significantly less  $\text{NH}_3$  (0.7 and 2.7 equiv of  $\text{NH}_3$ , respectively). Other Mo complexes, such as *cis*-Mo(-

**Figure 25.** Nishibayashi's first generation,  $\{[(\text{PNP})\text{Mo}(\text{N}_2)_2]_2(\mu\text{-N}_2)\}$   $\text{N}_2\text{RR}$  catalyst. In these reactions,  $\text{Cp}_2\text{Co}$  was added via syringe pump and the acid counterion had a marked effect on the performance. Protonation of  $[(\text{PNP})\text{Mo}(\text{N}_2)_2]_2(\mu\text{-N}_2)$  using  $[\text{HOEt}_2]^+\text{BF}_4^-$  provided a hydrazido(2-) Mo complex.<sup>51</sup>

$\text{Me}_2\text{Ph}_4(\text{N}_2)$  and *trans*- $\text{Mo}(\text{N}_2)(\text{dppe})_2$  (*dppe* = 1,2-bis(diphenylphosphino)ethane), gave only stoichiometric quantities of  $\text{NH}_3$ . To probe potential catalytic intermediates,  $[(\text{PNP})\text{Mo}(\text{N}_2)_2](\mu\text{-N}_2)$  was treated with  $[\text{HOEt}_2]\text{BF}_4$  in pyridine, providing the cationic hydrazido adduct,  $[(\text{PNP})\text{Mo}(\text{NNH}_2)(\text{F})(\text{pyr})]\text{BF}_4$  (*pyr* = pyridine, Figure 25). Early on, the authors posited that this reaction proceeds through a mononuclear Mo complex, invoking a series of six stepwise proton and electron transfers, though this hypothesis was later subjected to refinement (*vide infra*). Notwithstanding, in 2011, this represented the most active catalytic method of accessing  $\text{NH}_3$  directly from  $\text{N}_2$  using soluble acid and reducing equivalents with a molecular species.

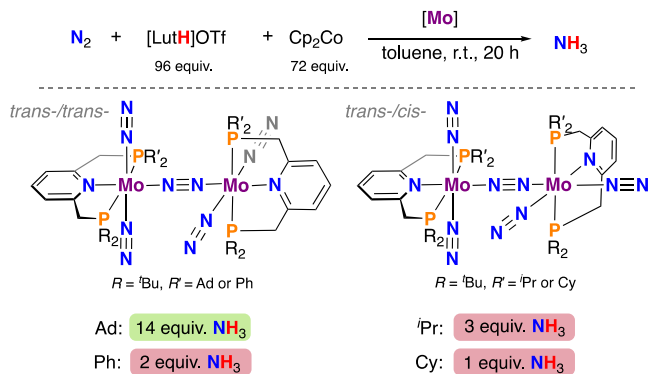
Further studies were performed using phosphine adducts of the aforementioned PNP-pincer complexes.<sup>141</sup> In a follow-up contribution, Arashiba et al. showed that reduction of the corresponding  $(\text{PNP})\text{MoCl}_3$  precursors with NaHg amalgam in the presence of  $\text{PMe}_2\text{R}$  (*R* = Me or Ph) provided  $(\text{PNP})\text{Mo}(\text{N}_2)_2(\text{PMe}_2\text{R})$  (Figure 26). Initial protonation studies using



**Figure 26.** Protonation studies of six-coordinate  $(\text{PNP})\text{Mo}(\text{N}_2)_2(\text{PMe}_2\text{R})$  complexes gave 1.38 (*R* = Me) and 0.85 (*R* = Ph) equiv of  $\text{NH}_3$ .<sup>141</sup>

excess sulfuric acid ( $\text{H}_2\text{SO}_4$ ) revealed that these derivatives produced 1.38 and 0.85 equiv of  $\text{NH}_3$ , respectively. Under catalytic conditions, the  $\text{PMe}_2\text{Ph}$  derivative produced only a small amount of  $\text{NH}_3$  (0.2 equiv).

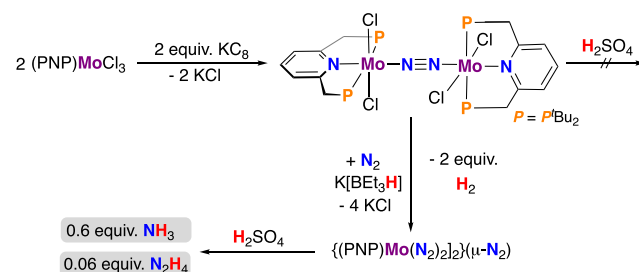
Examination of phosphine *R* group also provided information into the influence of the PNP coordination mode (Figure 27).<sup>141</sup> A variety of unsymmetrical PNP-based ligands were prepared, featuring *R* = *t*Bu groups positioned on one phosphine arm and one of *R'* = Ad, *t*Bu, *t*Pr, or Cy on the other. In all cases, the



**Figure 27.** Modification of ligand phosphine substituent gave different  $\text{Mo}_2(\mu\text{-N}_2)$  isomers. For *R* = *t*Bu, *R'* = Ad or Ph, *trans*-/*trans*- is observed, while for *R* = *t*Bu, *R'* = *t*Pr or Cy, *trans*-/*cis*- is observed. The *R* = *t*Bu, *R'* = Ad substituted phosphine provides the highest yield of  $\text{NH}_3$  (14 equiv) during  $\text{N}_2\text{RR}$ .<sup>141</sup>

corresponding  $(\text{PNP})\text{MoCl}_3$  precursors were accessed and reduced under standard NaHg amalgam conditions, giving binuclear  $[\text{Mo}]$  complexes having one of two geometries. In the first, the two terminal  $\text{N}_2$  units remain characteristically *trans*-disposed (*R* = *t*Bu, *R'* = Ad or Ph) and in the second, the two terminal  $\text{N}_2$  groups are mixed. Both *trans*- and *cis*- geometries were found; both geometries feature a bridging  $\text{N}_2$  unit. Subjecting the four of these catalysts to a solution of  $[\text{LutH}]\text{OTf}$  (96 equiv) and addition of  $\text{Cp}_2\text{Co}$  (72 equiv) via syringe pump over 1 h produces between 1 and 14 equiv of  $\text{NH}_3/\text{Mo}$  center—the greatest yields were observed for the catalysts containing *R'* = *t*Bu or Ad groups. Naturally, the phosphine *R* groups have a profound influence on downstream  $\text{Mo}(\text{N}_x\text{H}_y)$  adducts, causing either enhanced or decreased activity. This work highlights the subtle nuances of ligand design and shows that larger *R* groups are more adept at protecting the reactive Mo core.

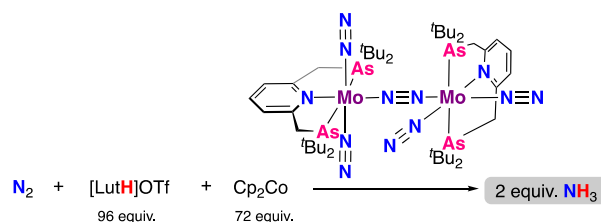
In an effort to develop catalytic  $\text{N}_2\text{RR}$  using  $\text{N}_2$  and  $\text{H}_2$  under mild reaction conditions, the Nishibayashi group studied the reactivity of molybdenum complexes with hydride reagents to generate on-cycle catalytic dinitrogen complexes (Figure 28).<sup>142</sup>



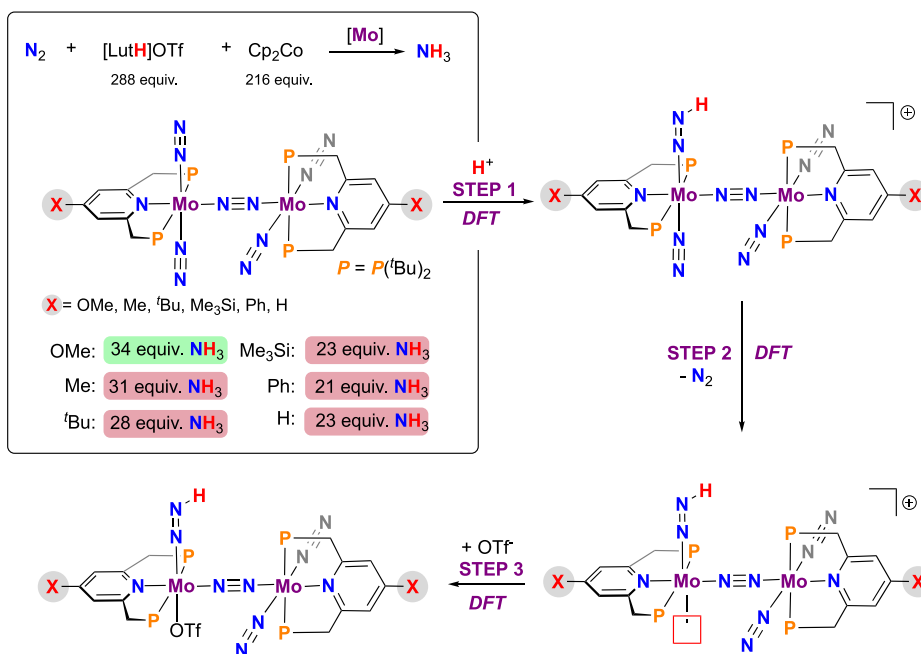
**Figure 28.** On-cycle  $(\text{PNP})\text{Mo}(\text{N}_2)$  complexes can be generated through  $\text{H}_2$  evolution from their respective halide precursors.<sup>142</sup>

For this reason, Arashiba et al. showed that reduction of  $[(\text{PNP})\text{MoCl}_3]$  (*R* = *t*Bu) with  $\text{KC}_8$  produces a  $\mu\text{-N}_2$  bridged dimolybdenum precursor,  $\{[(\text{PNP})\text{Mo}(\text{Cl})_2]_2\}(\mu\text{-N}_2)$  (Figure 28). Treatment of this precursor with  $\text{KB(Et)}_3$  results in formation of the dinitrogen complex,  $\{[(\text{PNP})\text{Mo}(\text{N}_2)_2]_2\}(\mu\text{-N}_2)$  as well as 2 equiv of  $\text{H}_2$ . Reaction of  $\{[(\text{PNP})\text{Mo}(\text{Cl})_2]_2\}(\mu\text{-N}_2)$  with excess  $\text{H}_2\text{SO}_4$  provides fixed nitrogen products (cf. 0.6 equiv of  $\text{NH}_3$ , 0.06 equiv of  $\text{N}_2\text{H}_4$  for  $\{[(\text{PNP})\text{Mo}(\text{N}_2)_2]_2\}(\mu\text{-N}_2)$ ). This reaction demonstrates that  $[\text{Mo}]$ -halide bonds can be cleaved by way of hydride reagents, allowing for access to on-path  $[\text{Mo}]\text{-N}_2$  complexes by way of  $\text{H}_2$  elimination.

In 2013, a modified ligand was reported where the ligand pincer phosphine donors were changed to arsine donors, which feature a larger element and are poorer  $\sigma$ -donating/ $\pi$ -accepting ability (Figure 29).<sup>143</sup> The ANA pincer ligand was prepared and coordinated to molybdenum; reduction provided a *cis*-/*trans*- $\text{N}_2$



**Figure 29.** Arsine analogues of the PNP class of ligands have been prepared, though Mo complexes of these ligands are not active for catalytic  $\text{N}_2\text{RR}$  under the conditions tested.<sup>143</sup>



**Figure 30.** Ligand modifications have been targeted by changing the ligand 4-X group. The reaction scheme depicts the first three steps relevant to catalytic  $\text{N}_2$ RR as calculated by DFT (1)  $\text{N}_\beta$  protonation, (2)  $\text{N}_2$  dissociation, and (3) triflate coordination.<sup>82</sup>

dimolybdenum complex having  $\nu_{\text{NN}} = 1904 \text{ cm}^{-1}$  for the  $\mu\text{-N}_2$  ligand (cf.  $\nu_{\text{NN}} = 1890 \text{ cm}^{-1}$  for the PNP analogue,  $\{[\text{PNP}]\text{Mo}(\text{N}_2)_2\}_2(\mu\text{-N}_2)$  ( $\text{R} = ^t\text{Bu}$ ). In the presence of  $\text{PMe}_3$ , a phosphine complex,  $[\text{ANA}]\text{Mo}(\text{N}_2)_2\text{PMe}_3$  was isolated. Despite producing similar amounts of  $\text{NH}_3$  (cf. the PNP system) when exposed to excess  $\text{H}_2\text{SO}_4$  (ca. 0.6 equiv of  $\text{NH}_3$ ), catalysis was nonproductive using  $\{[\text{ANA}]\text{Mo}(\text{N}_2)_2\}_2(\mu\text{-N}_2)$  ( $\text{R} = ^t\text{Bu}$ ) and varying equivalents of  $\text{Cp}_2\text{Co}$  and  $[\text{LuH}]\text{OTf}$ , producing only 2 equiv of  $\text{NH}_3$ . This data point contrasts with the PNP-based system where 12 equiv of  $\text{NH}_3$  was observed under similar conditions. The previously formed unsymmetrical phosphine complexes that contained *trans*-/*cis*- $\text{N}_2$  units were also ineffective for catalysis ( $\text{R} = ^t\text{Bu}$ ,  $\text{R}' = ^i\text{Pr}$  (3 equiv of  $\text{NH}_3$ ),  $\text{Cy}$  (1 equiv of  $\text{NH}_3$ )).

#### 4.2. Mechanistic Conclusions That Can Be Drawn and Uncertainties

Next, the effect of substitution at the 4-position of PNP ligands having  $\text{P}^t\text{Bu}_2$  groups was explored (Figure 30).<sup>82</sup> The installation of both electron-donating and -withdrawing groups was carried out, with the hypothesis that electron-donating groups would increase  $\text{N}_2$  activation and thus accelerate  $\text{N}_\beta$  protonation. From this design perspective, five candidate  $[(^4\text{-XPNP})\text{Mo}(\text{N}_2)_2]_2(\mu\text{-N}_2)$  complexes were prepared having  $\text{X} = \text{Ph, Me}_3\text{Si, } ^t\text{Bu, Me, and OMe}$  groups at the 4-position. Structurally, no distinct differences were observed from the parent ( $\text{X} = \text{H}$ ) system. As judged by IR spectroscopy, substitution of more electron-donating groups provides a more activated  $\text{N}_2$  entity ( $\nu_{\text{NN}}$  (terminal) =  $1932 \text{ cm}^{-1}$  for  $\text{X} = \text{OMe}$  vs  $1944 \text{ cm}^{-1}$  for  $\text{X} = \text{H}$ ). All of these species are catalytically active for  $\text{NH}_3$  formation, resulting in 28 and 31 equiv of  $\text{NH}_3$  for the  $^t\text{Bu}$ - and  $\text{Me}$ -substituted PNP ligands, respectively, using 216 equiv of  $\text{Cp}_2\text{Co}$  and 288 equiv of  $[\text{LuH}]\text{OTf}$ . The greatest amount of  $\text{NH}_3$  is formed when  $\text{R} = \text{OMe}$  (34 equiv) under the same conditions.

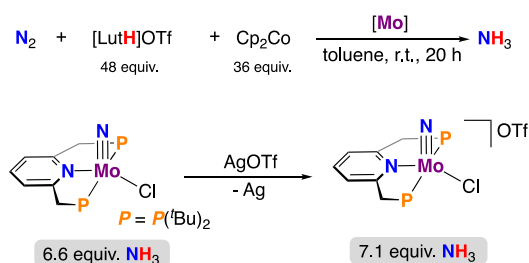
The study of  $\text{N}_2$  reduction catalysis using density functional theory provided insight into the high barrier by which initial  $\text{N}_\beta$  protonation occurs (Figure 30). This process involves three

steps, (1) protonation to give a Mo diazenido,  $\text{Mo}(\text{NNH})$ , followed by (2) displacement of the *trans*- $\text{N}_2$  ligand, and (3) attack of a triflate ( $\text{OTf}^-$ ) unit—the final two steps offsetting the high endothermicity of the first. In terms of phosphine R group, installation of  $^t\text{Bu}$  best stabilizes the protonated diazenido intermediate and was found to have the lowest energy pathway. Substitution of an electron-donating group at the PNP 4-position is also thought to accelerate  $\text{N}_\beta$  protonation due to  $\text{N}_2$  activation.

To test the importance of reductant concentration on the catalytic behavior of the 4-OMe catalyst,  $\text{Cp}_2\text{Co}$  was added over a longer period of time (5 h vs 1 h) and gave a greater amount of  $\text{NH}_3$  (36 equiv), suggesting a longer catalyst lifetime. Increasing the amount of acid ( $[\text{LuH}]\text{OTf}$ : 480 equiv) and reductant ( $\text{Cp}_2\text{Co}$ : 360 equiv) provides 52 equiv of  $\text{NH}_3$ . In terms of reductant and acid optimization, it was found that  $\text{Cp}^*\text{Cr}$  has a negligible effect on reaction outcome, while use of  $[\text{LuH}]\text{OTf}$  ( $\text{pK}_a = 5.46$  in  $\text{H}_2\text{O}$ ) provides only a stoichiometric amount of  $\text{NH}_3$ . Use of a weaker acid,  $[\text{LuH}]\text{OTf}$  ( $\text{pK}_a = 7.55$  in  $\text{H}_2\text{O}$ ) gives only 10 equiv of  $\text{NH}_3$ . Given the highly active nature of the 4-OMe catalyst, mechanistic studies comparing the 4-OMe PNP catalyst and the parent PNP catalyst were carried out. From these, it was determined that when  $\text{X} = \text{H}$  the reaction is first order in Mo, while when  $\text{X} = \text{OMe}$  the reaction is zeroth order in Mo, suggesting different rate-determining steps (the reaction order with respect to reductant was found to be first order in both cases). At present, it is unclear how such a mechanism can be zeroth order in Mo. Dihydrogen yields were also measured, showing that  $\text{X} = \text{OMe}$  not only produces the highest quantity of  $\text{NH}_3$  but also the lowest quantity of  $\text{H}_2$ . Performing the reaction under a partial  $\text{H}_2$  atmosphere results in lower activity for  $\text{NH}_3$  formation for the 4-OMe catalyst (96:4  $\text{N}_2/\text{H}_2$  – 23 equiv of  $\text{NH}_3$ ), indicating that  $\text{H}_2$  inhibits  $\text{NH}_3$  formation—a conclusion that has been drawn for other synthetic nitrogenases ( $\text{N}_2$ ases).<sup>107</sup> Overall, substitution at the 4-position of the PNP ligand was found to have a marked effect on  $\text{N}_2$  reduction selectivity, allowing for rate enhancement of the

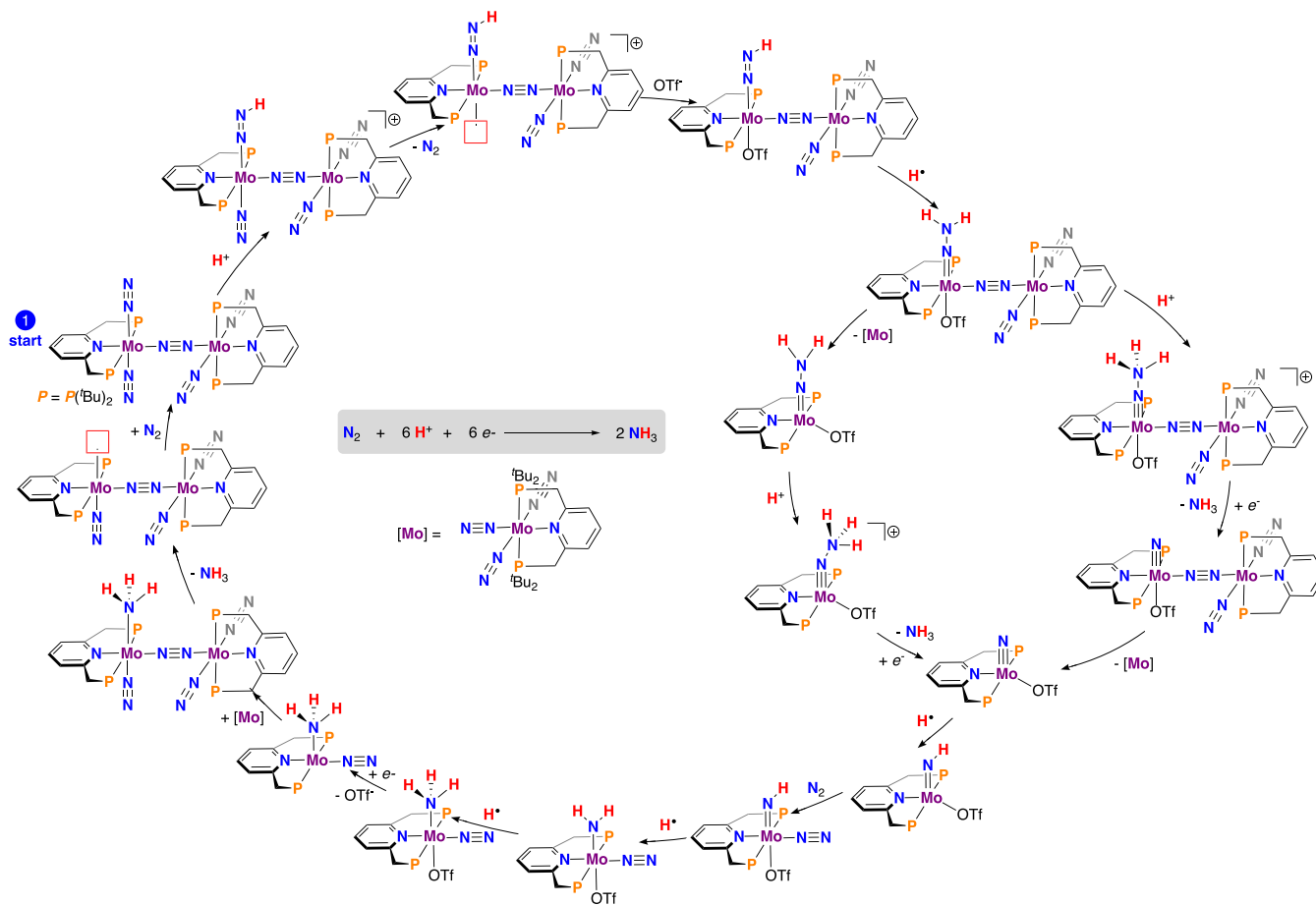
first protonation event and suppression of molecular hydrogen formation.

In 2014, Tanaka et al. explored the use of mononuclear molybdenum nitrides for catalytic N<sub>2</sub>RR (Figure 31).<sup>83</sup>



**Figure 31.** Mononuclear PNP-ligated molybdenum nitrides are active for catalytic N<sub>2</sub> fixation using [LutH]<sup>+</sup> (48 equiv) and Cp<sub>2</sub>Co (36 equiv).<sup>83</sup>

Treatment of Mo(Cl)<sub>3</sub>(THF)<sub>3</sub> with Me<sub>3</sub>SiN<sub>3</sub> at 50 °C for 1 h, followed by addition of the PNP ligand, gave (PNP)Mo(N)(Cl)<sub>2</sub>, which served as a synthetic precursor to related species including (PNP)Mo(N)(Cl), [(PNP)Mo(N)(Cl)]OTf, and [(PNP)Mo(NH)(pyr)(Cl)]OTf (pyr = pyridine). Of these compounds, only (PNP)Mo(N)(Cl) and the oxidized product, [(PNP)Mo(N)(Cl)]OTf, exhibited catalytic efficacy (6.6 and 7.1 equiv of NH<sub>3</sub>).



**Figure 32.** Complete calculated N<sub>2</sub>RR cycle for Nishibayashi's dinuclear Mo<sub>2</sub> complexes. [Mo] = (PNP)Mo(N)<sub>2</sub>.<sup>83</sup>

In view of this result, DFT calculations were performed to assess the relevancy of [(PNP)Mo(N)]OTf or related complexes to the observed catalysis<sup>83</sup> (Figure 32). The initial pathway was calculated to be similar to that outlined above (Figure 30), with a dinuclear molybdenum complex being protonated initially, and then breaking up upon a third (reductive) protonation step to liberate NH<sub>3</sub> and a terminal nitride product, [(PNP)Mo(N)]OTf. The latter is a competent precatalyst, and, following a series of reductive protonation steps, (PNP)Mo(NH<sub>3</sub>) is generated and combines with (PNP)Mo(N<sub>2</sub>)<sub>3</sub> to regenerate a μ-bridged N<sub>2</sub> complex; NH<sub>3</sub> can be replaced by N<sub>2</sub> in this species to restart the catalytic cycle. (PNP)Mo(N<sub>2</sub>)<sub>3</sub> itself is not thought to be catalytically competent. Instead, the authors suggest that the terminal N<sub>2</sub> ligand that undergoes monoprotection (the first step of the cycle) must be that of a dimolybdenum complex, with electron transfer from an adjacent Mo center preactivating the Mo(N<sub>2</sub>) fragment. This is an interesting hypothesis that provides an opportunity for future experimental studies.

Redox-active subunits have also been incorporated within the PNP ligand framework by the Nishibayashi group to canvass possible advantages of placing a redox relay close to the catalytic active site (Figure 33).<sup>144</sup> The direct incorporation of metallocene subunits such as ferrocene and ruthenocene in the *trans*-/*trans*-N<sub>2</sub> (PNP)dimolybdenum framework was found to have a negligible effect on the degree of N<sub>2</sub> activation as judged by IR spectroscopy; derivatives featuring ethylene or phenylene linkers to the metallocene subunits also showed



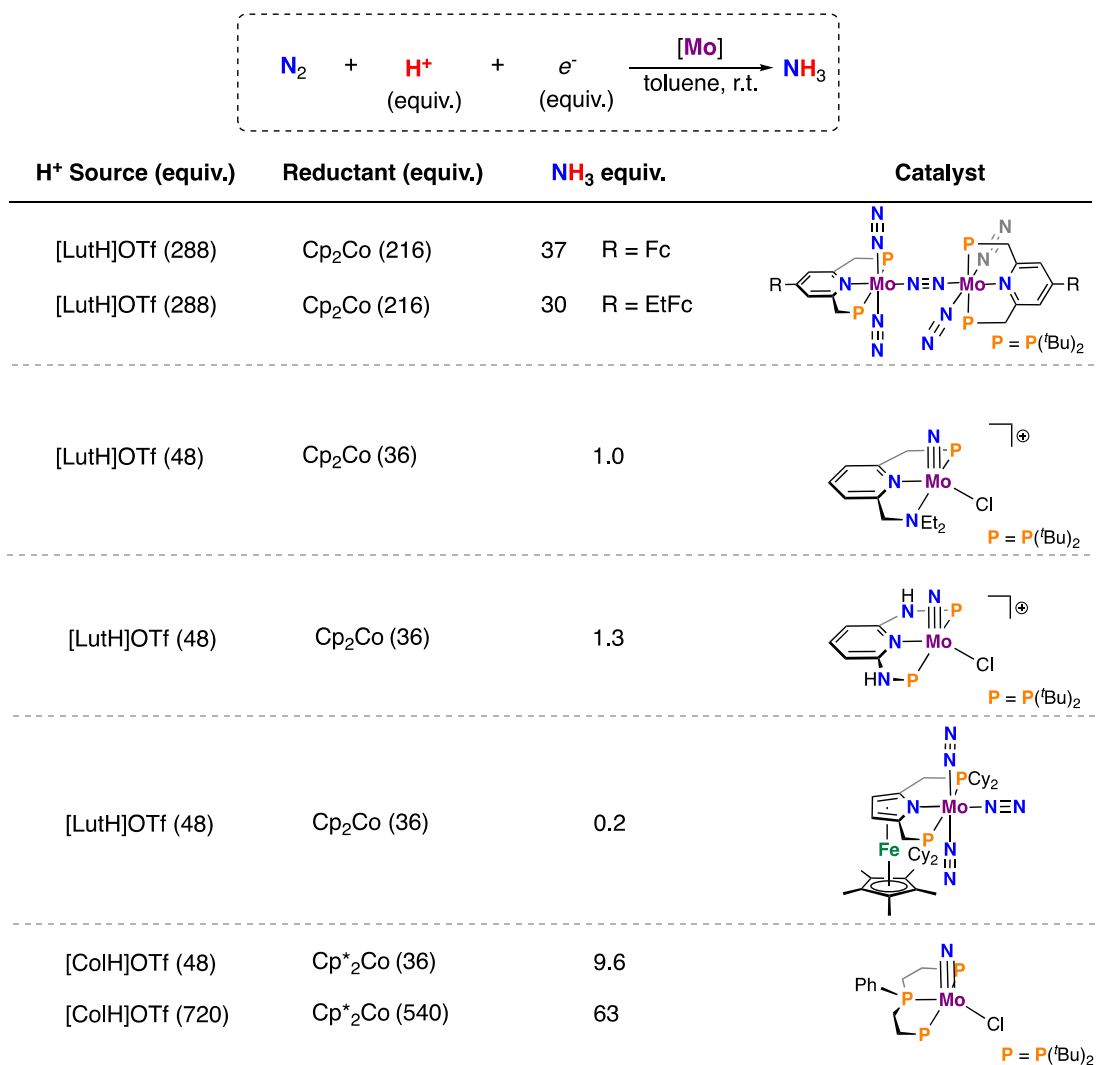


Figure 33. A survey of Nishibayashi's Mo complexes for catalytic N<sub>2</sub>RR. Fc = ferrocene, EtFc = ethylferrocene.<sup>83,84,144–146</sup>

similar activation. Cyclic voltammetry revealed marked shifts in the  $E_{1/2}$  associated with the Fe(II/III) couple compared to free ferrocene, consistent with electronic communication between Fe and Mo; spectroelectrochemistry demonstrated low energy transitions in the near-IR (800–1800 nm), consistent with Fe-to-Mo charge transfer (MMCT). The degree of electronic communication was weaker when a linking (ethylene or phenylene) group was present.

In terms of catalysis, it was found that the ferrocene-appended catalyst gave 37 equiv of NH<sub>3</sub>, compared with 23 equiv of NH<sub>3</sub> under the same conditions where X = H (Figure 33). Control experiments employing the X = H parent catalyst in the presence of exogenously added ferrocene gave only 21 equiv of NH<sub>3</sub>, suggesting that synthetic integration of the redox-active subunit may have some benefit. From a DFT study, one step that was suggested to be dramatically affected by inclusion of a metallocene within the catalyst framework concerns reduction of the hydrazidium, [Mo(NNH<sub>3</sub>)]<sup>+</sup>, complex, better enabling release of NH<sub>3</sub> and Mo(N). Azaferrocene-based PNP Mo complexes have also been employed to survey their efficacy for catalytic N<sub>2</sub> fixation, but they were not successful under the conditions explored.<sup>145</sup>

PNN-based Mo complexes have also been studied by Nishibayashi and co-workers, especially for derivatives featuring

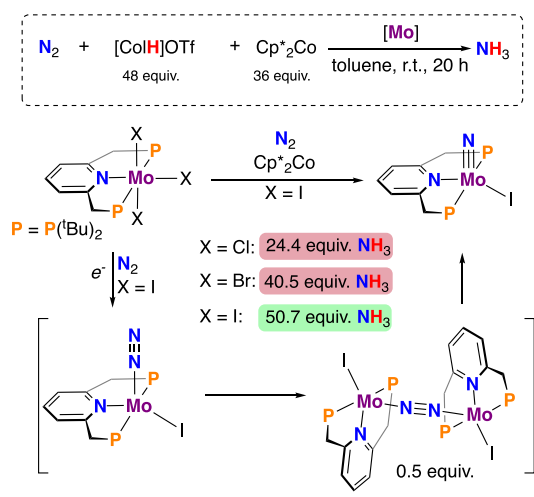
the PNN ligand 2-(di-*tert*-butylphosphinomethyl)-6-(diethylaminomethyl)pyridine (Figure 33).<sup>146</sup> (PNN) Mo(N<sub>2</sub>)<sub>2</sub>(PMe<sub>2</sub>R) (R = Ph or Me) derivatives were accessed by reduction of the (PNN)Mo(Cl)<sub>3</sub> precursor and treatment with PMe<sub>2</sub>R. The PNN ligand was observed to be a stronger donor ligand than the corresponding PNP ligand, as judged by N<sub>2</sub> stretching frequencies (1877 cm<sup>-1</sup> vs 1915 cm<sup>-1</sup> for the PNP ligand). However, treatment of these complexes, or the corresponding nitride derivatives, with excesses of reductants and acids (e.g., 36 equiv of Cp<sub>2</sub>Co, 48 equiv of [LutH]OTf failed to reveal catalytic activity (Figure 33)). Other PNP ligands, such as *N,N'*-bis(di-*tert*-butyl-phosphino)-2,6-diaminopyridine and 2,6-bis(diadamantyl-phosphinomethyl)pyridine, have also been used to access terminal molybdenum nitrides of the type [(PNP)Mo(N)(Cl)]BAR<sub>4</sub><sup>F</sup>; however, these adducts produced little NH<sub>3</sub> (1.3 and 1.8 equiv., respectively) when exposed to 36 equiv of Cp<sub>2</sub>Co and 48 equiv of [LutH]OTf.<sup>147</sup>

PPP-pincer ligands were next targeted as promising candidates for catalysis (Figure 33).<sup>84</sup> Despite difficulties in synthesizing the N<sub>2</sub>-bridged dimolybdenum PPP-pincer complex, the terminal nitrides, (PPP)Mo(N)(Cl) and [(PPP)Mo(N)(Cl)]BAR<sub>4</sub><sup>F</sup>—akin to those prepared in the PNP systems<sup>83</sup>—were accessible. Exposure of the cationic Mo nitride to [LutH]OTf (48 equiv) and 36 equiv of Cp\*<sub>2</sub>Co produced 6.1

equiv of  $\text{NH}_3$ , whereas  $\text{Cp}^*_2\text{Cr}$  and  $\text{Cp}_2\text{Co}$  were far less effective reductants. However, the use of  $[\text{CoH}]\text{OTf}$  ( $\text{CoH} = 2,4,6$ -trimethylpyridinium) as the acid produced 9.6 equiv of  $\text{NH}_3$ , and the addition of much higher amounts of reductant and acid (540 equiv of  $\text{Cp}^*_2\text{Co}$  and 720 equiv of  $[\text{CoH}]\text{OTf}$ ) produced as many as 63 equiv of  $\text{NH}_3$ .

### 4.3. Catalyst Redesign and Keys to Achieving Higher Turnover Numbers

In 2017, Nishibayashi and co-workers proposed that a reactive terminal  $(\text{PNP})\text{Mo}(\text{N})$  could be formed via cleavage of a bridging dinitrogen unit, thus circumventing the formation of early protonation intermediates such as diazenido, hydrazido, and hydrazidium (Figure 34).<sup>81</sup> Use of  $(\text{PNP})\text{Mo}(\text{I})_3$  as a



**Figure 34.** Proposed pathway for reductive cleavage of  $\text{N}_2$  to form a terminal nitride,  $(\text{PNP})\text{Mo}(\text{N})(\text{I})$ , of relevance to catalytic  $\text{N}_2\text{RR}$ . The observed reactivity profile is  $\text{I}$  (50.7 equiv of  $\text{NH}_3$ ) >  $\text{Br}$  (40.5 equiv of  $\text{NH}_3$ ) >  $\text{Cl}$  (24.4 equiv of  $\text{NH}_3$ ).<sup>81</sup>

precursor afforded access to  $(\text{PNP})\text{Mo}(\text{N})(\text{I})$  following reduction by  $\text{Cp}^*_2\text{Co}$ . By contrast, reduction of the chloride-containing species,  $(\text{PNP})\text{MoCl}_3$ , with  $\text{NaHg}$  amalgam produced  $[(\text{PNP})\text{Mo}(\text{N}_2)_2]_2(\mu\text{-N}_2)$ , thus highlighting the importance of the  $\text{Mo}$ -halide starting material and reductant. Using  $(\text{PNP})\text{Mo}(\text{I})_3$  as a (pre)catalyst, treatment with standard loadings of 36 equiv of  $\text{Cp}^*_2\text{Co}$  and 48 equiv of  $[\text{CoH}]\text{OTf}$  gave 10.9 equiv of  $\text{NH}_3$ , while  $(\text{PNP})\text{Mo}(\text{N})(\text{I})$  gave 12.2 equiv of  $\text{NH}_3$ . Under similar conditions,  $[(\text{PNP})\text{Mo}(\text{N}_2)_2]_2(\mu\text{-N}_2)$  gave 7.1 equiv of  $\text{NH}_3$ .  $[\text{LutH}]\text{OTf}$  was not applicable as an acid source when using  $(\text{PNP})\text{Mo}(\text{I})_3$  as the (pre)catalyst.

Much higher loadings established the viability of truly impressive turnover numbers. For example, the use of 2160 equiv of  $\text{Cp}^*_2\text{Co}$  and 2880 equiv of  $[\text{CoH}]\text{OTf}$  gave the highest amount of  $\text{NH}_3$  (415 equiv), more than 35 times greater yield than achieved by  $[(\text{PNP})\text{Mo}(\text{N}_2)_2]_2(\mu\text{-N}_2)$  under similar acid and reductant loadings. A lower amount of ammonia was produced using  $(\text{PNP})\text{Mo}(\text{Br})_3$  (40.5 equiv of  $\text{NH}_3$ ) or  $(\text{PNP})\text{Mo}(\text{Cl})_3$  (24.4 equiv of  $\text{NH}_3$ ) when compared with  $(\text{PNP})\text{Mo}(\text{I})_3$  (50.7 equiv of  $\text{NH}_3$ ). In all cases, the catalysis showed little competing dihydrogen formation.

The proposed catalytic cycle, which warrants additional experimental support, invokes reduction of  $(\text{PNP})\text{Mo}(\text{X})_3$  to give  $[(\text{PNP})\text{Mo}(\text{X})]_2(\mu\text{-N}_2)$ , from which  $(\text{PNP})\text{Mo}(\text{N})(\text{X})$  is then formed (Figure 34). Following a series of stepwise reductive protonation steps  $(\text{PNP})\text{Mo}(\text{NH}_3)(\text{X})$  is generated,

which then loses  $\text{NH}_3$  and (re)binds  $\text{N}_2$  to restart the catalytic cycle. This cycle is interesting to consider by comparison to a distal (or alternating) pathway for  $\text{N}_2$  reduction via discrete one-electron/one-proton steps, as it features fewer protonated intermediates. Moreover, this work points to the viability of halide precatalysts for generating on-path intermediates.

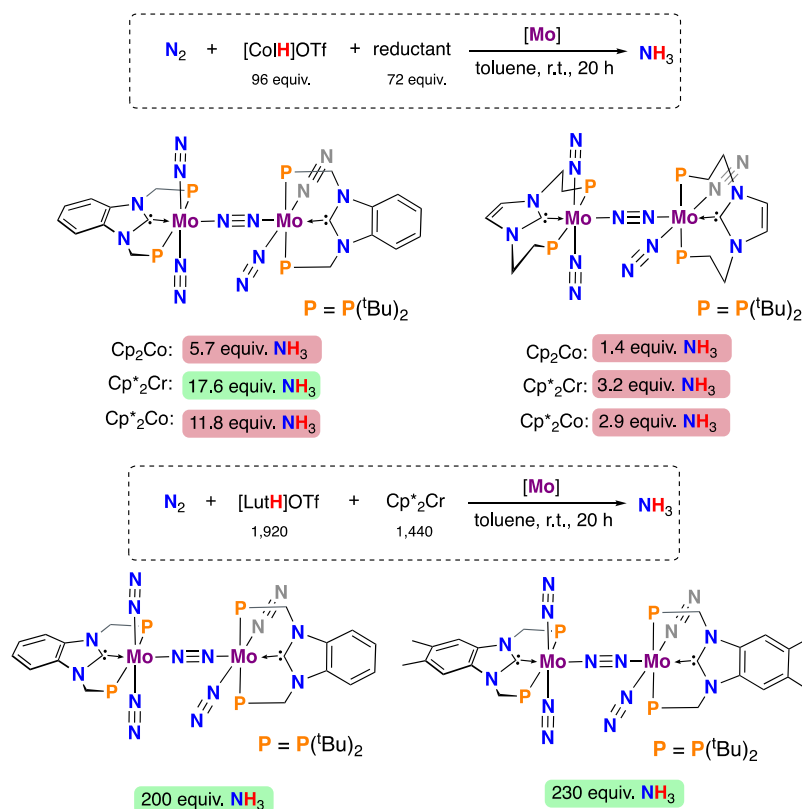
The Nishibayashi group has more recently reported catalytic studies with a variety of molybdenum triiodide complexes containing nearly all of the PNP permutations discussed above, (including different phosphine substituents ( $(^R\text{PNP})\text{Mo}(\text{I})_3$ ,  $\text{R} = \text{H}$ ,  $\text{R}' = \text{tBu}$ ,  $\text{Ad}$ ,  $\text{Pr}$ , or  $\text{Ph}$ ) or different groups at the 4-position of the central ring of the ligand ( $(^X\text{PNP})\text{Mo}(\text{I})_3$ ,  $\text{X} = \text{Ph}$ ,  $\text{Me}$ ,  $\text{OMe}$ ,  $\text{Fc}$ , or  $\text{Rc}$ ,  $\text{R}' = \text{tBu}$ ).<sup>148</sup> Interestingly, and in contrast to the  $\text{Mo}_2(\mu\text{-N}_2)$  complexes discussed previously, the highest quantity of  $\text{NH}_3$  was obtained when  $\text{X} = \text{Ph}$ . To rationalize this observation, it was proposed that  $(\text{PNP})\text{Mo}(\text{I})_3$  and  $[(\text{PNP})\text{Mo}(\text{N}_2)_2]_2(\mu\text{-N}_2)$  operate via different rate-determining steps (RDS). In the molybdenum iodide system, electron-withdrawing groups are thought to promote an RDS involving reduction of a cationic “ $\text{Mo}(\text{NH}_y)$ ” fragment, while in the  $\text{Mo}_2(\mu\text{-N}_2)$  system, electron-donating groups are thought to promote an RDS involving  $\text{N}_\beta$  protonation.

PCP-type pincer ligands, comprised of both  $N$ -heterocyclic carbene and diphosphine donors, have also been explored by the Nishibayashi group in an effort to evaluate  $\text{N}_2\text{RR}$  catalysis performance (Figure 35).<sup>149</sup> Two such ligands: 1,3-bis(2-(di-*tert*-butylphosphino)methyl)benzimidazol-2-ylidene ( $^{\text{BIm}}\text{PCP}$ ) and 1,3-bis(2-(di-*tert*-butylphosphino)ethyl)imidazol-2-ylidene ( $^{\text{Im}}\text{PCP}$ ) were prepared, from which  $(^R\text{PCP})\text{Mo}(\text{Cl})_3$  ( $\text{R} = \text{BIm}$  or  $\text{Im}$ ) precursors were accessed. Reduction using  $\text{NaHg}$  amalgam provided the  $\mu\text{-N}_2$  molybdenum complexes  $[(^R\text{PCP})\text{Mo}(\text{N}_2)_2]_2(\mu\text{-N}_2)$ , for which the IR spectrum provides signals at  $1978\text{ cm}^{-1}$  and  $1911\text{ cm}^{-1}$ , respectively. The catalytic utility of these compounds was next interrogated using a mixture of  $[\text{LutH}]\text{OTf}$  (96 equiv) and metallocene (72 equiv); the metallocene was added in toluene via syringe pump. After optimization, it was found that pairing larger amounts of reductant ( $\text{Cp}^*_2\text{Cr}$ : 1440 equiv) and acid ( $[\text{LutH}]\text{OTf}$ : 1920 equiv) with the 5,6-dimethylbenzimidazol-2-ylidene catalyst afforded the maximum (up to 115 equiv) amount of ammonia.

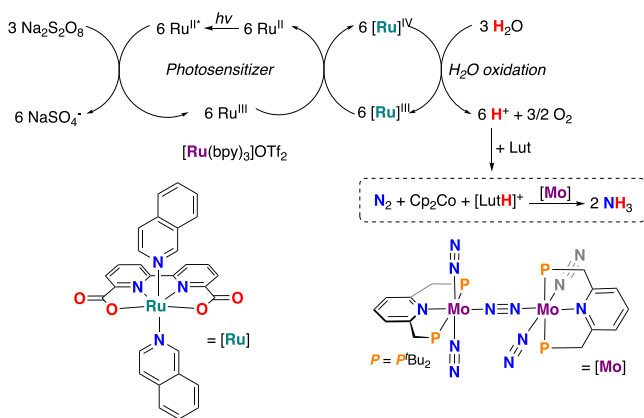
In an effort to use  $\text{H}_2\text{O}$  as a proton source, Nishibayashi and co-workers have explored coupling water oxidation with nitrogen fixation (Figure 36).<sup>150</sup> In a model study, water oxidation was performed using ceric ammonium nitrate ( $[\text{Ce}(\text{NO}_3)_6](\text{NH}_4)_2$ ) and a Ru complex,  $\text{Ru}(\text{bda})(\text{isoq})_2$  ( $\text{bda} = 2,2'$ -bipyridine-6,6'-dicarboxylate,  $\text{isoq} = \text{isoquinoline}$ ) to generate  $\text{O}_2$  and  $\text{H}^+$ . Addition of lutidine formed  $[\text{LutH}]^+$ , which, upon combination with  $\text{Cp}_2\text{Co}$  in the presence of  $[(\text{PNP})\text{Mo}(\text{N}_2)_2]_2(\mu\text{-N}_2)$ , generated 8.5 equiv of  $\text{NH}_3$ ; this compares well with 9.7 equiv of  $\text{NH}_3$  that was observed when purified  $[\text{LutH}]\text{OTf}$  was used. Using larger amounts of reagent resulted in up to 17.1 equiv of  $\text{NH}_3$ . Visible light-driven water oxidation was also studied using  $\text{Na}_2\text{S}_2\text{O}_8$  as a sacrificial oxidizing reagent and  $[\text{Ru}(\text{bpy})_3]\text{OTf}$  ( $\text{bpy} = 2,2'$ -bipyridine) as the photosensitizer. Using the same catalyst, 6.0 equiv of  $\text{NH}_3$  was observed following sequestration of the solvated  $\text{HOTf}$  with lutidine and addition of  $\text{Cp}_2\text{Co}$ ; it was proposed that sulfate inhibits the formation of  $\text{NH}_3$  from  $\text{N}_2$ .

### 4.4. New Conditions Lead to Remarkable Rate and Efficiency

Very recently, Nishibayashi and co-workers have exploited  $\text{SmI}_2$  as a reductant compatible with polar, protic  $\text{H}^+$  donors (e.g.,

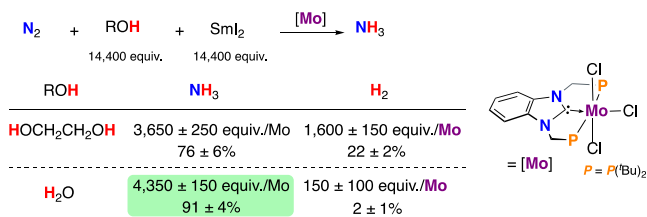


**Figure 35.** PCP-type pincer ligands featuring *N*-heterocyclic carbene donors are useful for N<sub>2</sub>RR in the presence of [CoH]OTf (96 equiv) and reductant (72 equiv); Cp\*<sub>2</sub>Cr was found to be most effective for both classes of catalyst.<sup>149</sup>



**Figure 36.** Efforts toward using H<sub>2</sub>O as a proton source in N<sub>2</sub>RR. Water oxidation was performed using [Ru(bpy)<sub>3</sub>]<sup>+</sup>OTf<sub>2</sub> as a photooxidant, peroxydisulfate as a sacrificial reductant, and a Ru complex, [Ru(bda)(isoq)<sub>2</sub>] (bda = 2,2'-bipyridine-6,6'-dicarboxylate, isoq = isoquinoline), as the water oxidation catalyst. The generated acid was trapped using lutidine to give [LutH]<sup>+</sup>, which enabled N<sub>2</sub>RR catalysis by (PNP)Mo.<sup>150</sup>

alcohols or water) (Figure 37).<sup>79</sup> Related approaches have been gaining in popularity for the reduction of organic molecule substrates owing to the dramatic O–H bond weakening that occurs upon coordination of the alcohol or water to the Sm(II) center.<sup>151–154</sup> This is an exciting result that opens up a new approach for the study of N<sub>2</sub>RR catalysts that shows great promise. Indeed, the selectivity for NH<sub>3</sub> and total turnover number demonstrated in this recent report are remarkable. Using the (<sup>BMim</sup>PCP)Mo(Cl)<sub>3</sub> (<sup>BMim</sup>PCP = 5,6-dimethyl-1, 3-bis((di-tert-butylphosphino)methyl)benzimidazol-2-ylidene)



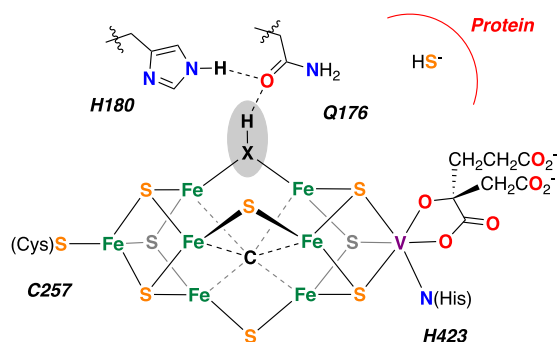
**Figure 37.** Remarkable efficiencies were achieved using a Sm/alcohol mixture for N<sub>2</sub>RR. This reaction is proposed to occur via PCET. Use of H<sub>2</sub>O (14 400 equiv) and SmI<sub>2</sub> (14 400 equiv). gave ca. 4350 equiv of NH<sub>3</sub>.<sup>79</sup>

precatalyst, reaction of N<sub>2</sub> with SmI<sub>2</sub> and ethylene glycol generates NH<sub>3</sub> at a turnover frequency (TOF) of 117 min<sup>-1</sup>. Water can also be used in this reaction; treatment of N<sub>2</sub> with a [Mo]-precatalyst, SmI<sub>2</sub> (14 400 equiv), and H<sub>2</sub>O (14 400 equiv) in THF at room temperature for 4 h gives 4350 equiv of NH<sub>3</sub> (91%).

## 5. ACHIEVING NITROGEN FIXATION CATALYSIS AT Fe

For decades, Mo had played center stage in the modeling of biological nitrogenases, owing in part to its early discovery within the MoFe variant.<sup>48</sup> The initially unexpected presence of Mo, the sensitivity of nitrogenase performance to alterations near Mo, and the early success in developing model systems, led to a strong emphasis on this metal as the site of N<sub>2</sub>RR. Then, in 1986, it was discovered that there was a vanadium-dependent nitrogenase, VFe,<sup>155</sup> and subsequently in 1988, the existence of an all Fe biological nitrogenase was disclosed.<sup>156</sup> Subsequent study of the biological nitrogenases has led to the conclusion that they are likely structurally (and potentially mechanistically)

similar.<sup>11,36,157–159</sup> In particular, recent spectroscopic and crystallographic evidence has begun to emerge in both the MoFe and VFe nitrogenases that the site of  $N_2$ -binding and functionalization is likely to be at an Fe site. In particular, both the Rees and Einsle groups have obtained structures that demonstrate sulfide-loss and ligand binding between  $Fe_2$  and  $Fe_6$  (Figure 38).<sup>160,161</sup> Meanwhile, Hoffman, Seefeldt, and co-

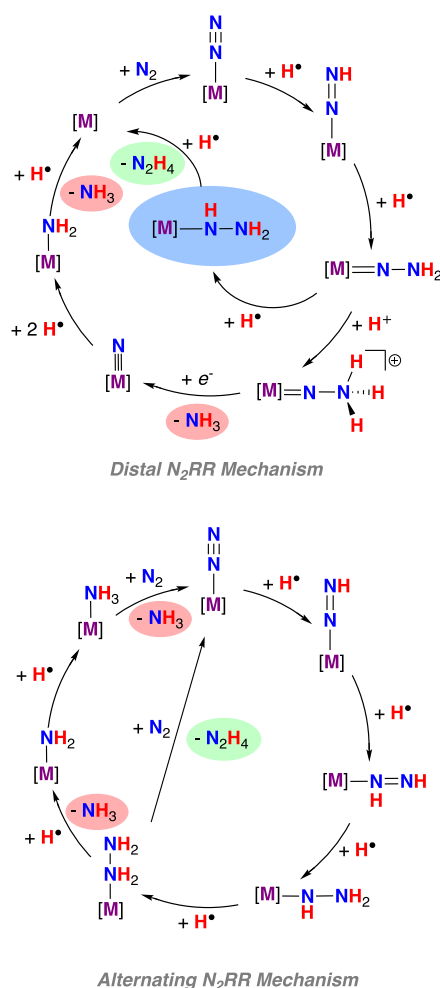


**Figure 38.** Structure of a recently reported, proposed intermediate of VFe-nitrogenase, featuring removal of a bridging sulfide as  $SH^-$  and the identification of a  $\mu_2$ -bridging light atom in its place. The light atom (X) has been hypothesized to be the N atom of an imido ligand.<sup>161</sup> Further studies are needed to validate this assignment.

workers have established that reductive elimination of bridging iron hydrides may be essential to  $N_2$  binding in all three biological nitrogenases.<sup>158,159,162</sup>

The discovery of new nitrogenases expanded the focus not only from Mo to other metals, but also from  $NH_3$  to another  $N_2$  fixation product,  $N_2H_4$ . In 1991, Dilworth and co-workers discovered that the VFe-nitrogenase, unlike MoFe-nitrogenase, released  $N_2H_4$  as a product of  $N_2$  reduction, particularly at higher temperature.<sup>163</sup> In this initial publication, they proposed that VFe-nitrogenase can access two routes to fixed nitrogen products from a common hydrazido(2-) ligand. The first is a further  $N_\beta$ -functionalization (forming  $M(NNH_3)$ ) and subsequent N–N bond cleavage to release  $NH_3$ , in a Chatt-like mechanism, while the other pathway would involve double  $N_\alpha$ -functionalization leading to  $M(NHNH_2)$  then  $M(NH_2NH_2)$  and ultimately  $N_2H_4$  release (Figure 39). This proposal disappeared relatively quickly from the literature (though it has been recently revisited by Peters and co-workers, and termed a “hybrid” mechanism, *vide infra*) and was replaced by a mechanistic scenario typically referred to as the alternating mechanism. In this latter mechanism, the second functionalization occurs at  $N_\alpha$  rather than  $N_\beta$ , leading to a characteristic diazene ( $HNNH$ ) intermediate. Indeed, this mechanism was popularized by the Hoffman group after the observation that diazene (and related derivatives) were substrates of FeMo-nitrogenase and led to the formation of a cofactor-bound intermediate that could be detected by ENDOR spectroscopy.<sup>164,165</sup> They hypothesized that further reduction of diazene to hydrazine would occur via alternating  $N_\beta$ - and  $N_\alpha$ -functionalization. In a general sense, such a hydrazine-bound intermediate could then be released, protonated to release  $N_2H_5^+$ , or undergo protolytic cleavage to form  $NH_3$  and  $M(NH_2)$ . Still, to date, no fixed  $N_xH_y$  intermediate has been definitively assigned in a biological nitrogenase and mechanistic uncertainty remains.

In response to the growing evidence for the biological importance of Fe and mechanistic diversity in nitrogen fixation, inorganic chemists have articulated both multi-Fe<sup>166,167</sup> and

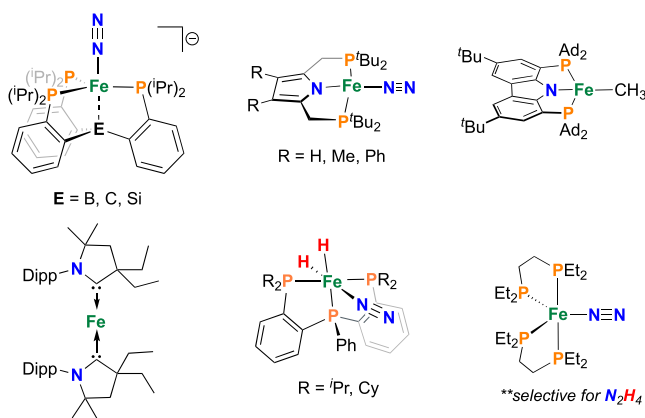


**Figure 39.** (Top) Outer cycle depicts the distal or Chatt-cycle for  $N_2RR$ .<sup>30</sup> Central intermediate (highlighted in blue) represents a “hybrid” mechanism for  $N_2RR$ , which may be relevant in both biological<sup>163</sup> and synthetic<sup>109,114</sup> nitrogenases; (bottom) the alternating mechanism for the reduction of  $N_2$  to  $NH_3$  or  $N_2H_4$ .<sup>164,165</sup>

single-Fe<sup>168</sup> hypotheses for nitrogen fixation, as well as approaches to interrogate mechanisms for nitrogen fixation that account for both  $NH_3$  and  $N_2H_4$  formation.<sup>25,109</sup> To support these hypotheses, researchers have developed a number of systems to achieve  $N_2$ -binding and functionalization, as well as the synthesis and interconversion of potential late-stage intermediates.<sup>26,29,169–171</sup> However, the lack of early progress on both protonation reactions of  $Fe(N_2)$  complexes that led to identifiable intermediates or the development of catalytic systems for  $N_2$ -to- $NH_3$  conversion that featured Fe, left a notable gap for the field until relatively recently.<sup>17</sup>

Since 2013, there has been a surge in the discovery of catalytically active systems (Figure 40)<sup>18,80,115,116,172–175</sup> and the identification of protonated intermediates from  $Fe(N_2)$  complexes.<sup>109,113,176,177</sup> Indeed, many of the types of species and reactivity patterns of synthetic, homogeneous Mo model chemistry in the context of nitrogen fixation have now been demonstrated for Fe as well. This body of work adds chemical evidence to the growing weight of biological evidence that Fe is capable of  $N_2$ -to- $NH_3$  conversion when supplied with the appropriate  $H^+/e^-$  source and unravels the historical bias that Mo is somehow unique in its ability to mediate  $N_2RR$  via cycles such as those shown in Figure 39.<sup>16,17</sup>





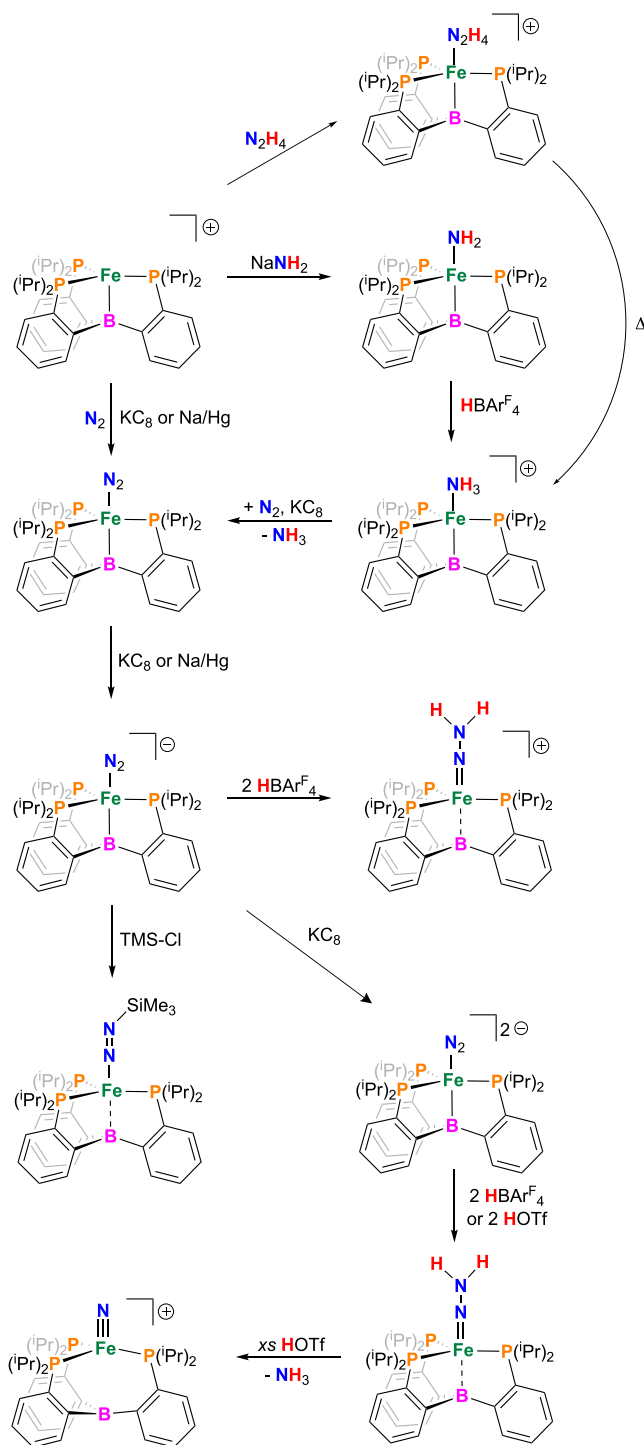
**Figure 40.** Homogeneous Fe complexes reported to mediate catalytic  $N_2$ -to- $NH_3$  conversion; Dipp = 2,6-diisopropylphenyl.<sup>18,115,116,172,173,175,178–180</sup>  $[(depe)_2Fe(N_2)]^+$  (depe = diethylphosphinoethane) is instead selective for  $N_2H_4$ .<sup>174</sup>

### 5.1. Catalysis with a Trisphosphineborane Fe Species

In 2013, the Peters group reported that a tris(isopropylphosphino(*o*-phenylene)borane iron complex,  $(P_3^B)^Fe$ , was capable of catalytic nitrogen fixation.<sup>18</sup> This atrane system was initially targeted for catalytic nitrogen fixation due to its ability to stabilize a variety of nitrogen fixation intermediates. The  $P_3^B$  ligand reacts with  $FeBr_2$  in the presence of Fe powder to form  $(P_3^B)^Fe(Br)$ , a valuable synthon.<sup>112</sup> This complex could then be reduced by stoichiometric sodium naphthalenide to give the  $Fe(N_2)$  complex ( $\nu_{NN} = 2011\text{ cm}^{-1}$ , Figure 41). Reaction with excess sodium naphthalenide led to formation of the anionic  $Fe(N_2)$  complex ( $\nu_{NN} = 1877\text{ cm}^{-1}$ ), and encapsulation of the sodium with 12-crown-4 afforded a separated ion pair ( $\nu_{NN} = 1918\text{ cm}^{-1}$ ). In addition to activating  $\pi$ -accepting ligands,  $(P_3^B)^Fe$  was capable of stabilizing  $\pi$ -donating imido ligands (i.e.,  $(P_3^B)^Fe(NR)$   $R = \text{adamantyl, 4-methoxyphenyl}$ ) formed via reaction of  $(P_3^B)^Fe(N_2)$  with organoazides.<sup>112,113</sup>

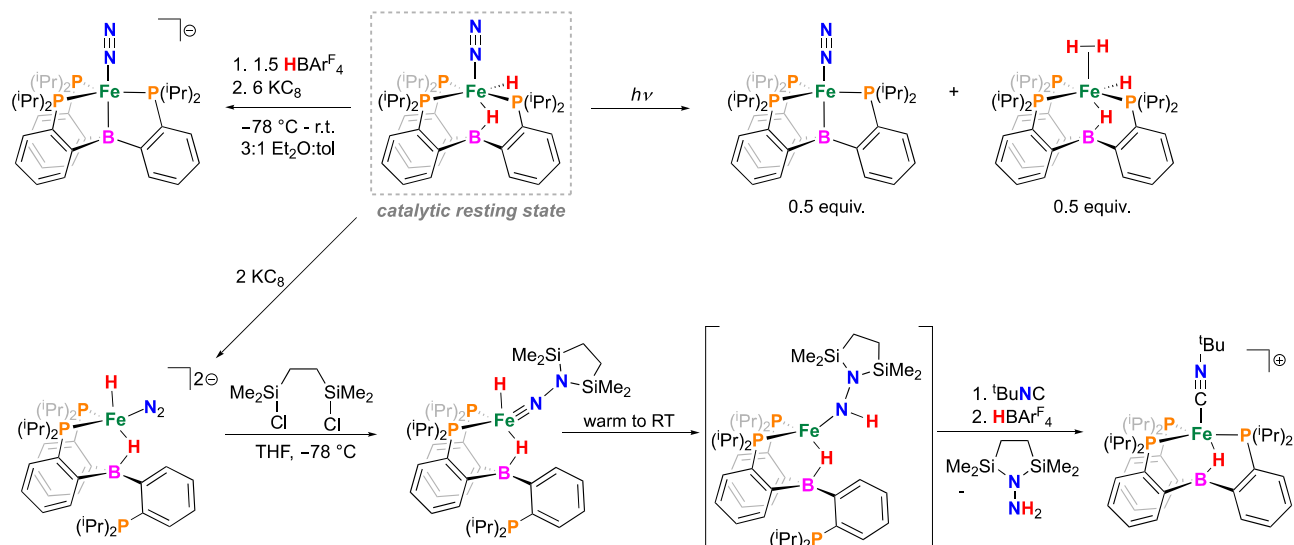
The functionalization of  $[(P_3^B)^Fe(N_2)]^-$  with electrophiles also led to the formation of  $Fe-N$  multiply bonded species.<sup>181</sup> In particular, reaction with  $TMSCl$  led to formation of the silyldiazenido, the solid-state structure of which reveals significant lengthening of the  $Fe-B$  interaction and the  $N-N$  bond and a contracted  $Fe-N$  bond. This flexibility of the  $Fe-B$  interaction in response to the apical ligand and redox state of the Fe has emerged as a key factor in stabilizing intermediates throughout the  $N_2$  fixation process (*vide infra*). The anionic silyldiazenido could be readily synthesized via reduction of this complex with  $Na/Hg$  amalgam. Likewise, difunctionalization of the  $N_2$  ligand could be achieved by reaction of  $(P_3^B)^Fe(Br)$  with excess  $Na/Hg$  and the disilylating reagent, 1,2-bis-(chlorodimethyl)silylthane. DFT calculations performed on this disilylhydrazido( $2-$ ) complex suggested that it has structural features similar to  $(P_3^B)^Fe(NR)$  species. As expected, calculations of the bond orders indicated that across the series:  $(P_3^B)^Fe(N_2) \rightarrow [(P_3^B)^Fe(N_2)]^- \rightarrow (P_3^B)^Fe(NNTMS) \rightarrow [(P_3^B)^Fe(NNTMS)]^- \rightarrow (P_3^B)^Fe(NN(SiR_3)_2)$  the  $Fe-N$  bond order increased from  $\sim 0.5$  to 2, with the  $N-N$  bond order concomitantly decreasing from  $\sim 2.6$  to 1.2. Considering the silyl groups as proton surrogates, these results suggested that  $(P_3^B)^Fe$  might support early nitrogen fixation intermediates.

Next, late nitrogen fixation intermediates were targeted for synthesis using the  $(P_3^B)^Fe$  platform.<sup>182</sup> Synthesis of the low-coordinate, cationic complex  $[(P_3^B)^Fe]^+$  provided access to a



**Figure 41.** Interconversion of different nitrogen fixation intermediates on the  $(P_3^B)^Fe$  platform.<sup>112,113,176,182</sup>

number of species that would be candidate downstream intermediates of catalytic nitrogen fixation, including  $[(P_3^B)^Fe(N_2H_4)]^+$ ,  $[(P_3^B)^Fe(NH_3)]^+$ , and  $(P_3^B)^Fe(NH_2)$ . Low temperature protonation of  $(P_3^B)^Fe(NH_2)$  with  $HBARF_4$  led to the quantitative formation of  $[(P_3^B)^Fe(NH_3)]^+$ . Reductive  $N_2$ -for- $NH_3$  substitution was then established by addition of  $KC_8$  to  $[(P_3^B)^Fe(NH_3)]^+$ , which provided  $(P_3^B)^Fe(N_2)$  quantitatively. These reactions demonstrated the final key steps of a hypothetical nitrogen-fixing cycle and suggested the possibility that  $HBARF_4$  and  $KC_8$  might be competent proton and electron



**Figure 42.** Reaction scheme showing synthetic conversions of the catalytic resting state,  $(P_3^{\mu-B-H})Fe(H)(N_2)$ , including an  $\alpha$ -hydride elimination step that leads to release of a hydrazine surrogate following acidic workup.<sup>173,175,184</sup>

sources to drive such a process, at least insofar as the productive cycle could compete with background hydrogen evolution.

In 2013, it was discovered that the reaction of  $[(P_3^B)Fe(N_2)]^-$  with 6 equiv of  $HBARF_4$  at low temperature, followed by warming and then adding 6 equiv of 1,8-bis(dimethylamino)naphthalene (Proton Sponge) resulted in the generation of  $\sim 35\%$   $[(P_3^B)Fe(NH_3)]^+$ ,  $\sim 40\%$   $[(P_3^B)Fe]^+$ , as well as several unidentified Fe-containing products.<sup>18</sup> Low temperature reaction with acid followed by  $KC_8$  led to the regeneration of  $[(P_3^B)Fe(N_2)]^-$ , suggesting that the system might indeed be amenable to catalysis (Figure 41). After screening a variety of solvents, temperatures, reductants, and acids, it was found that catalytic yields of  $NH_3$  ( $7.0 \pm 1$  equiv of  $NH_3$  per Fe,  $44 \pm 6\%$ ) could be formed in diethyl ether at  $-78^\circ C$  using  $HBARF_4$  (46 equiv) and  $KC_8$  (50 equiv) as the proton and electron sources, respectively. This provided the first demonstration that Fe could catalyze  $N_2$ -to- $NH_3$  conversion.<sup>18</sup> Worth underscoring is that it was surprising that  $HBARF_4$  and  $KC_8$  could provide an effective acid and reductant cocktail. It would have been reasonable to presume that essentially all of the acid would be reduced by  $KC_8$  to produce  $H_2$ . While such a reaction does occur, at  $-78^\circ C$  in  $Et_2O$  it is comparatively slow and the  $[(P_3^B)Fe(N_2)]^-$  catalyst is sufficiently competent to make  $N_2$ RR kinetically competitive.<sup>173</sup>

Additional mechanistic studies of this catalytic system were undertaken using kinetics and freeze-quench Mössbauer spectroscopy.<sup>173</sup> The catalytic reaction was found to be first order in Fe but zeroth order in acid, suggesting that the rate-limiting step likely involved either a reduction step or a ligand exchange process. The initial rate of  $NH_3$  formation was found to be  $1.2 \pm 0.1$  mol of  $NH_3$  mol of  $Fe^{-1} \text{ min}^{-1}$ , which was among the fastest rates for a synthetic system, despite the fact that the reaction was carried out at  $-78^\circ C$ .<sup>79</sup> Catalytic reactions with preadded  $NH_3$  demonstrated that the reaction was product-inhibited. This is perhaps not surprising given the slow kinetics of  $NH_3$  and  $N_2$  exchange observed in  $(HIPTN_3N)Mo$  systems<sup>110</sup> and points to a challenge for developing systems that can achieve substantially higher turnover numbers. Interestingly,  $(P_3^B)Fe$  was shown to catalyze both  $NH_3$  and  $H_2$  formation. This suggested that to achieve improved catalysis it would be necessary not only to limit background reactivity between the acid and the reductant,

but also to develop systems with improved intrinsic selectivity for  $NH_3$ .

Addition of further substrate ( $HBARF_4$  and  $KC_8$ ) following a standard catalytic run with  $(P_3^B)Fe$  furnished additional  $NH_3$ , suggesting that catalytically active " $(P_3^B)Fe$ " material was still present. To explore this further, freeze-quench Mössbauer spectra of the catalytic reaction at various time points were used to evaluate the evolution of the catalyst speciation. Spectra at early times ( $\sim 5$  min) revealed the formation of a previously characterized hydride/borohydride complex,  $(P_3^{\mu-B-H})Fe(H)(L)$  ( $L = N_2$  or  $H_2$ ). These derivatives were originally accessed via the addition of  $H_2$  to  $(P_3^B)Fe(N_2)$  (Figure 41).<sup>183</sup> At later reaction times ( $\sim 25$  min), the original  $[(P_3^B)Fe(N_2)]^-$  (pre)catalyst had reformed, consistent with the use of a modest excess of reductant. This result was in apparent contrast with initial results that had indicated  $(P_3^{\mu-B-H})Fe(H)(N_2)$  was inactive for catalysis; indeed, it was presumed it might be a catalyst poison. Its *in situ* generation and subsequent consumption, regenerating a substantial quantity of the  $[(P_3^B)Fe(N_2)]^-$  (pre)catalyst, suggested it to instead be an off-path intermediate that ties-up the catalyst. Consistent with this idea, it was shown that the addition of a toluene cosolvent to help solubilize  $(P_3^{\mu-B-H})Fe(H)(N_2)$  in  $Et_2O$  at  $-78^\circ C$  significantly improved its catalytic activity (up to  $5.6 \pm 0.9$  equiv of  $NH_3$  per Fe). This result supported that  $(P_3^{\mu-B-H})Fe(H)(N_2)$  can be converted back into an on-cycle intermediate and is therefore an off-path resting state of the system (Figure 42).

Understanding how the catalytic resting state,  $(P_3^{\mu-B-H})Fe(H)(N_2)$  returns to an on-cycle intermediate is of interest (Figure 42). One demonstrated pathway is that the sequential reaction of  $(P_3^{\mu-B-H})Fe(H)(N_2)$  with  $HBARF_4$  and  $KC_8$  in 3:1  $Et_2O$ /toluene at low temperature led to the reformation of  $[(P_3^B)Fe(N_2)]^-$  (presumably accompanied by  $H_2$  loss). It was also found that the reaction of  $(P_3^{\mu-B-H})Fe(H)(N_2)$  with  $KC_8$  led to the formation of a dianionic species,  $[(P_3^{\mu-B-H})Fe(H)(N_2)]^{2-}$ , in which one phosphine donor is dissociated from the iron center. The reaction of this dianionic species with silyl electrophiles at low temperature led to the formation of a disilylhydrazido(2-) species,  $(P_3^{\mu-B-H})Fe(H)(NNSi_2)$ . Upon warming, the Fe-H group was observed to migrate to  $N_\alpha$  giving a hydrazido(1-) ligand. The resulting hydrazido(1-) ligand

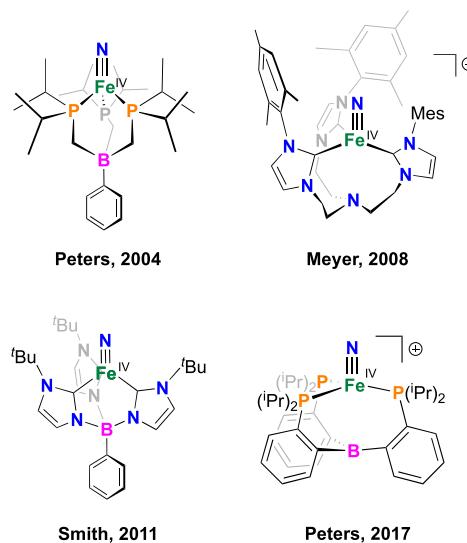
could then be protolytically released as a hydrazine derivative by reaction with  $\text{HBAr}^{\text{F}}_4$  in the presence of *tert*-butylisocyanide. This result,<sup>184</sup> along with those from other groups,<sup>185</sup> suggests that hydrides may be productively incorporated into fixed-N products, in addition to being lost as  $\text{H}_2$ .

It has recently been discovered that irradiation of  $(\text{P}_3^{\mu\text{-B-H}})\text{Fe}(\text{H})(\text{N}_2)$  with a Hg lamp for 10 min at  $-78^\circ\text{C}$  results in formation of  $(\text{P}_3^{\text{B}})\text{Fe}(\text{N}_2)$  along with  $(\text{P}_3^{\mu\text{-B-H}})\text{Fe}(\text{H}_2)(\text{H})$ . Such a process can improve overall catalysis by photo inducing an off-path species,  $(\text{P}_3^{\mu\text{-B-H}})\text{Fe}(\text{H})(\text{N}_2)$  to return to an on-path species,  $(\text{P}_3^{\text{B}})\text{Fe}(\text{N}_2)$ . Irradiation of catalytic runs led to an increased total turnover number ( $\sim+150\%$ ) for a given loading of acid and reductant using  $[(\text{P}_3^{\text{B}})\text{Fe}(\text{N}_2)]^-$  as the (pre)-catalyst.<sup>175</sup>

In the original catalytic report,<sup>18</sup> Peters and co-workers had noted that EPR spectra of the reaction of  $[(\text{P}_3^{\text{B}})\text{Fe}(\text{N}_2)]^-$  with excess acid, in the absence of added reductant or base, led to a new and intense  $S = 1/2$  EPR signature ( $\sim 85\%$  of the Fe present via spin-quantification). This new species was tentatively ascribed to  $[(\text{P}_3^{\text{B}})\text{Fe}(\text{NNH}_2)]^+$ , or possibly an isomer such as  $[(\text{P}_3^{\text{B}})\text{Fe}(\text{NHNH})]^+$ . To elucidate the chemical structure of this EPR-active intermediate, pulse EPR and XAS spectroscopic studies were undertaken.<sup>113</sup> Consistent with retention of the  $(\text{P}_3^{\text{B}})\text{Fe}$ -core, pulse EPR techniques revealed couplings to three phosphorus nuclei and a single boron nucleus. Additionally, protons (one more strongly and one more weakly coupled) and two coupled nitrogen nuclei were also identified. These data were consistent with formulation as either a hydrazido(2-) or an asymmetrically coordinated diazene ( $\text{HNNH}$ ) ligand. X-ray absorption spectroscopy (XAS) revealed a short Fe–N bond (1.64 Å), consistent with bond lengths previously observed for disilylhydrazido(2-) and related imido species in the  $\text{P}_3^{\text{B}}\text{Fe}$ -system.<sup>112,181</sup> Thus, this species was assigned as  $[(\text{P}_3^{\text{B}})\text{Fe}(\text{NNH}_2)]^+$ .<sup>113</sup> It was the first iron species to be characterized in which an  $\text{N}_2$  ligand had been protonated to an  $\text{Fe}(\text{N}_x\text{H}_y)$  product, and the product is clearly an intermediate of a distal pathway.

The distinction between limiting distal and alternating pathways has already been discussed and is an issue that has been much discussed with respect to Fe- and Mo-mediated nitrogen fixation, both with respect to the enzymatic process and in synthetic catalysts. While interconversion between these limiting pathways may also be operative (*vide infra*),<sup>22</sup> probing whether N–N bond cleavage occurred early (forming a nitride and ammonia) or late (forming an amide and ammonia) in this catalyst system was of interest. The ability to generate  $[(\text{P}_3^{\text{B}})\text{Fe}(\text{NNH}_2)]^+$  led to studies to probe the viability of an early N–N cleavage step to generate  $[(\text{P}_3^{\text{B}})\text{Fe}(\text{N})]^+$ , consistent with a distal pathway. The reaction of  $[(\text{P}_3^{\text{B}})\text{Fe}(\text{NNH}_2)]^+$  with excess acid did not lead to N–N bond cleavage, likely because  $[(\text{P}_3^{\text{B}})\text{Fe}(\text{NNH}_2)]^+$  is a very poor base. Thus, its one-electron reduced congener was targeted. To achieve this,  $[(\text{P}_3^{\text{B}})\text{Fe}(\text{N}_2)]^-$  was first further reduced by  $\text{KC}_8$  to its dianionic derivative,  $[(\text{P}_3^{\text{B}})\text{Fe}(\text{N}_2)]^{2-}$  ( $\nu_{\text{NN}} = 1836\text{ cm}^{-1}$ ). Reaction of this species at  $-135^\circ\text{C}$  in 2-MeTHF with excess  $\text{HBAr}^{\text{F}}_4$  or HOTf for 15 min led to the clean formation of  $(\text{P}_3^{\text{B}})\text{Fe}(\text{NNH}_2)$ , characterized *in situ* via XAS (Fe–N bond length of 1.65(2) Å) and Mössbauer spectroscopy.<sup>176</sup> Its methylated analogue,  $(\text{P}_3^{\text{B}})\text{Fe}(\text{NNMe}_2)$ , was similarly characterized and proved sufficiently stable to also obtain its solid-state crystal structure.<sup>114</sup> Protonation of  $[(\text{P}_3^{\text{B}})\text{Fe}(\text{N}_2)]^{2-}$  with larger excesses of acid, and for longer reaction times, led to formation of a new species in the Mössbauer spectrum with  $\geq 50\%$  spectroscopic yield. The low isomer shift

( $-0.15\text{ mm s}^{-1}$ ) and the very large quadrupole splitting ( $6.2\text{ mm s}^{-1}$ ) have previously been demonstrated to be diagnostic for tetrahedral, iron(IV) nitrides (Figure 43).<sup>186–188</sup> XAS charac-



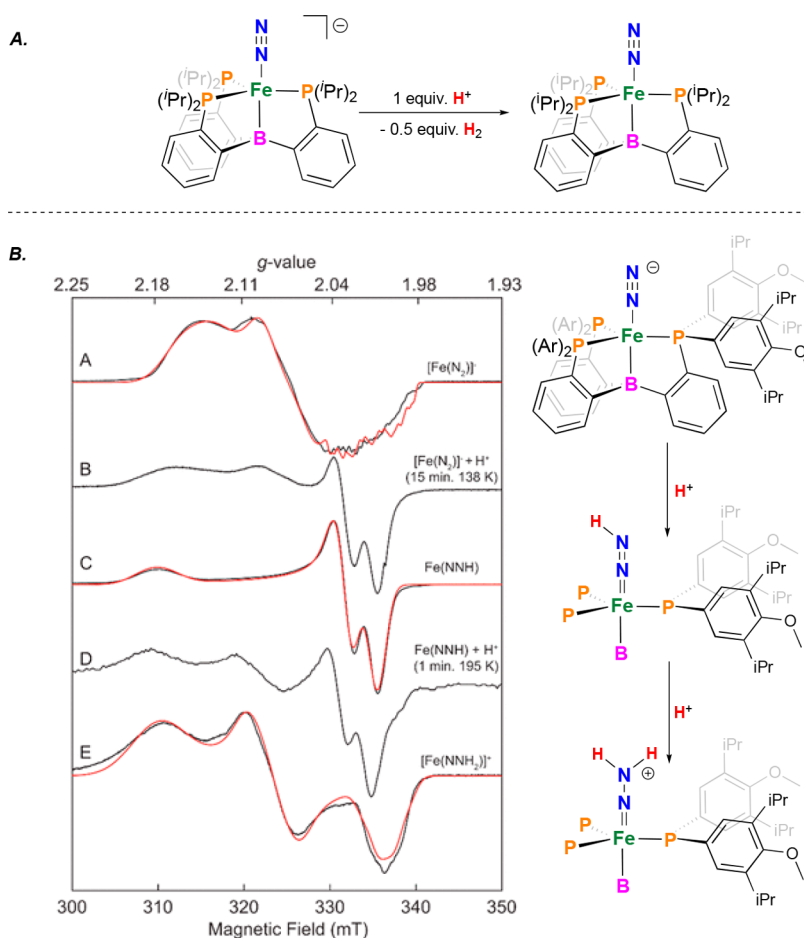
**Figure 43.** Representative tetrahedral Fe(IV) nitride complexes.<sup>176,187–189</sup>

terization of  $[(\text{P}_3^{\text{B}})\text{Fe}(\text{N})]^+$ , and comparison with its  $[(\text{P}_3^{\text{B}})\text{Fe}(\text{N}_2)]^{2-}$ ,  $(\text{P}_3^{\text{B}})\text{Fe}(\text{NNH}_2)$ , and  $(\text{P}_3^{\text{B}})\text{Fe}(\text{NNMe}_2)$  relatives, confirmed its expectedly short Fe–N bond distance (1.54(2) Å) owing to its Fe-to-N triple bond. It was additionally established that formation of  $[(\text{P}_3^{\text{B}})\text{Fe}(\text{N})]^+$  occurred concomitant with  $\text{NH}_3$  formation ( $36.0 \pm 0.5\%$  isolated yield). The yield of  $\text{NH}_3$  could be increased by sequential reaction of  $[(\text{P}_3^{\text{B}})\text{Fe}(\text{N}_2)]^{2-}$  with HOTf and  $\text{Cp}^*\text{Co}$  ( $73 \pm 7\%$ ). These results demonstrated, for the first time, the viability of an Fe-mediated distal pathway for  $\text{N}_2$ -to- $\text{NH}_3$  conversion, more than four decades after such a pathway was first proposed by Chatt.<sup>15</sup>

Regardless of which pathway(s) are viable for overall  $\text{N}_2$ -to- $\text{NH}_3$  conversion, a linchpin intermediate is the initial product of protonation,  $\text{M}(\text{NNH})$ . Parent diazenidos (sometimes referred to as imides) of this type are very rare and prior to recent work with iron had only been reliably characterized on select Mo and W systems.<sup>99,136,190,191</sup> Germane to the iron systems being discussed here, efforts to isolate and crystallize a parent  $\text{Fe}(\text{NNH})$  species have been unsuccessful owing to the presumed high reactivity of such species; the N–H bonds are predicted to be very homolytically weak for systems such as  $(\text{P}_3^{\text{B}})\text{Fe}$  (*vide infra*)<sup>80,192</sup> and accordingly the addition of stoichiometric acid to  $[(\text{P}_3^{\text{B}})\text{Fe}(\text{N}_2)]^-$ , even at very low temperature, led to net oxidation of the iron complex to  $(\text{P}_3^{\text{B}})\text{Fe}(\text{N}_2)$  with concomitant release of 0.5 equiv of  $\text{H}_2$ . In the presence of excess acid, the presumed  $(\text{P}_3^{\text{B}})\text{Fe}(\text{NNH})$  intermediate is trapped by  $\text{H}^+$  to produce  $[(\text{P}_3^{\text{B}})\text{Fe}(\text{NNH}_2)]^+$  faster than it can bimolecularly expel  $\text{H}_2$ .<sup>113</sup> Silyl diazenidos have proven more stable and have been prepared and crystallographically characterized on  $(\text{P}_3^{\text{B}})\text{Fe}$ <sup>181</sup> (and other ligated Fe species, *vide infra*).<sup>172,193–196</sup>

In an effort to slow the bimolecular decay of the  $(\text{P}_3^{\text{B}})\text{Fe}(\text{NNH})$ , Peters and co-workers prepared a  $(\text{P}_3^{\text{B}})\text{Fe}$  analogue with increased steric shielding by replacing the isopropyl substituents on the phosphines with bulky, electron-rich aryl substituents (3,5-diisopropyl,4-methoxyphenyl, ( $\text{ArP}_3^{\text{B}}$ )) (Figure 44). An anionic  $\text{N}_2$  complex of this new ligand was prepared





**Figure 44.** Comparison of reactivity of (A)  $[(P_3^B)Fe(N_2)]^-$  and (B)  $[(ArP_3^B)Fe(N_2)]^-$  with acid. The bottom figure was taken from ref 177 and shows the reaction progress of  $[(ArP_3^B)Fe(N_2)]^-$  with excess  $HBAr^F_4$  in 2-Me-THF, as monitored by CW X-band EPR. Simulations for discrete species are shown in red. Spectra show the progression from: (A) pure  $[(ArP_3^B)Fe(N_2)]^-$ . (B) Mixture of  $[(ArP_3^B)Fe(N_2)]^-$  and  $(ArP_3^B)Fe(NNH)$ , on addition of 1 equiv of  $HBAr^F_4$  for 15 min at 138 K. (C) Same as in spectrum B, but instead with 2.3 equiv of  $HBAr^F_4$  present, showing full conversion to  $(ArP_3^B)Fe(NNH)$ . An identical spectrum was obtained from mixing for 30 min in the presence of 1 equiv of  $HBAr^F_4$ . (D) Reaction mixture from trace C, after warming to 195 K for 30 s and then rapidly freeze quenching in liquid  $N_2$ . Trace shows a mixture of  $(ArP_3^B)Fe(NNH)$  and  $[(ArP_3^B)Fe(NNH_2)]^+$ . (E) Reaction mixture from trace D after warming to 195 K for 90 s, showing complete conversion to  $[(ArP_3^B)Fe(NNH_2)]^+$ . Reactions with up to 5 equiv of  $HBAr^F_4$  provided identical spectra. Acquisition parameters for all spectra: temperature = 77 K; MW frequency = 9.44 GHz; MW power = 6.44 mW; modulation amplitude = 0.1 mT; conversion time = 5.12 ms-E. <sup>113,177</sup> EPR spectrum reproduced with permission from ref 176. Copyright 2017 American Chemical Society.

by analogy to the parent system. Although the  $N_2$  ligand in  $[(ArP_3^B)Fe(N_2)]^-$  is slightly less activated than the parent system ( $\nu_{NN} = 1937\text{ cm}^{-1}$  vs  $1905\text{ cm}^{-1}$ ), protonation with excess acid and warming led to the observation of  $NH_3$  ( $\sim 0.25$  equiv of  $NH_3$  per Fe), confirming the viability of  $N_2$ -to- $NH_3$  conversion with this platform. Reaction of  $[(ArP_3^B)Fe(N_2)]^-$  with 1 equiv of  $HBAr^F_4$ , via mechanical mixing of a 2-MeTHF glass, afforded a new  $S = 1/2$  species that was characterized via CW and pulse EPR spectroscopy. Using a range of isotopically labeled derivatives, and also via comparison with a more stable isoelectronic and isostructural silyldiazenido analogue,  $(ArP_3^B)Fe(NNSiMe_3)$ , a definitive assignment of the species as  $(ArP_3^B)Fe(NNH)$  could be made. The distal proton showed strong coupling to the unpaired spin ( $a_{iso}(^1H) = 16.5\text{ MHz}$ ). Consistent with prior results,<sup>113</sup> annealing these samples to  $-78\text{ }^\circ\text{C}$  led to decay of the signature for  $(ArP_3^B)Fe(NNH)$  and (primarily) the formation of  $(ArP_3^B)Fe(N_2)$ , presumably via loss of  $H_2$ . However, annealing such a sample in the presence of excess acid showed its gradual evolution to  $[(ArP_3^B)$

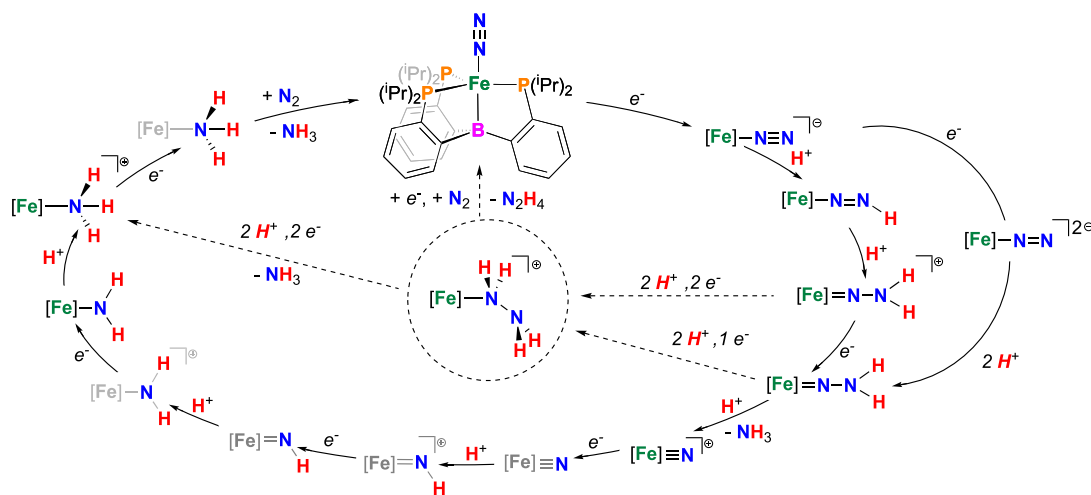
$Fe(NNH_2)]^+$ ; the latter features similar hyperfine parameters to the previously characterized species  $[(P_3^B)Fe(NNH_2)]^+$ .<sup>113</sup>

This study completed the characterization of early (and highly reactive) nitrogen fixation intermediates on tris(phosphine)-borane Fe systems (Figure 45). Combined with the earlier studies on late-stage nitrogen fixation intermediates,<sup>182</sup> many  $(P_3^B)Fe(N_xH_y)$  intermediates of a plausible  $N_2$  fixation cycle are known (Figure 41). Work remains to generate and characterize a few intermediates in the middle of the cycle (shown in light gray; e.g.,  $(P_3^B)Fe(NH)$ ) and to study their respective interconversion to later stage species. Of special interest is to further explore the possibility of hybrid mechanisms wherein distal intermediates convert to alternating intermediates that can then undergo a later-stage N–N cleavage event, indicated by dashed line and discussed further below.

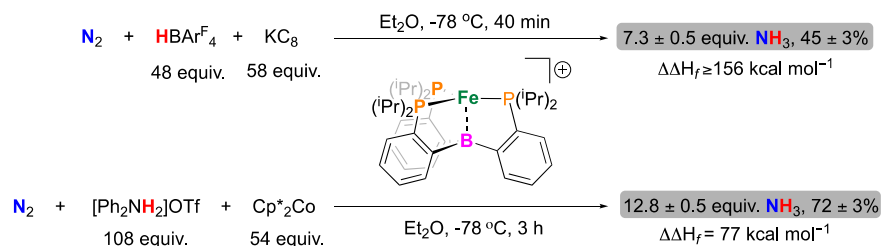
## 5.2. $(P_3^B)Fe$ : More Efficient Catalysis at Lower Overpotential

In 2017, Peters and co-workers found that the reaction of  $[(P_3^B)Fe]^+$  at  $-78\text{ }^\circ\text{C}$  in  $Et_2O$  under an  $N_2$  atmosphere with excess  $Cp^*Co$  and  $[Ph_2NH_2]OTf$  led to significantly enhanced efficiency for  $NH_3$  production (up to  $72 \pm 3\%$ , along with





**Figure 45.** A proposed  $N_2RR$  cycle for Peters'  $(P_3^B)Fe$  platform. Characterized compounds are shown in green and unobserved complexes in gray. Solid arrows indicate a distal mechanism of nitrogen fixation, while dashed arrows indicate hybrid mechanisms of nitrogen fixation.<sup>109,112–114,176,182</sup> Note that steps are shown as discrete  $e^-$  and  $H^+$  transfer steps, though concerted PCET steps may also be operative.



**Figure 46.** Comparison of performance for  $N_2RR$  by  $[(P_3^B)Fe]^+$  depending on the acid/reductant.<sup>18,80,173</sup> For discussion of overpotential see Section 8.

trace amounts of  $N_2H_4$ ) (Figure 46).<sup>80</sup> This result was fascinating as it demonstrated the overall efficiency could be improved with reagents that provide significantly less net driving force for the overall transformation ( $\Delta\Delta H_f = 77\text{ kcal}\cdot\text{mol}^{-1}$   $NH_3$  vs  $\geq 156\text{ kcal}\cdot\text{mol}^{-1}$   $NH_3$  with  $KC_8$  and  $HBAR^F_4$ , *vide infra*). Also noteworthy, freeze-quench Mössbauer spectroscopy of the catalytic reaction under these new conditions failed to show any of the borohydride/hydride species,  $(P_3^{\mu-B-H})Fe(H)(L)$  ( $L = H_2$  or  $N_2$ ), which, as discussed above, dominated the speciation of the catalyst at early times when using  $KC_8$  and  $HBAR^F_4$ . However, high-spin  $Fe^{II}$  species (presumably decomposition products) are formed, which were posited to be a consequence of the presence of a more coordinating triflate counteranion. Furthermore, the observation of  $[(P_3^B)Fe(N_2)]^-$  at early reaction times by freeze-quench Mössbauer and EPR spectroscopy suggested that protonation under these new conditions is slow, consistent with the high insolubility of the acid under the catalytic conditions. However, employing a less coordinating and more soluble acid,  $[Ph_2NH_2]BAR^F_4$ , led to poorer catalytic performance ( $42 \pm 6\%$  efficiency). These data suggest that acid strength, concentration, and counteranion all play roles in determining the selectivity for  $NH_3$  versus  $H_2$ .

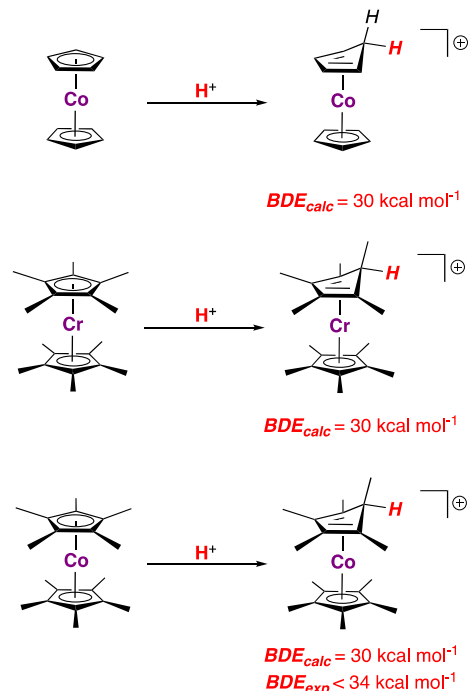
In a follow-up study, the effect of the  $pK_a$  on the selectivity for  $NH_3$  versus  $H_2$  was studied by using variably substituted anilinium triflate acids.<sup>197</sup> Notably, despite the known importance of pH on the selectivity of the MoFe protein,<sup>198</sup> the effect of  $pK_a$  on selectivity had not been previously addressed with a model system. The ease of  $pK_a$  tunability with anilinium acids, and their compatibility with  $N_2RR$  catalysis with  $[(P_3^B)$

$Fe]^+$ , made such a study possible.  $NH_3$  selectivities greater than 70% were observed with acids that have  $pK_a$ 's in THF between 2 and 4. Moving to stronger acids decreased catalytic performance, while weaker acids showed a steady decline in performance, with only trace  $NH_3$  being observed with  $[^4-MeO]PhNH_3-OTf$  ( $pK_a = 8.8$  in THF). This behavior is in fact quite similar to that observed for the MoFe protein itself.<sup>198</sup>

Efforts to protonate  $[(P_3^B)Fe(N_2)]^-$  at low temperature with  $[^2,6-Cl]PhNH_3]OTf$ , which is very effective in catalysis, did not lead to productive N–H bond formation at  $-78\text{ }^\circ C$  in  $Et_2O$ , contrasting with the aforementioned results with  $HBAR^F_4$ , where  $[(P_3^B)Fe(NNH_2)]^+$  is generated. Using the more soluble acid  $[^2,6-Cl]PhNH_3]BAR^F_4$  enabled low temperature protonation to be observed (i.e., formation of  $[(P_3^B)Fe(NNH_2)]^+$ ) and the observation of  $NH_3$  upon warming.<sup>113</sup> These data suggest that the mechanism when soluble ( $BAR^F_4^-$ ) acids are employed (maximum efficiency of  $\sim 45\%$ ) is likely different than when insoluble ( $OTf^-$ ) acids (maximum efficiency of  $\sim 75\%$ ) are employed.

To explain the lack of productive N–H bond formation with insoluble acids in the absence of reductant, it was suggested that under these conditions, PCET mechanisms become relevant, whereas with  $HBAR^F_4$  and  $KC_8$  stepwise proton transfer-electron transfer (PT-ET) mechanisms likely dominate. Discussion of PCET mechanisms for N–H bond formation in the context of homogeneous nitrogen fixation catalysis had previously been limited to reactions mediated by pyridinyl radicals;<sup>103,105,106</sup> as such mechanisms were not relevant to this work, the authors explored the possibility of metallocene protonation to generate

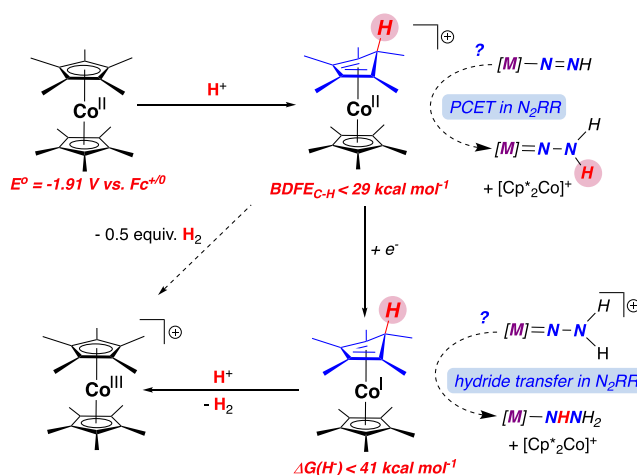
PCET reagents. Using DFT calculations, the authors demonstrated that even with pyridinium acids, reduction of the pyridinium rings is less favorable than proton transfer from the pyridinium to the metallocene reductant.<sup>80</sup> The relevant metallocenes ( $\text{Cp}_2\text{Co}$ ,  $\text{Cp}^*_2\text{Cr}$ , and  $\text{Cp}^*_2\text{Co}$ ) are all predicted by DFT to undergo ring-protonation to generate species that have homolytically very weak C–H bonds ( $\text{BDE}_{\text{C-H}} \approx 30 \text{ kcal mol}^{-1}$ , Figure 47), suggesting they should behave as competent PCET donors.<sup>80,197</sup>



**Figure 47.** Bond dissociation enthalpies of the thermodynamically preferred protonation isomer for three commonly used reductants in  $\text{N}_2\text{RR}$  ( $\text{Cp}_2\text{Co}$ ,  $\text{Cp}^*_2\text{Cr}$ , and  $\text{Cp}^*_2\text{Co}$ ). The site of protonation and the C–H bond dissociation enthalpy of the resulting product has been confirmed experimentally for  $\text{Cp}^*_2\text{Co}$ .<sup>80,199</sup>

If protonation of the metallocene is critical for N–H bond formation under these types of conditions, then one would expect it to have a marked effect on  $\text{NH}_3$  selectivity. As such, DFT was used to interrogate the ability of three different acids to protonate  $\text{Cp}^*_2\text{Co}$  ( $[\text{2,6-ClPhNH}_3]\text{OTf}$ , high experimental efficiency for  $\text{N}_2\text{RR}$ ;  $[\text{2,6-MePhNH}_3]\text{OTf}$ , moderate efficiency;  $[\text{4-OMePhNH}_3]\text{OTf}$ , low efficiency). Although all of these reactions were predicted to occur with a low barrier, the reaction was found to be uphill with the least efficient acid, downhill with the most efficient acid, and thermoneutral for the moderately efficient acid. Thus, the experimental catalytic efficiency data correlate with the predicted availability of the protonated metallocene.<sup>197</sup>

Pulse EPR spectroscopy was recently used to experimentally verify that  $\text{Cp}^*_2\text{Co}$  undergoes both *endo*- and *exo*-ring protonation to form  $[(\text{Cp}^*)(\eta^4\text{-C}_5\text{Me}_5\text{H})\text{Co}]^+$ . Furthermore, thermochemical measurements confirmed that the *exo*-isomer possessed a homolytically very weak C–H bond ( $\text{BDFE}_{\text{C-H}} < 29 \text{ kcal mol}^{-1}$ ),<sup>199</sup> consistent with earlier computational predictions (Figure 48).<sup>80</sup> This experimental work also unveiled that the protonated metallocene,  $[(\text{Cp}^*)(\eta^4\text{-C}_5\text{Me}_5\text{H})\text{Co}]^+$ , can be reduced by one electron at a very mild potential ( $-0.62 \text{ V}$  vs  $\text{Fc}^{+/0}$ ) to generate  $(\text{Cp}^*)(\eta^4\text{-C}_5\text{Me}_5\text{H})\text{Co}$ ; the latter features



**Figure 48.** Thermochemistry of protonated  $\text{Cp}^*_2\text{Co}$  species that have been hypothesized to be relevant to PCET and hydride transfer in  $\text{N}_2\text{RR}$ .<sup>199</sup>

a very hydridic C–H bond ( $\Delta\text{G}(\text{H}^-) < 41 \text{ kcal mol}^{-1}$ ). This result hints at the possibility that hydride ( $\text{H}^-$ ) transfer might also play a role in catalysis, an idea that warrants further study.

Given the ubiquity of metallocenes in high efficiency  $\text{N}_2$ -fixation catalysis, such as that of the Mo systems discussed above,<sup>50,51,84,149</sup> it seems plausible that metallocene-mediated N–H bond formation, via PCET and/or hydride transfer processes, could be an important and previously overlooked pathway in  $\text{N}_2\text{RR}$ . The recently reported catalytic results from the Nishibayashi group utilizing the known PCET donor mixture  $\text{SmI}_2$  and  $\text{H}_2\text{O}$ /ethylene glycol offers added support to this suggestion.<sup>79</sup>

### 5.3. A Catalyst with an Fe–C Bond

In 2014, the Peters group reported a related Fe catalyst for nitrogen fixation featuring a carbon-anchored tris(phosphine) atrane ligand,  $(\text{P}_3^{\text{C}})\text{Fe}$ .<sup>115</sup> This complex was of particular interest to be able to explore a model catalyst in which the  $\text{N}_2$  substrate and a C atom are trans-disposed. Such an arrangement has been proposed upon initial binding of  $\text{N}_2$  to either  $\text{Fe}_2$  or  $\text{Fe}_6$  of the FeMo-cofactor in MoFe-nitrogenase, which features an interstitial carbide.<sup>13,200</sup> The possibility that hemilability of the interstitial light atom could play a key role in  $\text{N}_2$ -binding at Fe in the cofactor was suggested by the Peters group as early as 2005<sup>168</sup> and was the subject of an in depth model study with a tris(phosphino)alkyl ligand Fe complex,  $(\text{C}^{\text{Si}}\text{P}_3\text{Ph})\text{Fe}$ , in 2013 (Figure 49).<sup>194</sup> The 2013 study demonstrated that the  $\text{Fe}-\text{C}_{\text{apical}}$  in the model complex is highly sensitive to the overall charge (see the  $[(\text{C}^{\text{Si}}\text{P}_3\text{Ph})\text{Fe}(\text{CO})]^{n+}$  complexes ( $\text{Fe}-\text{C} = 2.303 \text{ \AA}$  in the anion,  $2.236 \text{ \AA}$  in the neutral, and  $2.138 \text{ \AA}$  in the cation). Indeed, the anionic charge state of both the CO and  $\text{N}_2$  complexes feature unusually long  $\text{Fe}-\text{C}_{\text{apical}}$  bonds. Although the anionic  $\text{N}_2$  complex is silylated to form  $(\text{C}^{\text{Si}}\text{P}_3\text{Ph})\text{Fe}(\text{NNSi}^{\text{Pr}}_3)$ , the system was not catalytically active with the reagents tested at the time ( $\text{KC}_8$  and  $\text{HBAR}^{\text{F}}_4$ ).

In contrast, the  $(\text{P}_3^{\text{C}})\text{Fe}$  system showed the ability to bind  $\text{N}_2$  across three oxidation states (Figure 50), akin to its isostructural analogue,  $(\text{P}_3^{\text{Si}})\text{Fe}$ , featuring Si in place of C as the anchoring atom.<sup>193</sup> As with  $(\text{C}^{\text{Si}}\text{P}_3\text{Ph})\text{Fe}(\text{CO})$ ,<sup>194</sup> the  $\text{Fe}-\text{C}$  bond distance contracted upon oxidation, opposite to what is observed with  $(\text{P}_3^{\text{B}})\text{Fe}$  complexes.<sup>114,201</sup> Nonetheless,  $(\text{P}_3^{\text{C}})\text{Fe}$  also showed catalytic  $\text{N}_2\text{RR}$  when exposed to excess  $\text{HBAR}^{\text{F}}_4$  and  $\text{KC}_8$ .<sup>115</sup>

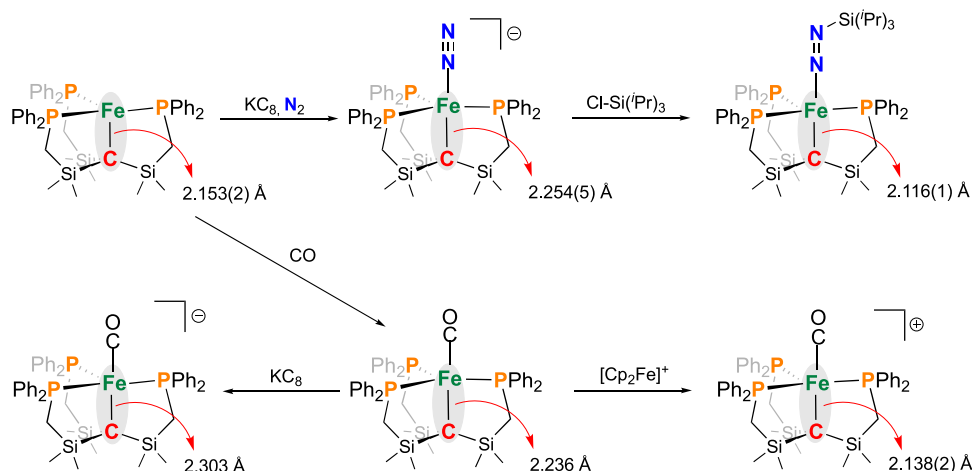


Figure 49. Reductive formation of  $[(C^{Si}P_3Ph)Fe(N_2)]^-$  and subsequent silylation chemistry.<sup>194</sup>

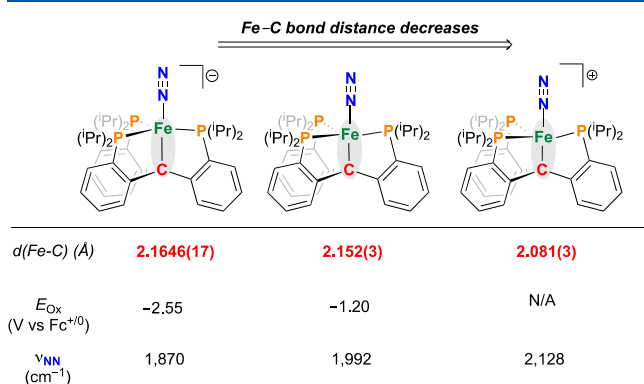


Figure 50. Trends in Fe-C bond distance for a redox series of  $(P_3^C)Fe(N_2)$  complexes.<sup>115</sup> Related data for  $[(P_3^B)Fe(N_2)]^-$  are specified in Figure 64.

Exposing  $[(P_3^C)Fe(N_2)]^-$  at  $-78$  °C in  $Et_2O$  to excess  $HBAr^F_4$  and  $KC_8$  led to the formation of  $4.6 \pm 0.8$  equiv of  $NH_3$  per Fe. Under these conditions, a significant amount of the

iron(II) hydride complex,  $(P_3^C)Fe(H)(N_2)$ , was observed to form, which itself proved inactive as a precatalyst.<sup>173</sup> Thus, it was suggested that hydride formation limits the overall turnover. This contrasts with the aforementioned hydride-resting state,  $(P_3^{\mu-B-H})Fe(H)(L)$  ( $L = H_2$  or  $N_2$ ), of the  $(P_3^B)Fe$ -system, which can re-enter the catalytic cycle. These results (and those of other groups)<sup>50,53,107,116,173,178</sup> highlight the importance of reversibly formed hydride intermediates in the context of the synthetic  $N_2$ -fixation catalyst design. Indeed, it may be that the fact that nitrogenase enzymes also display hydrogenase activity is essential to their biological function;<sup>162</sup> if hydride intermediates cannot liberate  $H_2$ , the active site can get stuck in an inactive hydride state and becomes effectively poisoned.<sup>173</sup>

#### 5.4. Catalysis and Mechanism of a Tris(phosphino)silyl Fe Species

The Peters group has extensively explored the chemistry of a silyl-anchored tris(phosphine)iron system,  $(P_3^{Si})Fe$  (Figure 51). Indeed, the study of such species predated the discovery of Fe-mediated  $N_2RR$  catalysis in 2013.<sup>18,193,202</sup> In many regards, the  $N_2$  activation and functionalization chemistry of the  $(P_3^{Si})$

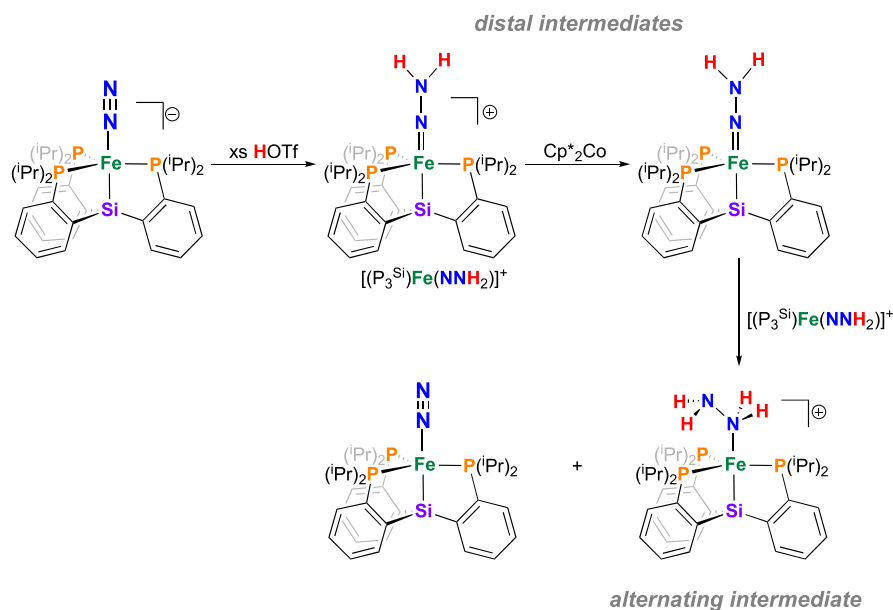


Figure 51. Reactivity of  $(P_3^{Si})Fe$  hydrazido(2-) complexes.<sup>109</sup>

Fe-system are very similar to that of ( $P_3^B$ )Fe. This includes its demonstrated ability to support  $N_2$  complexes in multiple oxidation states,<sup>193,202</sup> to form complexes with late-stage nitrogen fixation intermediates,<sup>193</sup> to undergo redox-induced expulsion of  $NH_3$  with concomitant binding of  $N_2$ ,<sup>193</sup> and also  $N_2$  silylation<sup>193</sup> and protonation<sup>109</sup> at the distal N atom of  $[(P_3^{Si})Fe(N_2)]^-$ . However, in the presence of excess  $HBAr^F_4$  and  $KC_8$ , the ( $P_3^{Si}$ )Fe-system is far more selective for the hydrogen evolution reaction (HER) than for  $N_2RR$  (max efficiency for  $NH_3$   $5 \pm 3\%$  with  $HBAr^F_4/KC_8$ ). Nevertheless, under a sufficiently high loading of acid (1500 equiv of  $HBAr^F_4$ ) and reductant (1800 equiv of  $KC_8$ ),  $[(P_3^{Si})Fe(N_2)]^-$  can be confirmed to be a catalyst for  $N_2RR$  ( $3.8 \pm 0.8$  equiv  $NH_3$  per Fe).<sup>173</sup> A similar lack of selectivity for  $N_2RR$  is also observed with  $[Ph_2NH_2]OTf/Cp^*Co$  ( $1.2 \pm 0.1$  equiv of  $NH_3$  per Fe,  $6 \pm 1\%$   $NH_3$ ).<sup>80</sup>

The difference in reactivity between  $[(P_3^{Si})Fe(N_2)]^-$  and its  $[(P_3^B)Fe(N_2)]^-$  and  $[(P_3^C)Fe(N_2)]^-$  analogues poses interesting questions regarding the underlying cause of their divergent selectivities.  $[(P_3^{Si})Fe(N_2)]^-$  and  $[(P_3^B)Fe(N_2)]^-$  have been studied in the most detail and allow for some insightful comparisons. Two key differences between these platforms emerge when interrogating their ability to stabilize Fe–N multiply bonded species. Whereas imido species of the type  $[(P_3^B)Fe(NR)]^{0/+}$  are highly stable,<sup>112–114,181</sup> related imides for ( $P_3^{Si}$ )Fe are highly reactive, have only been characterized at very low temperature, and display hydrogen atom abstraction reactivity and imide/nitrene coupling reactivity to generate azoarenes ( $ArN = NAr$ ).<sup>203</sup> This difference in stability of imido-like species might be pertinent to nitrogen fixation by considering the respective stabilities and reactivity profiles of imide,  $Fe(NH)$  and “imido-like” hydrazido(2–) intermediates,  $Fe(NNH_2)$ . Surprisingly, the hydrazido(2–) complex,  $[(P_3^{Si})Fe(NNH_2)]^+$ , was accessible via double protonation of  $[(P_3^{Si})Fe(N_2)]^-$  at low temperature and could be isolated and crystallographically characterized.<sup>109</sup>  $[(P_3^B)Fe(NNH_2)]^+$  has not proven stable enough to isolate.

One-electron reduction of  $[(P_3^{Si})Fe(NNH_2)]^+$  by  $Cp^*Co$  generated neutral,  $S = 1/2$  ( $P_3^{Si}$ )Fe( $NNH_2$ ) as a highly reactive intermediate (Figure S1). Its characterization was aided by the generation of its far more stable (and crystallographically characterized) alkylated analogue, ( $P_3^{Si}$ )Fe( $NNMe_2$ ). Addition of 0.5 equiv of  $Cp^*Co$  to  $[(P_3^{Si})Fe(NNH_2)]^+$  led to the generation of 0.5 equiv of  $[(P_3^{Si})Fe(N_2H_4)]^+$  and 0.5 equiv of ( $P_3^{Si}$ )Fe( $N_2$ ). These data are consistent with a scenario in which ( $P_3^{Si}$ )Fe( $NNH_2$ ) is generated *in situ* and reacts, via a net transfer of two H atoms, with remaining  $[(P_3^{Si})Fe(NNH_2)]^+$ . These data are moreover consistent with the observation that reaction of ( $P_3^{Si}$ )Fe( $N_2$ ) with excess  $Cp^*Cr$  and  $[HNiPr_2Et]BF_4$  led to the formation of  $N_2H_4$  in 13% yield.<sup>204</sup> One possibility for the reduced selectivity of ( $P_3^{Si}$ )Fe for  $N_2$ -to- $NH_3$  conversion is that the enhanced reactivity at  $N_\alpha$  in ( $P_3^{Si}$ )Fe complexes, for example, via hydrogen atom transfer (HAT), can prevent the system from efficiently traversing a distal pathway that appears to be accessible for ( $P_3^B$ )Fe.<sup>176</sup>

The question of selectivity for  $NH_3$  versus  $N_2H_4$  is of general interest with Fe catalysts. Every known Fe-catalyst (*vide infra*) has demonstrated an ability to form both  $NH_3$  and  $N_2H_4$ , with the primary product varying based on catalyst and condition. However, prior to this report, the formation of an alternating pathway intermediate directly from  $N_2$  was unprecedented for Fe. This led the authors to propose an alternative  $N_2$ -fixation mechanism, dubbed the hybrid mechanism because it begins in a

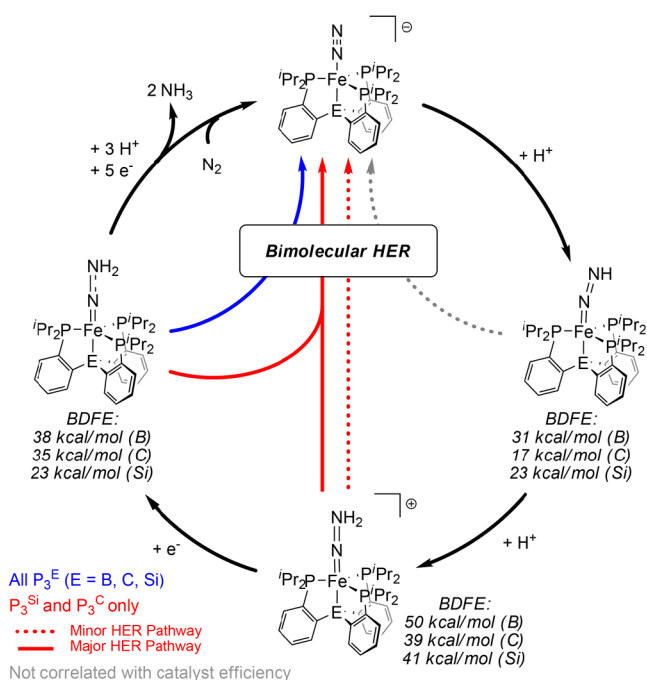
distal fashion and then on the third functionalization switches to an alternating pattern, similar to the pathway proposed by Dilworth and co-workers in the context of  $N_2H_4$  formation on VFe nitrogenase.<sup>163</sup> A recent study of methylhydrazido(2–) intermediates on ( $P_3^B$ )Fe may offer some insight into the question of  $NH_3$  versus  $N_2H_4$  selectivity. The enhanced stability of these methylated (vs protonated) species allowed for a redox series  $[(P_3^B)Fe(NNMe_2)]^{+/0/-}$ , to be studied with a number of spectroscopic methods (i.e., Mössbauer, XAS, nuclear resonance vibrational spectroscopy, UV–vis spectroscopy), which were complemented by theoretical methods (DFT and complete active space calculations). These methods revealed that for  $[(P_3^B)Fe(NNMe_2)]^+$ , the  $NNMe_2$  unit is best described in one of its canonical forms, namely, isodiazene. However, in the neutral and anionic complexes, the ligand is best described as a hydrazyl radical(1–) antiferromagnetically coupled to the Fe center. A hydrazyl radical should be reactive at both  $N_\beta$  and  $N_\alpha$ , potentially explaining the source of mixed selectivity ( $NH_3$  and  $N_2H_4$ ) observed upon ( $P_3^B$ )Fe mediated  $N_2RR$  in the presence of  $Cp^*Co$  and  $[Ph_2NH_2]OTf$ . Spectroscopic measurements suggest that the isoelectronic ( $P_3^{Si}$ )Fe( $NNH_2$ ) has a similar electronic structure, consistent with the observed net transfer of protons and electrons reactivity to yield hydrazine.<sup>114</sup> This relative distribution of electron density between  $N_\alpha$  and  $N_\beta$  may be a significant and general factor controlling  $NH_3$  versus  $N_2H_4$  selectivity and warrants further study.

### 5.5. Theoretical Work on Atrane-Fe Systems

Phukan and co-workers performed a computational study comparing the potential for ( $P_3^B$ )Fe and ( $P_3^{Si}$ )Fe for  $N_2RR$ .<sup>205</sup> They correctly predicted a greater preference of the silyl system to undergo protonation at Fe, which would lead to unproductive  $H_2$  formation. They also predicted smaller barriers for productive  $N_2$  functionalization steps on the boratrane platform. However, they suggested that functionalization would occur in an alternating rather than distal pathway, which is inconsistent with current experimental observations.<sup>109,113</sup> Because it is a truncated ligand platform in which the phenylene linkers were replaced with ethylene linkers and the isopropyl substituents with methyl substituents, it is hard to draw reliable connections between this study and experimental observations. In addition to large conformational differences between the theoretically predicted structures and experimental observations due potentially to steric and electronic differences in the ligands, spin states are also systematically overestimated in the study.

In 2017, Peters and co-workers published a computational study evaluating the propensity of ( $P_3^E$ )Fe ( $E = B, C, Si$ ) to release  $H_2$  during catalysis (Figure S2).<sup>192</sup> By contrast to most studies that posit metal hydrides as the source of catalyzed  $H_2$  formation during nitrogen fixation, this study suggested that the source of  $H_2$  might be early nitrogen fixation intermediates, owing to their weak ( $<50$  kcal·mol<sup>-1</sup>) N–H bonds. In support of this hypothesis, this study found that the N–H bond strengths in ( $P_3^E$ )Fe( $NNH_2$ ) are correlated with the overall selectivity for  $NH_3$  versus  $H_2$  formation, with complexes that build up and feature weaker N–H bonds giving greater yields of  $H_2$ . These bond strengths were correlated with the cumulative bond indices of the E–Fe–N–N unit. The more flexible the Fe–E interaction, the more Fe–N and N–N bonding is preserved as the  $N_2$  is functionalized, and the stronger the resulting N–H bonds. Species with stronger N–H bonds are predicted to be less prone to bimolecular  $H_2$  release.<sup>192</sup> Important to note is that this study was almost exclusively based on thermodynamic





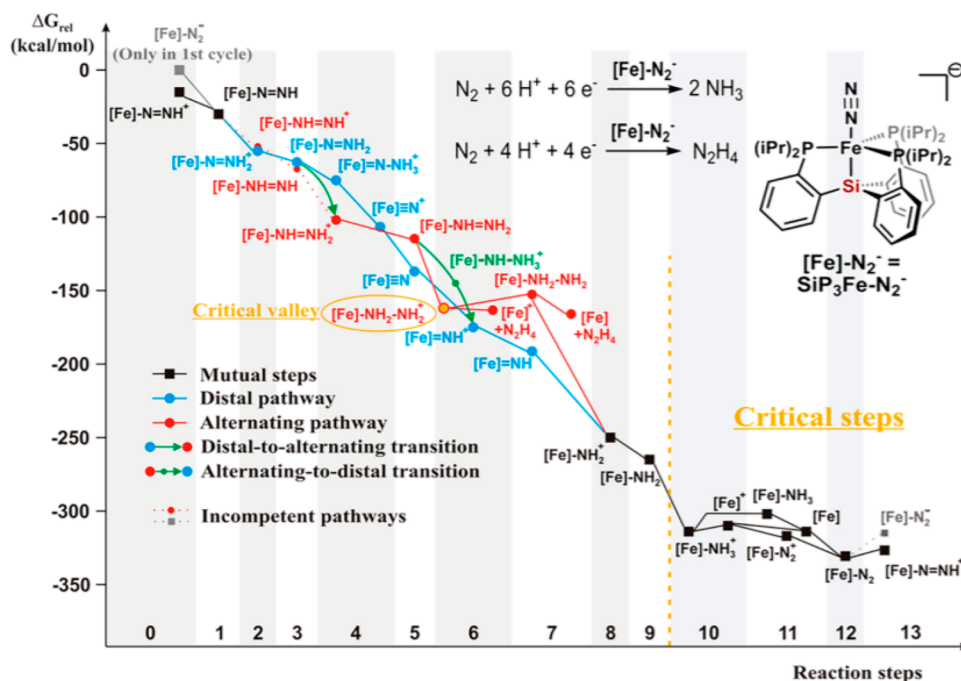
**Figure 52.** Overview of predicted bimolecular HER and  $N_2RR$  pathways for  $(P_3^E)Fe(NNH_x)$  species and estimated  $BDFE_{Fe-NH}$  values. Reproduced with permission from ref 192. Copyright 2018 American Chemical Society.

arguments. Kinetic barriers for specific reaction steps, which can be challenging to reliably predict, especially in the absence of experimental data for calibration, were not computed. There is a need to directly measure some of the kinetic barriers for reaction steps in this Fe-mediated catalysis to better guide theoretical work. Such measurements are likely to be technically very challenging due to the highly reactive nature of the early stage

$(P_3^B)Fe(N_xH_y)$  intermediates predicted to influence overall selectivity in this study.

Li and co-workers have published two recent computational studies on  $N_2RR$  at  $(P_3^E)Fe$ -complexes (E = B, Si, N). In the first study, they used complete active space (CAS) calculations to interrogate the electronic structures of  $(P_3^B)Fe(N_xH_y)$  complexes in detail.<sup>206</sup> They found that protonation from the  $[(P_3^B)Fe(N_2)]^-$  to the  $Fe(NNH)$  and then to the  $Fe(NNH_2)^+$  leads to successive lengthening and weakening of the Fe–B bond. This suggestion had been previously advanced by the Peters group to explain the ability of this platform to support both low-valent (e.g.,  $[Fe(N_2)]^{2-}$ ) and high-valent (e.g.,  $[Fe(N)]^+$ ) intermediates, and corroborated by a wealth of crystallographically characterized Fe–B distances.<sup>112–114,176,181</sup> Li and co-workers, akin to a suggestion by Peters and co-workers,<sup>176</sup> suggested that this kind of buffering effect could also be relevant to the FeMo-cofactor in nitrogenase, or in heterogeneous catalysts that feature single-metal atoms on supports.

More recently, the Li group has evaluated the relative influence of having apical B, C, or N atoms on the catalytic system by interrogating how the Fe–E bond indices evolve over the catalytic cycle.<sup>207</sup> In the case of both B and C, they found significant changes in the bond indices throughout the catalytic cycle. For the anionic C-based ligand, an increased bond order was observed upon protonation, and a decreased bond order was observed following reduction, consistent with experimentally observed bond lengthening in the  $[(P_3^C)Fe(N_2)]^{+/0/-}$  series. By contrast, the neutral borane-based ligand was predicted to show the opposite behavior, consistent with experimentally observed bond lengths.<sup>114,181,201</sup> Furthermore, this study predicted that the interaction between a Lewis basic N atom anchor and Fe would be minimal throughout the catalytic cycle and is therefore unable to buffer the oxidation state changes experienced at Fe. However, the “peripheral” ligand, namely, the phosphine donors and the phenylene linkers, play a significant role in buffering the



**Figure 53.** Reproduced with permission from ref 209. Copyright 2018 American Chemical Society. Gibbs free enthalpy,  $\Delta G^\circ$ , scheme of the  $(P_3^Si)Fe$  cycle calculated with the B3LYP functional and the def2-TZVP basis set.

redox changes at Fe. From their studies, the authors suggested that catalysis with an *N*-anchored ligand might be achieved by installing electron-withdrawing  $-\text{CF}_3$  groups at the para-position (relative to the apical N atom linchpin of the ligand), so as to enhance the electronic buffering capacity of the tris(phosphine)amine ligand.<sup>207</sup>

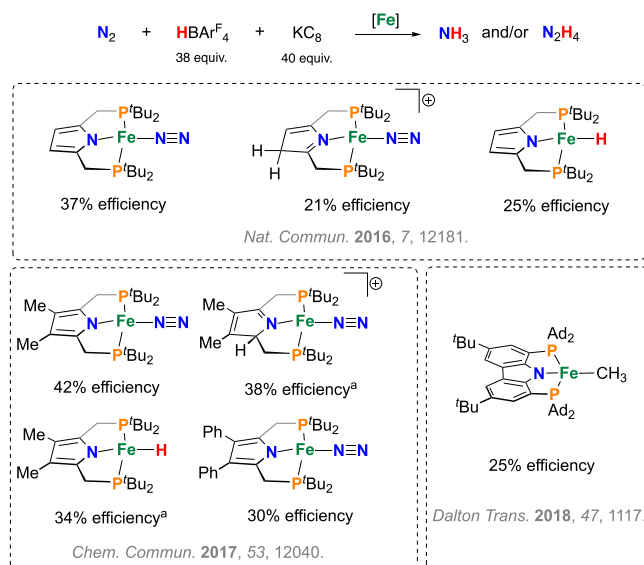
Visser and co-workers have investigated the thermodynamics and kinetics of  $[(\text{P}_3^{\text{B}})\text{Fe}(\text{N}_2)]^-$  protonation by  $[(\text{Et}_2\text{O})_2\text{H}]^+$ .<sup>208</sup> Consistent with spectroscopic results, double protonation at the distal nitrogen was found to be kinetically and thermodynamically more favorable than formation of a diimide-type intermediate (e.g.,  $(\text{P}_3^{\text{B}})\text{Fe}(\eta^2\text{-HNNH})$ ). They then determined that protolytic N–N bond cleavage should be possible following either 0, 1, or 2 electron transfers, suggesting the thermodynamic plausibility of multiple mechanisms for  $\text{NH}_3$  formation. Unfortunately, this report systematically overestimates the stability of high-spin states (e.g., they predict that the  $S = 3/2$  state of  $[(\text{P}_3^{\text{B}})\text{Fe}(\text{NNH}_2)]^+$  to be more stable than the experimentally observed  $S = 1/2$  ground state by 20 kcal·mol<sup>-1</sup>). This makes it difficult to draw firm conclusions from the work.

Oláh, Szilvási, and co-workers have interrogated the Gibbs free energy profile of nitrogen fixation catalysis on  $(\text{P}_3^{\text{E}})\text{Fe}$  (E = B, Si).<sup>209</sup> They identified that these systems could access both a distal and a hybrid distal-to-alternating mechanism, with the key intermediate being  $(\text{P}_3^{\text{E}})\text{Fe}(\text{NNH}_2)$ . Consistent with experimental results,<sup>109,114,176,204</sup> the Si system was predicted to have a greater preference for the hybrid distal-to-alternating pathway. Furthermore, this theoretical study identified  $[(\text{P}_3^{\text{Si}})\text{Fe}(\text{N}_2\text{H}_4)]^+$  as a thermodynamic sink that is difficult to escape once formed (i.e., unfavorable electron transfer, proton transfer, and Fe–N bond cleavage); however, they suggested that PCET to  $[(\text{P}_3^{\text{Si}})\text{Fe}(\text{N}_2\text{H}_4)]^+$  to form  $\text{NH}_3$  and  $[(\text{P}_3^{\text{Si}})\text{Fe}(\text{NH}_2)]^+$  could rapidly consume such an intermediate. An identified challenge for these iron catalyst systems is that all of the free energy provided by the reagents is consumed as early as the formation of  $[(\text{P}_3^{\text{E}})\text{Fe}(\text{NH}_3)]^+$ , which precedes catalyst turnover. A similar problem has been identified computationally and experimentally for Schrock's  $(\text{HIPTN}_3\text{N})\text{Mo}$  system,<sup>128</sup> suggesting this may be a general challenge in homogeneous  $\text{N}_2$  fixation catalysts, offering a potential area for improvement via rational catalyst design.

### 5.6. Nishibayashi's Fe Systems

An Fe catalyst was developed by the Nishibayashi group featuring a pyrrole-based PNP ligand.<sup>116</sup> Although no fixed-*N* products were observed when they used conditions similar to those developed for their Mo catalysts (i.e.,  $\text{Cp}_2\text{Co}$ ,  $[\text{LutH}]\text{OTf}$ , room temperature),<sup>51</sup> when they explored the original conditions reported for  $(\text{P}_3^{\text{B}})\text{Fe}$  (i.e.,  $\text{KC}_8$ ,  $\text{HBAr}^{\text{F}}_4$ ,  $-78^\circ\text{C}$  in  $\text{Et}_2\text{O}$ )<sup>18</sup> they detected catalytic yields of fixed-*N* products. In contrast to the  $(\text{P}_3^{\text{B}})\text{Fe}$  system, Nishibayashi and co-workers observed catalytic yields of not only  $\text{NH}_3$  but also some  $\text{N}_2\text{H}_4$  (Figure 54). Furthermore, the selectivity for  $\text{NH}_3$  versus  $\text{N}_2\text{H}_4$  was affected by the solvent, with THF enhancing the yield of  $\text{N}_2\text{H}_4$  relative to  $\text{Et}_2\text{O}$ . The electronic structure of the most efficient precatalyst,  $(\text{PNP})\text{Fe}(\text{N}_2)$ , was studied by Walter and co-workers via SQUID magnetometry, Mössbauer, and EPR spectroscopy and found to feature a well-isolated  $S = 1/2$  ground state.<sup>210</sup>

Notably, the Nishibayashi group found that two potential products of  $(\text{PNP})\text{Fe}(\text{N}_2)$  protonation,  $(\text{PNP})\text{Fe}(\text{H})$  and a species resulting from protonation at the pyrrole-backbone



**Figure 54.** Catalytic  $\text{N}_2\text{RR}$  efficiencies for all of Nishibayashi's (PNP) Fe systems. <sup>a</sup>These complexes were only tested under higher loading conditions with  $\text{KC}_8$  (200 equiv) and  $\text{HBAr}^{\text{F}}_4$  (184 equiv).<sup>29,116,178</sup>

(which DFT predicted to be the thermodynamic product of protonation), were also precatalysts for  $\text{N}_2\text{RR}$ , albeit with diminished efficiency (Figure 54). Again, this observation underscores the importance of forming hydridic species, in this case either  $\text{Fe}(\text{H})$  or  $\text{C}-\text{H}$  of the dearomatized pyrrole, reversibly if  $\text{N}_2\text{RR}$  catalysis is to be productive, thereby avoiding an off-path sink.

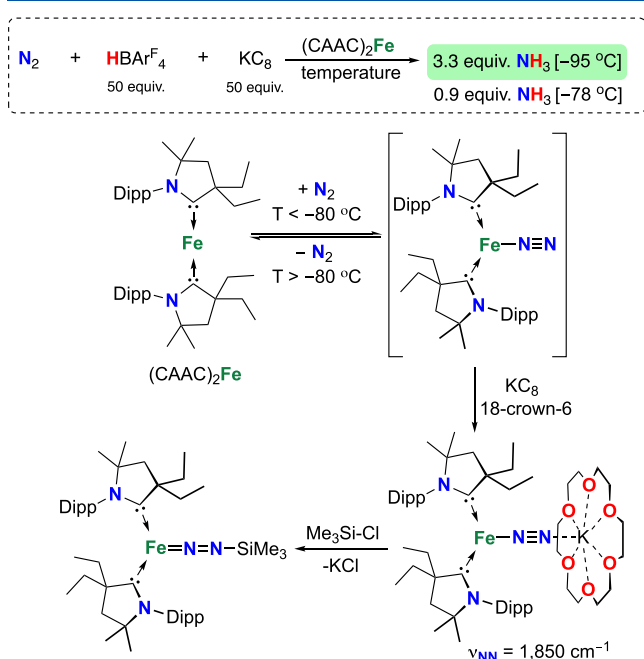
Given the diminished efficiency of the pyrrole-protonated precatalyst, the Nishibayashi group synthesized two new catalysts that feature methyl and phenyl substitution at the 3- and 4-positions of pyrrole (Figure 54).<sup>178</sup> While phenyl substitution did not lead to improved catalysis, methyl substitution improved the catalyst lifetime (max fixed-*N* product:  $26.1 \pm 2$  vs  $17.9 \pm 2$ ; max efficiency:  $42 \pm 8\%$  vs  $37 \pm 4\%$ ).<sup>116,178</sup> Markedly, reaction of these  $(^{3,4\text{-Me}}\text{PNP})\text{Fe}(\text{N}_2)$  complexes with  $\text{HBAr}^{\text{F}}_4$  resulted in protonation at the 2-position of the pyrrole backbone rather than the 3-position. Thus, methyl substitution prevented protonation at the 3- and 4-position, but the electron-rich pyrrole ring remained the thermodynamically favored site of protonation.<sup>178</sup>

Efforts to completely prevent pyrrole ligand protonation by replacing the pyrrole with a carbazole were unsuccessful (Figure 54).<sup>179</sup> Reduction of the carbazole-containing  $(^{\text{Car}}\text{PNP})\text{Fe}(\text{Cl})$  species led to bridged, rather than terminal dinitrogen complexes, which may retard protonation steps at  $\text{N}_2$ .<sup>211</sup> Possibly as a consequence of slower kinetics, these  $\text{N}_2$ -bridged species were not catalysts for  $\text{N}_2\text{RR}$ .

### 5.7. A Non-Phosphine Fe System for Catalysis

The low coordination numbers of the iron centers in the  $\text{FeMo}$ -cofactor, especially prior to the reassignment of its structure with an interstitial light atom,<sup>13</sup> when the iron centers were presumed to be three-coordinate has inspired inorganic chemists.<sup>212,213</sup> Holland and co-workers, in particular, have advanced the hypothesis that low-coordinate Fe centers would be particularly competent for activating  $\text{N}_2$ . Although Holland and co-workers have not yet demonstrated catalytic  $\text{N}_2\text{RR}$  with their  $\beta$ -diketiminato system, they have demonstrated important results regarding N–N bond cleavage and N–H bond formation on this platform.<sup>90,211,214–217</sup>

However, to date, the only iron system featuring coordination numbers less than four reported to facilitate catalytic  $N_2$ -to- $NH_3$  conversion is the 2-coordinate complex  $(CAAC)_2Fe$  ( $CAAC$  = cyclic alkyl amino carbene, Figure 55), which goes three-



**Figure 55.** Catalytic conditions for  $(CAAC)_2Fe$ . Equilibrium binding of  $N_2$  at  $-80\text{ }^\circ\text{C}$  and access to  $(CAAC)_2Fe(NNTMS)$  via reductive silylation; Dipp = 2,6-diisopropylphenyl.<sup>172</sup>

coordinate upon  $N_2$  binding.<sup>172</sup> Interestingly,  $(CAAC)_2Fe$  is stable to reduction at room temperature, but entropy-controlled equilibrium  $N_2$  binding ( $K_{eq} = 0.2$  at 298 K) to  $(CAAC)_2Fe$  facilitated reduction at low temperature to  $[(CAAC)_2Fe(N_2)]^-$  ( $\nu_{NN} = 1850\text{ cm}^{-1}$ ). The low  $N_2$  stretching frequency correlates with strong  $N_2$  activation. Accordingly,  $[(CAAC)_2Fe(N_2)]^-$  reacted productively with silyl electrophiles to yield the silyldiazenido complex  $(CAAC)_2Fe(NNSiMe_3)$ . Consistent

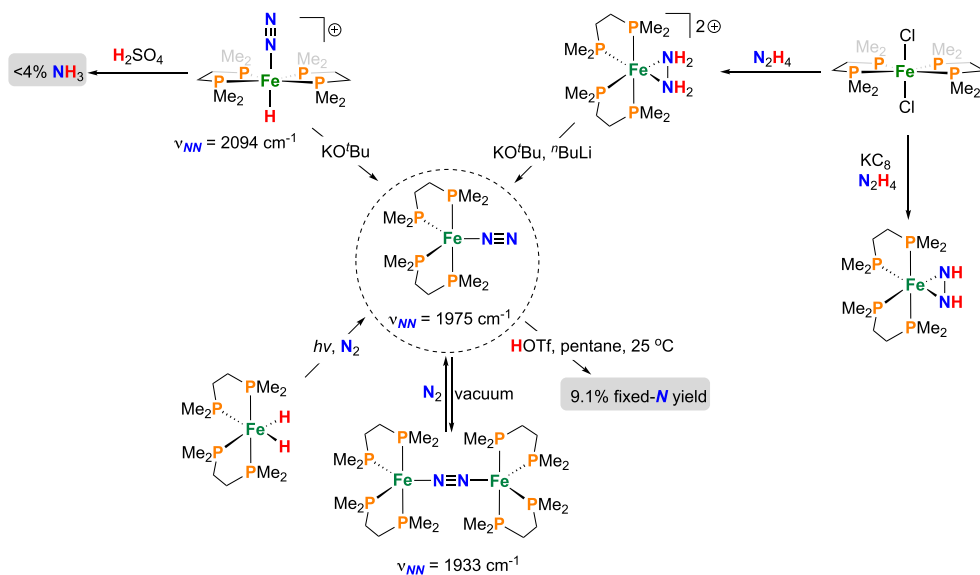
with temperature-controlled binding of  $N_2$  (and hence reduction), the reaction temperature had a significant impact on catalytic efficiency when  $(CAAC)_2Fe$  was exposed to excess  $HBARF_4$  and  $KC_8$  (0.4 equiv of  $NH_3$  at RT, 0.3 equiv of  $NH_3$  at  $-50\text{ }^\circ\text{C}$ , 0.9 equiv of  $NH_3$  at  $-78\text{ }^\circ\text{C}$ , 3.3 equiv of  $NH_3$  at  $-95\text{ }^\circ\text{C}$ ; average values given).

### 5.8. Historic Work on Bis-Diphosphine Fe Complexes in Nitrogen Fixation

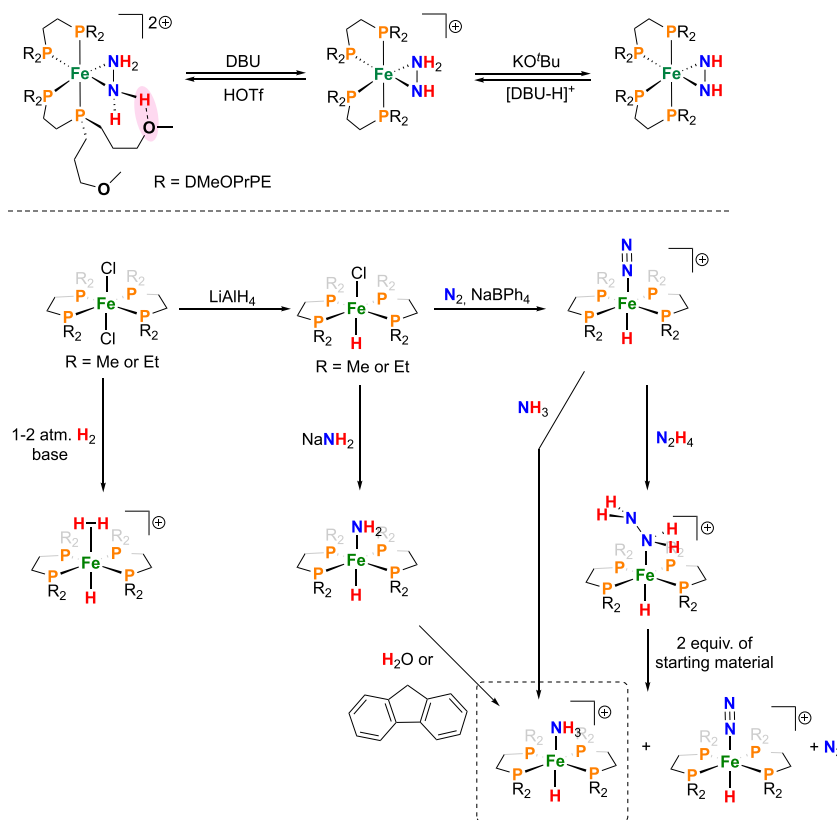
In 2016, the Ashley group demonstrated the catalytic formation of hydrazine ( $N_2H_4$ ) using  $(depe)_2Fe(N_2)$  as the (pre)catalyst ( $depe$  = 1,2-bis(diethylphosphino)ethane).<sup>174</sup> The stage for this result was set by the rich history of bis-diphosphine- $Fe-N_2$  systems. We first describe early and mechanistically relevant details prior to returning to the fascinating catalysis reported by Ashley and co-workers.

Leigh and co-workers first suggested that a  $dmpe$ -supported ( $dmpe$  = 1,2-bis(dimethylphosphino)ethane)  $Fe$  complex,  $(dmpe)_2Fe(N_2)$  ( $\nu_{NN} = 1975\text{ cm}^{-1}$ ), liberated fixed-N products (up to 20%) upon treatment with  $H_2SO_4$  (Figure 56). However, efforts to protonate the  $N_2$ /hydride species,  $trans-[(dmpe)_2Fe(N_2)(H)]^+$  ( $\nu_{NN} = 2074\text{ cm}^{-1}$ ), at  $N_2$ , with  $H_2SO_4$  were largely unsuccessful (<4%  $NH_3$ ).<sup>218</sup> Employing  $HCl$  as the acid source instead allowed for recovery of the starting material  $trans-(dmpe)_2Fe(Cl)_2$  in about 80% yield, hinting that such systems might ultimately be amenable to catalysis.<sup>219</sup> Nevertheless, these results were later called into question due to the lack of fixed-N products observed from protonolysis reactions with the structurally related complex  $(depe)_2Fe(N_2)$ .<sup>220,221</sup> Later work definitively established that protonation of  $(dmpe)_2Fe(N_2)$  by  $HCl$  does not result in the formation  $NH_4^+$ .<sup>222</sup> However, these results remain important as they provided motivation for the study of nitrogen fixation using these types of complexes. Furthermore, Leigh's suggestion that complexes of the type  $(diphosphine)_2Fe(N_2)$  could yield fixed-N products was ultimately proven correct by Ashley and co-workers, the key being replacing  $HCl$  with  $HOTf$ .<sup>223</sup>

Much of the early mechanistic work on  $(diphosphine)_2Fe$ -species relevant to  $N_2$  fixation was performed with the ligands  $dmpe$  and  $DMeOPrPE$  (1,2-bis[di(methoxypropyl)phosphino]ethane). Although much of this work was performed



**Figure 56.** Reactivity of  $(dmpe)_2Fe$  complexes.<sup>218,223–229</sup>



**Figure 57.** (Top) Acid/base chemistry that interconverts hydrazine, hydrazido(1<sup>−</sup>), and diazene ligands on (DMeOPrPE)<sub>2</sub>Fe;<sup>232,233</sup> (bottom) potential N<sub>2</sub>RR intermediates of the form (dxpe)<sub>2</sub>Fe(H)(L) (x = m or e, L = H<sub>2</sub>, N<sub>2</sub>, NH<sub>3</sub>, and N<sub>2</sub>H<sub>4</sub>) can be synthesized.<sup>224,231,234,235</sup>

contemporaneously, the dmpe system will be discussed first, with distinct features of the DMeOPrPE system then being introduced.

The η<sup>2</sup>-N<sub>2</sub>H<sub>4</sub> hydrazine adduct [(dmpe)<sub>2</sub>Fe(N<sub>2</sub>H<sub>4</sub>)]<sup>2+</sup> was synthesized by reaction of *trans*-(dmpe)<sub>2</sub>Fe(Cl)<sub>2</sub> with excess N<sub>2</sub>H<sub>4</sub> in THF (Figure S6).<sup>229</sup> Reaction of *trans*-(dmpe)<sub>2</sub>Fe(Cl)<sub>2</sub> with excess hydrazine in the presence of KC<sub>8</sub> led to the formation of an η<sup>2</sup>-bound diazene complex, (dmpe)<sub>2</sub>Fe(η<sup>2</sup>-HNNH), in 17% yield. The latter complex is structurally (and electronically) unusual and was proposed to form via reduction of the aforementioned [(dmpe)<sub>2</sub>Fe(N<sub>2</sub>H<sub>4</sub>)]<sup>2+</sup> complex to an (dmpe)<sub>2</sub>Fe(N<sub>2</sub>H<sub>4</sub>) product that then loses H<sub>2</sub> to form the observed Fe-diazene. The observation of *cis*-(dmpe)<sub>2</sub>Fe(H)<sub>2</sub> as a minor byproduct is at least consistent with the *in situ* formation of H<sub>2</sub>. Although the diazene species can be isolated by crystallization, it ultimately decomposed in solution to afford [(dmpe)<sub>2</sub>Fe]<sub>2</sub>(μ-dmpe) with the loss of the diazene fragment. Consistent with the known decomposition pathways of free diazene, monitoring the decay of the <sup>15</sup>N-labeled diazene complex by NMR spectroscopy confirmed the formation of <sup>15</sup>NH<sub>3</sub> and <sup>15</sup>N<sub>2</sub>.

Additional work by Field and co-workers revealed that the diazene complex could be synthesized in improved yield (55%) via deprotonation of the hydrazine complex by KO<sup>t</sup>Bu (Figure S7).<sup>224</sup> This reaction was reversible with [LutH]OTf able to protonate the diazene complex to the hydrazine complex. Reaction of the <sup>15</sup>N-hydrazine complex with Schlosser's base (KO<sup>t</sup>Bu and <sup>t</sup>BuLi) under a <sup>14</sup>N<sub>2</sub> atmosphere led to the formation of (dmpe)<sub>2</sub>Fe(<sup>15</sup>N<sub>2</sub>), as confirmed by NMR and IR spectroscopy, suggesting that under certain conditions, the bound diazene could effectively lose H<sub>2</sub> without dissociating

from the metal. DFT calculations performed on the diazene complex led the authors to propose an Fe<sup>0</sup> oxidation state with backbonding to a neutral diazene fragment, as opposed to charge-transfer to form a hydrazido(2<sup>−</sup>) ligand bound to an Fe<sup>II</sup> center; however, this assignment has been questioned.<sup>230</sup>

The potential relevance of Fe(H) intermediates to nitrogen fixation, both within this system and in biological nitrogen fixation, led Field and co-workers to also consider the coordination of nitrogen fixation intermediates (N<sub>x</sub>H<sub>y</sub>) to Fe(H) species. The reaction of *trans*-(dmpe)<sub>2</sub>Fe(Cl)(H) with excess N<sub>2</sub>H<sub>4</sub> in the presence of NaBPh<sub>4</sub> led to the isolation of *trans*-[(dmpe)<sub>2</sub>Fe(N<sub>2</sub>H<sub>4</sub>)(H)]BPh<sub>4</sub> in moderate yield (36%). Reaction of *trans*-[(dmpe)<sub>2</sub>Fe(<sup>15</sup>N<sub>2</sub>H<sub>4</sub>)(H)]BPh<sub>4</sub> with KO<sup>t</sup>Bu formed (dmpe)<sub>2</sub>Fe(η<sup>2</sup>-H<sup>15</sup>N<sup>15</sup>NH) and trace amounts of (dmpe)<sub>2</sub>Fe(<sup>15</sup>N<sub>2</sub>) and (dmpe)<sub>2</sub>Fe(H)<sub>2</sub>, consistent with previous results.<sup>224</sup> The hydrazine complex was unstable in solution, decomposing to *trans*-[(dmpe)<sub>2</sub>Fe(NH<sub>3</sub>)(H)]BPh<sub>4</sub>, *trans*-[(dmpe)<sub>2</sub>Fe(N<sub>2</sub>)(H)]BPh<sub>4</sub>, and free N<sub>2</sub>. The amide complex, *trans*-(dmpe)<sub>2</sub>Fe(NH<sub>2</sub>)(H), was also accessible by reaction of *trans*-(dmpe)<sub>2</sub>Fe(Cl)(H) with NaNH<sub>2</sub> (63% yield). It could be converted into the ammonia complex, *trans*-[(dmpe)<sub>2</sub>Fe(NH<sub>3</sub>)(H)]<sup>+</sup>, via protonation with H<sub>2</sub>O or fluorene,<sup>231</sup> thus demonstrating that most of the potential intermediates of a N<sub>2</sub>RR cycle can be synthesized in the presence of iron hydrides.

The reactivity of (dmpe)<sub>2</sub>Fe(N<sub>2</sub>) with electrophiles has been recently revisited (Figure S8). Field and co-workers found that reaction with methyl electrophiles (i.e., MeOTf, MeOTs) methylated the Fe center *trans* to the N<sub>2</sub> ligand. In contrast, silylation followed by quenching with HOTf led to the formation of NH<sub>3</sub> (17 ± 3%), suggesting N<sub>2</sub>-based functional-



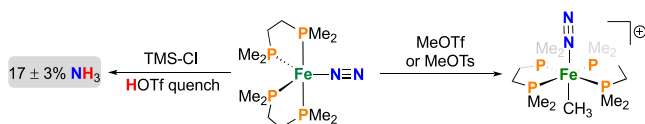


Figure 58. Treatment of  $(\text{dmpe})_2\text{Fe}(\text{N}_2)$  with electrophiles.<sup>222</sup>

ization. Yields of  $\text{NH}_3$  could be increased by the addition of  $\text{KO}^t\text{Bu}$  and  $\text{Cp}^*\text{Co}$  ( $51 \pm 2\%$   $\text{NH}_3$ ).<sup>222</sup> Ashley and co-workers also explored the reactivity of  $(\text{dmpe})_2\text{Fe}(\text{N}_2)$  and found that under a vacuum this species dimerizes to form  $[(\text{dmpe})_2\text{Fe}]_2(\mu\text{-N}_2)$  ( $\nu_{\text{NN}} = 1933 \text{ cm}^{-1}$ ). While acidification of  $(\text{dmpe})_2\text{Fe}(\text{N}_2)$  with  $\text{HCl}$  formed only trace  $\text{NH}_3$ , fixed-N yields could be increased by using  $\text{HOTf}$  (up to 9.1%  $\text{N}_2\text{H}_4$ ).<sup>223</sup> The Ashley group also noted that by cyclic voltammetry (CV),  $(\text{dmpe})_2\text{Fe}(\text{N}_2)$  decomposes upon oxidation to the putative  $[(\text{dmpe})_2\text{Fe}(\text{N}_2)]^+$ , but for  $(\text{depe})_2\text{Fe}(\text{N}_2)$  this oxidation occurred reversibly at  $-2.0 \text{ V}$  vs  $\text{Fc}^{+/0}$ .

The mechanism of nitrogen fixation using  $(\text{dmpe})_2\text{Fe}(\text{N}_2)$  has been studied computationally by the Tyler group.<sup>230</sup> In these calculations,  $\text{HOTf}$  was the reference acid, and the electrons for  $\text{N}_2\text{RR}$  were provided by oxidation of  $(\text{dmpe})_2\text{Fe}(\text{N}_2)$  to  $[(\text{dmpe})_2\text{Fe}]^{2+}$ . Protonation of  $(\text{dmpe})_2\text{Fe}(\text{N}_2)$  was found to be most favorable at Fe ( $\Delta E = -58 \text{ kcal}\cdot\text{mol}^{-1}$ ), but it is known that the reaction of *trans*- $(\text{dmpe})_2\text{Fe}(\text{N}_2)(\text{H})$  with protons does not lead to the formation of fixed-N products, so they considered only the further reactivity of the kinetic protonation product,  $[(\text{dmpe})_2\text{Fe}(\text{NNH})]^+$  ( $\Delta E = -18 \text{ kcal}\cdot\text{mol}^{-1}$ ). Their key observation was that although protonation of  $[(\text{dmpe})_2\text{Fe}(\text{NNH})]^+$  to give the dicationic *trans*-diazene ( $\text{HNNH}$ ) and isodiazene ( $\text{NNH}_2$ ) species were similar in energy,  $\Delta E = -2$  and  $-6 \text{ kcal}\cdot\text{mol}^{-1}$ , respectively, the two-electron reduction of the isodiazene was predicted to be much more unfavorable than that of the *trans*-diazene ( $\Delta E = 18 \text{ kcal}\cdot\text{mol}^{-1}$  vs  $-7 \text{ kcal}\cdot\text{mol}^{-1}$ ). Thus, a Chatt-type mechanism was considered unlikely; this is consistent with the ultimate discovery that  $(\text{depe})_2\text{Fe}$  selectively catalyzes the formation of  $\text{N}_2\text{H}_4$ .<sup>174</sup>

Although the core bis-phosphinoethane architecture is maintained between *dmpe* and *DMeOPrPE*, certain features are distinct to the alkyl-ether containing phosphine substituents that warrant comment. With the *DMeOPrPE* ligand, one can envision the possibility of secondary-sphere hydrogen bonding interactions between  $\text{N}_x\text{H}_y$  intermediates and the etheral O-substituents of the ligands— $[(\text{DMeOPrPE})_2\text{Fe}(\text{N}_2\text{H}_4)]^{2+}$  demonstrates one such interaction (Figure S7). It is likely that similar interactions exist in other nitrogen fixation intermediates on this platform, but crystallographic evidence is limited. Reaction of this hydrazine complex with excess  $\text{HOTf}$  leads to  $\text{N}_2\text{H}_5^+$  (64%),  $\text{NH}_4^+$  (21%), and  $\text{N}_2$ . The authors attributed the formation of  $\text{NH}_4^+$  to hydrazine disproportionation.<sup>232</sup> It is possible that hydrogen bonding plays a key role in stabilizing intermediates such as the hydrazido(1-) on this platform,

allowing for the reversible, stepwise interconversion of the hydrazine and diazene complexes.<sup>233</sup>

Another interesting feature of the *DMeOPrPE* system is that the alkyl ether substituents render the complexes water-soluble.<sup>236–238</sup> Unfortunately, although *trans*- $[(\text{DMeOPrPE})_2\text{Fe}(\text{N}_2)(\text{H})]^+$  could be formed, the hydride was too basic to be deprotonated in aqueous solvent and thus access to the key nitrogen-fixing intermediate,  $(\text{DMeOPrPE})_2\text{Fe}(\text{N}_2)$ , was not available.<sup>239</sup> These results are nonetheless of interest as being able to perform catalytic nitrogen fixation under aqueous conditions remains an important goal for the field; recent results from the Nishibayashi group have begun to address this issue.<sup>79,150</sup>

Tyler and co-workers have also shown that with  $(\text{DMeOPrPE})_2\text{Fe}$ ,  $\text{H}_2$  can serve as a source of electrons for nitrogen fixation. This was achieved by synthesizing *trans*- $[(\text{DMeOPrPE})_2\text{Fe}(\text{H})(\text{H}_2)]^+$  from reaction of *trans*- $(\text{DMeOPrPE})_2\text{Fe}(\text{Cl})_2$  with  $\text{H}_2$  in the presence of base. Substitution of the  $\text{H}_2$  ligand for  $\text{N}_2$  occurred upon exposure to an atmosphere of  $\text{N}_2$ , and deprotonation of the resulting *trans*- $[(\text{DMeOPrPE})_2\text{Fe}(\text{N}_2)(\text{H})]^+$  by  $\text{KO}^t\text{Bu}$  generated  $(\text{DMeOPrPE})_2\text{Fe}(\text{N}_2)$  (Figure S7). Reaction of the latter species with acid provided fixed-N products, for which the reducing equivalents were derived from  $\text{H}_2$ .<sup>240</sup> Despite exciting advances by a variety of groups aimed at the goal of utilizing  $\text{H}_2$  as the source of both protons and electrons in catalytic nitrogen fixation (akin to Haber–Bosch),<sup>88,185,241,242</sup> this overall target remains unrealized.

### 5.9. Achieving Catalysis with $(\text{depe})_2\text{Fe}(\text{N}_2)$

Although much of the mechanistic work concerning bis-diphosphine systems has been performed with *dmpe* and *DMeOPrPE*, *depe* can also be used to form related  $\text{N}_2$  complexes.<sup>220,243</sup> Given its enhanced selectivity for the formation of fixed-N products on protonation (26% yield vs 9% yield for *dmpe*) and the reversibility of its 0/1+ redox couple,  $(\text{depe})_2\text{Fe}(\text{N}_2)$  was pursued as a (pre)catalyst for nitrogen fixation. The use of  $\text{Cp}^*\text{Co}$  and  $[\text{Ph}_2\text{NH}_2]\text{OTf}$  in diethyl ether at  $-78 \text{ }^\circ\text{C}$  was found to be particularly effective for the catalytic fixation of  $\text{N}_2$  (up to  $24.5 \pm 0.5$  equiv of  $\text{N}_2\text{H}_4$ , Figure S9). The use of THF as the reaction solvent,  $[\text{Ph}_2\text{NH}_2]\text{BAI}^{\text{F}_4}$  as the acid, or  $\text{KC}_8$  as the reductant were all found to be deleterious.

Ashley and co-workers made several observations during this work that led them to hypothesize that  $\text{NH}_3$  was forming via a catalyst decomposition pathway. First, although some  $\text{NH}_3$  forms irrespective of acid loading, it never exceeded 1 equiv (relative to catalyst). Second, the catalyst was not active for further nitrogen fixation upon reloading of substrate, but most of the quantified  $\text{NH}_3$  ( $\sim 80\%$ ) originated from an unidentified Fe-species that was in solution at the end of catalysis. Lastly, under the reaction conditions,  $\text{N}_2\text{H}_4$  was rapidly protonated to form insoluble  $[\text{N}_2\text{H}_3]\text{OTf}$ , which control reactions demonstrated was stable under the relevant conditions. These data suggested that  $\text{NH}_3$  cannot originate from the same pathway as  $\text{N}_2\text{H}_4$ . The

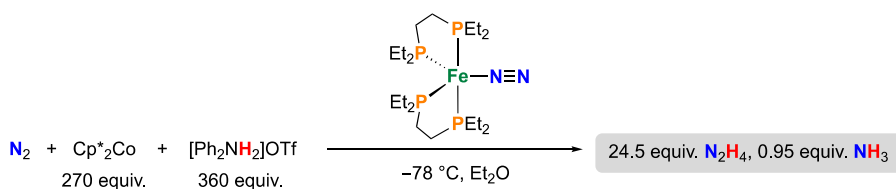
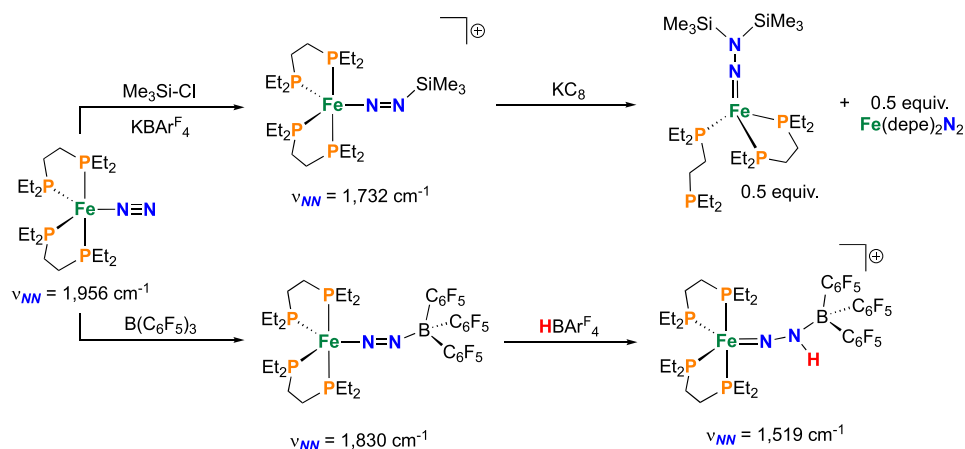
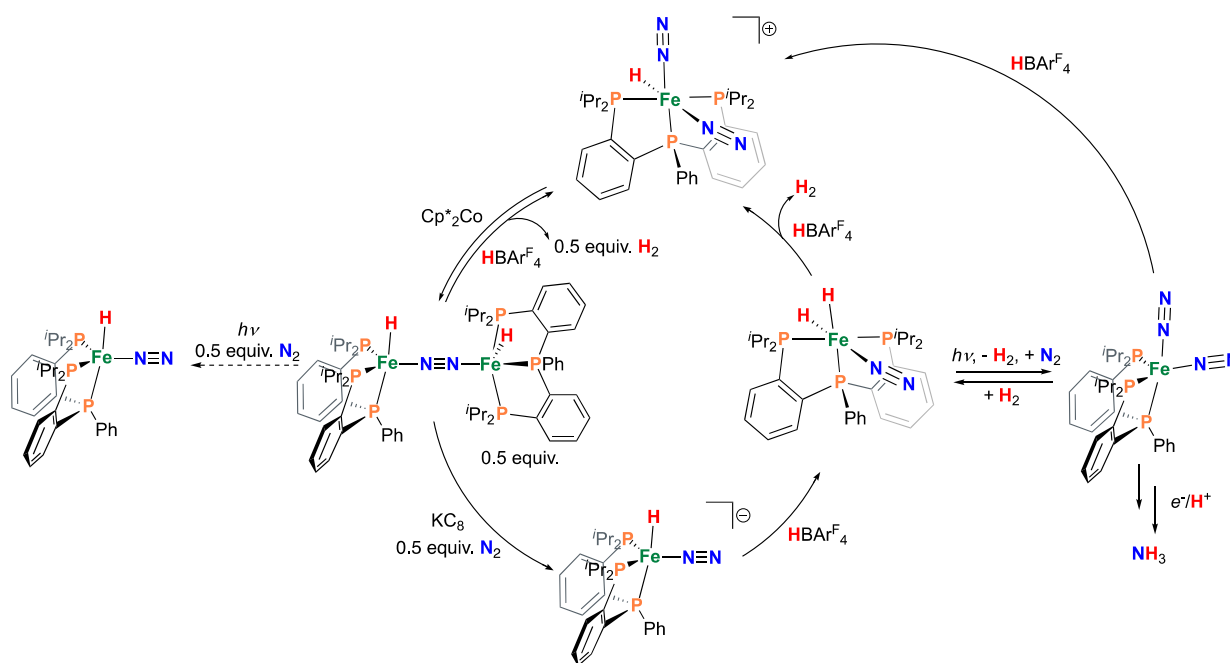


Figure 59. Catalytic  $\text{N}_2$  fixation by  $(\text{depe})_2\text{Fe}(\text{N}_2)$  using  $\text{Cp}^*\text{Co}$  (270 equiv) and  $[\text{Ph}_2\text{NH}_2]\text{OTf}$  (360 equiv).<sup>174</sup>



**Figure 60.** Observed reactivity of  $(\text{depe})_2\text{Fe}(\text{N}_2)$  with electrophiles occurred at  $\text{N}_\beta$ .<sup>195,246,247</sup> The relationship between this reactivity and the catalytic reaction remains unclear.



**Figure 61.** Pathways for HER,  $\text{N}_2\text{RR}$ , and hypothesized origins of the light enhancement for  $(\text{PP}_2)\text{Fe}$ .<sup>175</sup>

question of whether there are different operative pathways to fixed- $\text{N}$  products and what the consequence of that is for selectivity/turnover number is worthy of further interrogation.

Ashley and co-workers also suggested that  $[(\text{depe})_2\text{Fe}(\text{N}_2\text{H}_4)](\text{OTf})_2$  cannot be an on-path intermediate of  $\text{N}_2\text{RR}$  due to its poor catalytic performance. However, (pre)catalyst insolubility<sup>173</sup> and the deleterious reactivity of certain intermediates at high concentration<sup>54</sup> have been previously postulated as reasons why even on-path intermediates can lead to anomalously low yields when employed as (pre)catalysts. Hence, caution in interpreting this observation is warranted.

Subsequently, the reactivity of  $(\text{depe})_2\text{Fe}(\text{N}_2)$  with electrophiles has been studied (Figure 60). In 2017, Szymczak and co-workers interrogated a “push-pull” hypothesis for  $\text{N}_2$  activation with this system. They found that  $(\text{depe})_2\text{Fe}(\text{N}_2)$  reacted with a variety of Lewis acids (e.g., boranes and alkali metals) to form persistent adducts that significantly activated the  $\text{N}_2$  ligand

( $\Delta\nu_{\text{NN}} \approx -50$  to  $-170 \text{ cm}^{-1}$ ). Solid-state characterization of the tris(pentafluorophenyl)borane adduct revealed an elongated  $\text{N}-\text{N}$  distance, a shorter  $\text{Fe}-\text{N}$  distance, and an  $\text{N}-\text{N}-\text{B}$  angle of  $137.0(3)^\circ$ , all of which suggested a significant interaction between the boron  $p$ -orbital and the  $\text{N}-\text{N}$   $\pi^*$  orbital (Figure 60). The  $^{11}\text{B}$  NMR and  $^{15}\text{N}$  NMR spectroscopic data confirmed the interaction to be persistent in solution, with the latter also suggesting that there was increased electron density on  $\text{N}_\beta$ . The degree of activation of the  $\text{N}_2$  ligand was found to correlate with the acceptor number<sup>244,245</sup> of the Lewis acid employed. Interestingly, the  $\text{B}(\text{C}_6\text{F}_5)_3$ -adduct was found to react selectively ( $\sim 95\%$ ) with protons at  $\text{N}_\beta$  to produce  $[(\text{depe})_2\text{Fe}(\text{NNHBAr}_3)]^+$  ( $\text{BAr}_3 = \text{tris}(\text{pentafluorophenyl})\text{borane}$ ), in direct contrast to the reaction of  $(\text{depe})_2\text{Fe}(\text{N}_2)$  with protons which primarily led to the formation of  $\text{Fe}$ -hydrides. The  $[(\text{depe})_2\text{Fe}(\text{NNHBAr}_3)]^+$  has an  $\text{N}-\text{N}$  bond length of  $1.252(8) \text{ \AA}$  and a  $\nu_{\text{NN}}$  of  $1519 \text{ cm}^{-1}$ , suggesting it is best formulated as a hydrazido(2-) ligand (Figure 60).<sup>246</sup>

It was also found that  $(\text{depe})_2\text{Fe}(\text{N}_2)$  reacted with  $\text{TMSCl}$  in the presence of  $\text{KBAr}^{\text{F}}_4$  to form a cationic silyldiazenido complex,  $[(\text{depe})_2\text{Fe}(\text{NNSiMe}_3)]^+$  (Figure 60). DFT calculations suggested that this species is a good model of the first intermediate of catalytic nitrogen fixation,  $[(\text{depe})_2\text{Fe}(\text{NNH})]^+$ .<sup>195</sup> It was subsequently found that one-electron reduction of  $[(\text{depe})_2\text{Fe}(\text{NNTMS})]^+$  caused a disproportionation reaction that resulted in formation of  $(\text{depe})_2\text{Fe}(\text{N}_2)$  and  $(\text{depe})_2\text{Fe}(\text{NNTMS}_2)$ .<sup>247</sup> These data are consistent with the previous suggestion by the Peters group that the N–E (E = H, SiR<sub>3</sub>) bonds in early N<sub>2</sub> fixation intermediates are weak.<sup>80,192</sup> As with the report from the Szymczak group, difunctionalization of the coordinated N<sub>2</sub> ligand was observed at N<sub>β</sub> rather than in an alternating fashion, which diverges from the observed formation of an η<sup>2</sup>-diazene ligand formed via deprotonation of the N<sub>2</sub>H<sub>4</sub> complex and calculations.<sup>224,230</sup> Thus, whether protonation reactions uniquely favor an alternating pathway, if the hydrazido ligand (NNH<sub>2</sub>) can rearrange to the diazene ligand (HNNH) or if hydrazine is formed via a hybrid mechanism, a possible scenario that has been considered by several groups,<sup>109,163</sup> remains an open question.

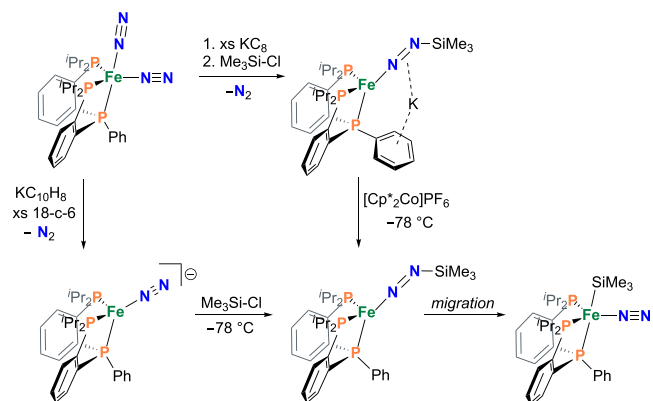
### 5.10. Triphos-Fe Systems

Peters and co-workers recently reported two triphosphine-Fe hydride species,  $(\text{PP}_2)\text{Fe}(\text{NH}_2)(\text{H})_2$  and  $[(\text{PP}_2)\text{Fe}(\text{H})](\mu\text{-N}_2)$  ( $\text{PP}_2$  = bis(*o*-diisopropylphosphino-phenyl)phenylphosphine) that were (pre)catalysts for N<sub>2</sub>-to-NH<sub>3</sub> conversion (Figure 61).<sup>175</sup> Despite only moderate efficiency for ammonia (up to  $7.5 \pm 0.8\%$  versus HER), these examples highlighted that irradiation of the catalytic reaction mixture can significantly enhance performance ( $18.1 \pm 0.8\%$  efficiency). The enhancement was even more significant at higher loadings of substrate (3000 equiv of  $\text{HBAr}^{\text{F}}_4$  and 3600 equiv of  $\text{KC}_8$ ), with photolysis increasing the yields from  $24.5 \pm 1.2$  equiv of NH<sub>3</sub> per Fe to  $66.7 \pm 4.4$  equiv of NH<sub>3</sub> per Fe (272%). These results are of particular interest not only to improving catalyst performance, but also to understanding the dihydride/N<sub>2</sub> exchange process suggested to occur at the FeMo cofactor,<sup>19</sup> which can also be triggered by irradiation.<sup>162</sup>

Mechanistic experiments were employed to interrogate the origin of light enhancement. One possibility considered was that a mononuclear iron species is on-path for catalysis and that the dinuclear species undergoes photodissociation. However, freeze-quench EPR spectroscopy did not support this hypothesis. Interrogation of the catalytic reaction mixture after warming revealed that the main product (~90%) was  $(\text{PP}_2)\text{Fe}(\text{N}_2)(\text{H})_2$  (Figure 61). Experiments using this dihydride as the (pre)catalyst led to slightly poorer efficiency for NH<sub>3</sub> ( $5.2 \pm 0.2\%$  efficiency), whereas photolysis of such reactions recovered the same catalytic activity observed previously ( $8.9 \pm 0.9$  equiv per Fe,  $17.8 \pm 1.8\%$  efficiency). This suggested that perhaps these species (i.e., dinuclear  $[(\text{PP}_2)\text{Fe}(\text{H})](\mu\text{-N}_2)$  and  $(\text{PP}_2)\text{Fe}(\text{N}_2)(\text{H})_2$ ) proceed via a unified mechanism. It had been previously demonstrated that photolysis of  $(\text{dmpe})_2\text{Fe}(\text{H})_2$  leads to H<sub>2</sub> elimination and N<sub>2</sub> binding.<sup>225–228</sup> Similarly, low-temperature irradiation of  $(\text{PP}_2)\text{Fe}(\text{N}_2)(\text{H})_2$  also released H<sub>2</sub>, leading to N<sub>2</sub> binding.<sup>196</sup>

Efforts to detect protonated N<sub>2</sub> species using these Fe(H) species proved unsuccessful. Instead, it seemed that such species might be involved in a parallel, unproductive hydrogen evolution cycle (Figure 61). Furthermore,  $(\text{PP}_2)\text{Fe}(\text{N}_2)_2$  was prepared and underwent protonation at Fe (and not N<sub>2</sub>) to produce iron-

bound hydride species. However,  $(\text{PP}_2)\text{Fe}(\text{N}_2)_2$  could be reduced by  $\text{KC}_8$  to structurally unusual monoanionic ( $[(\text{PP}_2)\text{Fe}(\text{N}_2)]^-$ ) (Figure 62) and dianionic ( $[(\text{PP}_2)\text{Fe}(\text{N}_2)]^{2-}$ )-



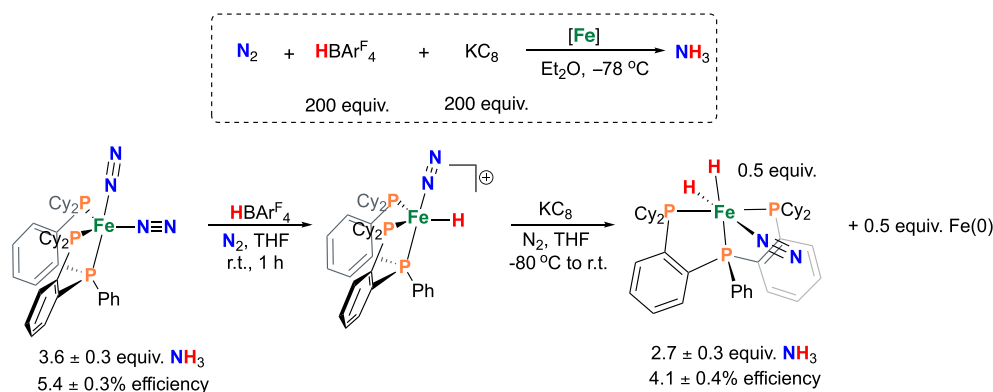
**Figure 62.** N<sub>2</sub> silylation reactions have been demonstrated with  $(\text{PP}_2)\text{Fe}$ . The migration of  $\text{SiMe}_3$  from N<sub>β</sub> to Fe is particularly noteworthy.<sup>196</sup>

complexes. The  $[(\text{PP}_2)\text{Fe}(\text{N}_2)]^{2-}$  underwent facile silylation to give the stable anionic diazenido complex,  $[(\text{PP}_2)\text{Fe}(\text{NNSiMe}_3)]^-$ . However, oxidation of this latter species, or reaction of  $[(\text{PP}_2)\text{Fe}(\text{N}_2)]^-$  with trimethylsilyl chloride, formed an unstable, neutral diazenido complex (presumed to be  $(\text{PP}_2)\text{Fe}(\text{NNSiMe}_3)$ ) that was characterized at low temperature by EPR spectroscopy. Over time, this complex decayed to form  $(\text{PP}_2)\text{Fe}(\text{N}_2)(\text{SiMe}_3)$  via net silyl migration. This result highlights that migration steps that shift the electrophile to the metal can occur even when N<sub>2</sub> is the kinetic site of functionalization. A similar issue has been discussed for  $(\text{HIPTN}_3\text{N})\text{Mo}(\text{NNH})$ .<sup>99</sup>

The nitrogen fixation chemistry of a related triphos-Fe system (cyclohexyl rather than isopropyl substituents on phosphorus) has been reported by Mézailles and co-workers (Figure 63). Notably, they found that an Fe<sup>I</sup> hydride species was not stable (with isopropyl an N<sub>2</sub>-bridged dinuclear Fe<sup>I</sup> hydride species forms), but rather that it disproportionated to form an Fe<sup>II</sup> dihydride and Fe<sup>0</sup> decomposition products. This highlights the effect that subtle changes in the ligand can have on species of potential relevance to N<sub>2</sub>RR. Nonetheless, they found similar efficiencies for nitrogen fixation as did the Peters group under analogous conditions (200 equiv of  $\text{KC}_8$  and 200 equiv of  $\text{HBAr}^{\text{F}}_4$  - up to  $3.6 \pm 0.3$  equiv of NH<sub>3</sub> per Fe,  $5.4 \pm 0.4\%$  efficiency) and also note that the dihydride complex showed slightly poorer activity ( $2.7 \pm 0.3$  equiv of NH<sub>3</sub> per Fe,  $4.1 \pm 0.4\%$  efficiency).<sup>180</sup>

## 6. BEYOND Mo AND Fe: PROGRESS TOWARD N<sub>2</sub>-to-NH<sub>3</sub> CATALYSIS USING OTHER METALS

The catalytic systems described thus far have featured either Mo or Fe, and it is the extensive studies that have been undertaken to explore the mechanisms by which these two metals fix N<sub>2</sub>, that have largely driven this field of catalysis forward. While Mo and Fe are known to be the biologically relevant metals in MoFe-nitrogenase, there is no reason *a priori* to anticipate that these should be the only metals able to mediate catalytic N<sub>2</sub>-to-NH<sub>3</sub> conversion. Instead, catalytic studies focusing first on Mo and then Fe have played a dominant role in the advance of the field due to many inorganic chemists primarily rooting their explorations in the context of modeling biological nitro-



**Figure 63.** Nitrogen fixation using a cyclohexyl-substituted tris(phosphino) ( $\text{PP}_2$ )Fe complex.<sup>180</sup>

genases.<sup>26,57,171,248,249</sup> With the growing availability of different acid/reductant cocktails, conditions, and methods for analysis, it has become possible to systematically screen the efficacy of other transition metal systems. As a result, in the last five years exciting examples of  $\text{N}_2$ -to- $\text{NH}_3$  conversion catalysis by a number of metals, most of which are not biologically relevant (the exception being V), have been reported. As this occurs, design principles essential to this type of  $\text{N}_2$ -to- $\text{NH}_3$  conversion catalysis are beginning to emerge.

### 6.1. Evidence for Catalysis with a Tris(phosphino)borane Co System

As a complement to the Fe model work done with the  $\text{P}_3^{\text{B}}$ ,  $\text{P}_3^{\text{C}}$ , and  $\text{P}_3^{\text{Si}}$  ligands, the  $\text{N}_2$ RR capacity of the corresponding Co complexes has been explored (Figure 64). In all three cases,

$E_{\text{Ox}}$ (V vs $\text{Fc}^{+/0}$ )	-2.0	-2.2
$\nu_{\text{NN}}$ ( $\text{cm}^{-1}$ )	1,978	1,905
Max Eff. for $\text{NH}_3$	15 ± 2% ( $\text{HBArF}_4 + \text{KC}_8$ ) 47 equiv./60 equiv.	45 ± 3% ( $\text{HBArF}_4 + \text{KC}_8$ ) 48 equiv./58 equiv.
TON	2.4 ± 0.3	7.3 ± 0.5
Max Eff. for $\text{NH}_3$	6 ± 2% ( $[\text{Ph}_2\text{NH}_2]\text{OTf} + \text{Cp}^*_2\text{Co}$ ) 54 equiv./108 equiv.	72 ± 3% ( $[\text{Ph}_2\text{NH}_2]\text{OTf} + \text{Cp}^*_2\text{Co}$ ) 54 equiv./108 equiv.
TON	1.1 ± 0.4	12.8 ± 0.5

**Figure 64.** Electrochemical and spectroscopic comparison of  $[(\text{P}_3^{\text{B}})\text{Co}(\text{N}_2)]^-$  and  $[(\text{P}_3^{\text{Si}})\text{Fe}(\text{N}_2)]^-$ . Maximum  $\text{N}_2$ RR efficiencies are compared using  $\text{KC}_8/\text{HBArF}_4$  and  $[\text{Ph}_2\text{NH}_2]\text{OTf}/\text{Cp}^*_2\text{Co}$ .<sup>52,80,173</sup>

$\text{Co}(\text{N}_2)$  complexes could be prepared. An anionic  $[\text{Co}(\text{N}_2)]^-$  complex was only accessible for the  $(\text{P}_3^{\text{B}})\text{Co}$  system, which correlates with the extra valence electron provided by Co compared to Fe (i.e.,  $[(\text{P}_3^{\text{B}})\text{Co}(\text{N}_2)]^-$  is an 18-electron complex, whereas  $[(\text{P}_3^{\text{Si}})\text{Co}(\text{N}_2)]^-$  and  $[(\text{P}_3^{\text{C}})\text{Co}(\text{N}_2)]^-$  would be 19-electron complexes).<sup>52,202,250</sup> Despite the extra

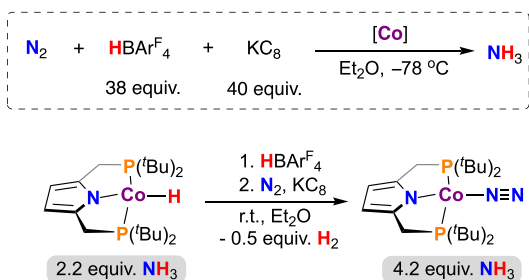
valence electron in  $[(\text{P}_3^{\text{B}})\text{Co}(\text{N}_2)]^-$ , the  $[(\text{P}_3^{\text{B}})\text{Co}(\text{N}_2)]^{0/-}$  reduction potential was found to be anodically shifted by only ~200 mV compared to  $[(\text{P}_3^{\text{B}})\text{Fe}(\text{N}_2)]^{0/-}$  (Figure 64), suggesting the reduction potential is largely controlled by overall charge. Compared to the isoelectronic,  $[(\text{P}_3^{\text{C}})\text{Fe}(\text{N}_2)]^-$  and  $[(\text{P}_3^{\text{Si}})\text{Fe}(\text{N}_2)]^-$  ( $\nu_{\text{NN}}$  for E = C, 1905  $\text{cm}^{-1}$ ; E = Si, 1920  $\text{cm}^{-1}$ ), the  $\text{N}_2$  ligand in  $[(\text{P}_3^{\text{B}})\text{Co}(\text{N}_2)]^-$  ( $\nu_{\text{NN}} = 1978 \text{ cm}^{-1}$ ) is significantly less activated, consistent with poorer backbonding correlated with the greater electronegativity and less diffuse d-orbitals for Co compared to Fe. When  $[(\text{P}_3^{\text{B}})\text{Co}(\text{N}_2)]^-$  was subjected to excess  $\text{HBArF}_4$  and  $\text{KC}_8$  in  $\text{Et}_2\text{O}$  at  $-78^\circ\text{C}$ , greater than stoichiometric amounts of  $\text{NH}_3$  ( $2.4 \pm 0.3$  equiv of  $\text{NH}_3$  per Co) were produced. While inefficient, any  $\text{NH}_3$  yield reliably greater than 2.0 per Co confirms that catalysis is operative; the  $\text{NH}_3$  yields were carefully reproduced to ensure this was the case. Hence, this study established the first example of a synthetic catalytic  $\text{N}_2$ RR system featuring a nonbiologically relevant metal. The  $\text{NH}_3$  yields using  $[(\text{P}_3^{\text{B}})\text{Co}(\text{N}_2)]^-$  under these conditions fall between those observed when using  $[(\text{P}_3^{\text{C}})\text{Fe}(\text{N}_2)]^-$  or  $[(\text{P}_3^{\text{Si}})\text{Fe}(\text{N}_2)]^-$  ( $4.6 \pm 0.8$  equiv of  $\text{NH}_3$  per  $(\text{P}_3^{\text{C}})\text{Fe}$  and  $0.8 \pm 0.5$  equiv of  $\text{NH}_3$  per  $(\text{P}_3^{\text{Si}})\text{Fe}$ ) under the same conditions. The neutral derivatives  $(\text{P}_3^{\text{C}})\text{Co}(\text{N}_2)$  and  $(\text{P}_3^{\text{Si}})\text{Co}(\text{N}_2)$  gave  $\leq 0.1$  equiv of  $\text{NH}_3$  per Co under the same conditions, consistent with the general trend that access to an anionic  $[(\text{P}_3^{\text{E}})\text{M}(\text{N}_2)]^-$  for these atrane scaffolds correlates with  $\text{N}_2$ RR catalysis. The catalytic efficiency of these same Co complexes has also been surveyed using excess  $\text{Cp}^*_2\text{Co}$  and  $[\text{Ph}_2\text{NH}_2]\text{OTf}$  (Figure 64). With these reagents,  $[(\text{P}_3^{\text{B}})\text{Co}(\text{N}_2)]^-$  yielded essentially the same amount of  $\text{NH}_3$  as  $[(\text{P}_3^{\text{Si}})\text{Fe}(\text{N}_2)]^-$  ( $1.1 \pm 0.4$  equiv of  $\text{NH}_3$  per Co vs  $1.2 \pm 0.1$  equiv of  $\text{NH}_3$  per Fe). Once again, neutral  $(\text{P}_3^{\text{Si}})\text{Co}(\text{N}_2)$  proved ineffective for mediating catalytic nitrogen fixation (0 equiv of  $\text{NH}_3$ ) under these conditions.<sup>80</sup>

These results, when considered collectively, suggest that the total electron count in the E–M linkage plays a key role in determining catalytic efficiency ( $\{(\text{P}_3^{\text{B}})\text{Fe}\}^8 \gg \{(\text{P}_3^{\text{C}})\text{Fe}\}^9 \approx \{(\text{P}_3^{\text{B}})\text{Co}\}^9 \approx \{(\text{P}_3^{\text{Si}})\text{Fe}\}^9 \gg \{(\text{P}_3^{\text{Si}})\text{Co}\}^{10} = \{(\text{P}_3^{\text{C}})\text{Co}\}^{10}$ ). This observation suggests the possibility that the more electron-deficient systems, such as  $\{(\text{P}_3^{\text{Si}})\text{Mn}\}^8$  or  $\{(\text{P}_3^{\text{C}})\text{Mn}\}^8$ , could be promising targets for catalytic nitrogen fixation. Such systems have yet to be explored. Also, in accord with the observation that access to an overall anionic  $\text{N}_2$  complex is critical for catalysis, DFT-calculated charge maps show that in  $[(\text{P}_3^{\text{B}})\text{Co}(\text{N}_2)]^-$  significantly more negative partial charge ( $\delta$ ) was localized on  $\text{N}_\beta$  ( $\delta = -0.51$ ) than in its formally isoelectronic but neutral counterpart  $(\text{P}_3^{\text{C}})\text{Co}(\text{N}_2)$  ( $\delta = -0.39$ ).<sup>52</sup>



## 6.2. Improved Catalysis with (PNP)Co

Nishibayashi and co-workers have also studied Co-based  $N_2RR$  catalysis (Figure 65)<sup>53</sup> using the same bis-(phosphino)pyrrole



**Figure 65.** Transformation of (PNP)Co(H) to (PNP)Co( $N_2$ ) via protonation, and their respective competency as precatalysts for  $N_2$  fixation using  $KC_8$  (40 equiv) and  $HBAr^F_4$  (38 equiv) in  $Et_2O$  at  $-78$  °C.<sup>53</sup>

platform they exploited previously for Fe (Figure 54).<sup>116</sup> They found that stirring (PNP)Co with excess  $HBAr^F_4$  and  $KC_8$  at  $-78$  °C in  $Et_2O$  led to  $N_2$  fixation efficiencies similar to the Fe congener, both at lower ( $33 \pm 1\%$   $NH_3$  per Co vs  $37 \pm 4\%$   $NH_3$  per Fe) and higher (max fixed-N Yield =  $17.9 \pm 1.0$  for Co and  $17.9 \pm 0.8$  for Fe) loadings of acid and reductant. The use of other solvents (e.g., methyl *tert*-butyl ether and THF) or reductants (e.g., K,  $Cp^*_2Co$ ) led to suboptimal results. The authors argued that the significant improvement in  $N_2RR$  by this (PNP)Co catalyst system as compared to  $[(P_3^B)Co(N_2)]^-$  points to an advantage of moving to a lower valence electron count system. (PNP)Co( $N_2$ ) is a 16-electron complex (excluding  $\pi$ -donation from the pyrrole ring), and hence access to its anion  $[(PNP)Co(N_2)]^-$ , and possibly reduced downstream intermediates, may occur more readily than for the  $[(P_3^B)Co(N_2)]^-$  system. Clearly, other factors may also be at play.

As with (PNP)Fe(H),<sup>116</sup> employing (PNP)Co(H) as the (pre)catalyst led to slightly decreased  $NH_3$  yields, though it was established that, at least at room temperature, the reaction of

(PNP)Co(H) with  $HBAr^F_4$ , and then  $KC_8$ , led to the release of  $H_2$  and reformation of (PNP)Co( $N_2$ ). Efforts to identify Co speciation under catalytic conditions led only to the identification of (PNP)Co( $N_2$ ), suggesting the platform is fairly robust. Because of the observation that  $N_2H_4$  forms in some reactions, (PNP)Co( $N_2$ ) was reacted with 4 equiv of  $N_2H_4$  in the presence of excess  $HBAr^F_4$  and  $KC_8$  under an Ar atmosphere. This resulted in the generation of 0.8 equiv of  $NH_3$  and recovery of 2.4 equiv of  $N_2H_4$ , with no observation of  $N_2$  formation. These data suggest that the Co complex was able to mediate the reduction of  $N_2H_4$  to  $NH_3$ , suggesting that  $N_2H_4$  is a plausible intermediate and may be the source of some, or all, of the observed  $NH_3$ .

## 6.3. Os and Ru Catalysts with a Tris(phosphino)silyl Ligand

As discussed above for  $(P_3^E)M(N_2)$  complexes, accessing an anionic charge state appears to be important to  $N_2RR$  activity, at least under catalytic conditions surveyed thus far. Thus, for  $N_2RR$  to be achieved with the  $P_3^{Si}$  complexes of the heavier group 8 metals, Ru and Os, electronically (and structurally) unusual zerovalent examples need to be accessible (Figure 66).<sup>251</sup> Such a study is attractive as it affords an isoelectronic and isostructural set of  $[(P_3^{Si})M(N_2)]^-$  group 8 complexes to help delineate factors most important to catalysis when proceeding down a group. The anionic, zerovalent complexes  $[(P_3^{Si})Ru(N_2)]^-$  and  $[(P_3^{Si})Os(N_2)]^-$  were thus prepared and tested for their catalytic performance in  $N_2$ -to- $NH_3$  conversion using  $KC_8/HBAr^F_4$  and  $Cp^*_2Co/[Ph_2NH_2]OTf$  (Figure 66).<sup>54</sup> With  $KC_8$  and  $HBAr^F_4$ , it was found that  $[(P_3^{Si})Fe(N_2)]^-$ ,  $[(P_3^{Si})Ru(N_2)]^-$ , and  $[(P_3^{Si})Os(N_2)]^-$  gave  $0.8 \pm 0.5$ ,  $4.3 \pm 0.3$ , and  $1.6 \pm 0.3$  equiv of  $NH_3$  per M, respectively. By contrast, with  $Cp^*_2Co$  and  $[Ph_2NH_2]OTf$ , it was found that  $[(P_3^{Si})Fe(N_2)]^-$ ,  $[(P_3^{Si})Ru(N_2)]^-$ , and  $[(P_3^{Si})Os(N_2)]^-$  gave  $1.4 \pm 0.3$ ,  $0.8 \pm 0.5$ , and  $7.1 \pm 0.6$  equiv of  $NH_3$  per M, respectively. These results demonstrated the first examples of  $N_2RR$  catalysis by Ru and Os.

Particular attention was devoted to the system that was most efficient using the milder  $[Ph_2NH_2]OTf$  and  $Cp^*_2Co$  conditions,  $[(P_3^{Si})Os(N_2)]^-$ . Compared to the  $(P_3^B)Fe$  system, there was a lesser decrease in overall efficiency (46% to 24%) as

	Co	Fe	Ru	Os
$E_{Ox}$ (V vs $Fc^{+/0}$ )	–	–2.2	–2.14	–1.94
$\nu_{NN}$ ( $cm^{-1}$ )	2,063	1,920	1,960	1,931
TON	<0.1 ( $HBAr^F_4 + KC_8$ ) 47 equiv./60 equiv.	$0.8 \pm 0.5$ ( $HBAr^F_4 + KC_8$ ) 48 equiv./58 equiv.	$4.3 \pm 0.3$ ( $HBAr^F_4 + KC_8$ ) 46 equiv./60 equiv.	$1.6 \pm 0.3$ ( $HBAr^F_4 + KC_8$ ) 46 equiv./60 equiv.
TON	0 ± 0 ( $[Ph_2NH_2]OTf + Cp^*_2Co$ ) 54 equiv./108 equiv.	$1.4 \pm 0.3$ ( $[Ph_2NH_2]OTf + Cp^*_2Co$ ) 54 equiv./108 equiv.	$0.8 \pm 0.5$ ( $[Ph_2NH_2]OTf + Cp^*_2Co$ ) 46 equiv./50 equiv.	$7.1 \pm 0.6$ ( $[Ph_2NH_2]OTf + Cp^*_2Co$ ) 46 equiv./50 equiv.
TON	–	–	–	$120 \pm 11$ ( $[Ph_2NH_2]OTf + Cp^*_2Co$ ) 1500 equiv./1800equiv.

**Figure 66.** Comparison of physical properties and catalytic  $N_2RR$  performance for known  $[(P_3^{Si})M(N_2)]^n$  complexes ( $M = Co, Fe, Ru, Os; n = 0$  or  $-1$ ).

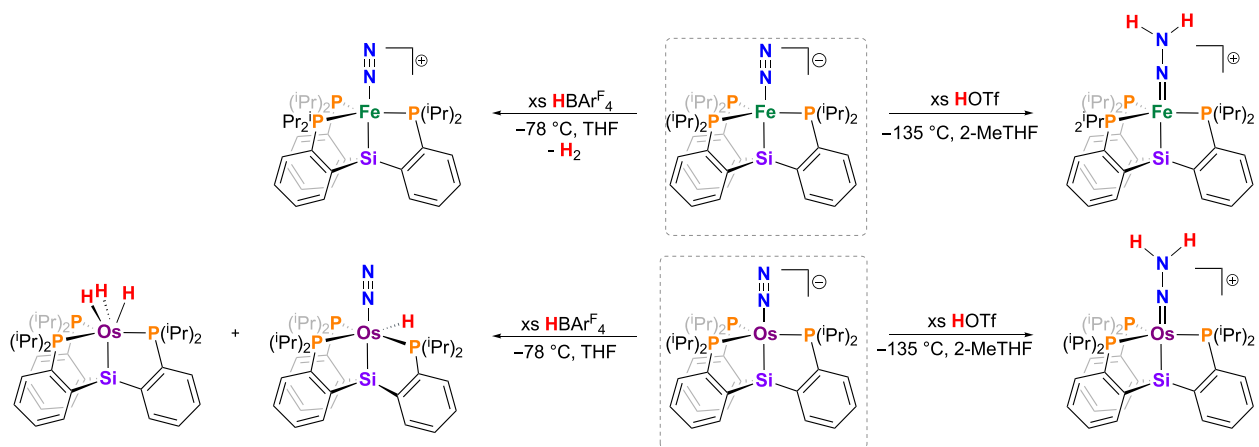


Figure 67. Comparison of the reactivity of  $[(P_3^{Si})M(N_2)]^-$  ( $M = Fe$  or  $Os$ ) complexes with excess acid at different temperatures.<sup>54,109</sup>

the loading of the acid and reductant was increased (36-fold in this case), resulting in the demonstration of a higher maximum turnover number ( $120 \pm 11$  equiv of  $NH_3$  per  $Os$ ). This observation suggests potentially enhanced stability for the heavier  $Os$  analogue. Also, and in direct contrast to results described previously with  $(P_3^B)Fe$ ,<sup>197</sup> the yield of  $NH_3$  was found to be relatively invariant to the  $pK_a$  of the acid employed, suggesting that the overall mechanism, or some limiting step, might be distinct between the two systems.<sup>197</sup> Compared to the  $(P_3^B)Fe$  system, more soluble acid sources, such as  $HOTf$ ,  $[Ph_2NH_2]BARF_4$ , and  $[H_3NPh]BARF_4$ , were more detrimental to the overall  $N_2RR$  performance of  $[(P_3^{Si})Os(N_2)]^-$ , in this case leading to substoichiometric yields of  $NH_3$ .

The poorer performance of the  $Os$  catalyst when using ether soluble acids may be accounted for by the rapid generation of hydrides.  $[(P_3^{Si})Os(N_2)]^-$  reacted with  $HBARF_4$  at  $-78$  °C to form  $(P_3^{Si})Os(N_2)(H)$  and  $(P_3^{Si})Os(H)_3$ ; these two hydride complexes were demonstrated to be inactive as (pre)catalysts for  $N_2RR$ . Potentially, hydride formation is diminished with the less soluble triflate-based acids, facilitating  $N_2RR$  by comparison to  $HER$ .

Performing protonation reactions of  $[(P_3^{Si})Os(N_2)]^-$  at even lower temperature ( $-135$  °C, Figure 67) formed the cationic hydrazido(2-) complex  $[(P_3^{Si})Os(NNH_2)]^+$ . This reactivity was similar to that observed for  $[(P_3^{Si})Fe(N_2)]^-$  and  $[(P_3^B)Fe(N_2)]^-$ .<sup>109,113</sup> Isolated  $[(P_3^{Si})Os(NNH_2)]^+$  was reacted with 46 equiv of  $[Ph_2NH_2]OTf$  and 50 equiv of  $Cp^*_2Co$  at  $-78$  °C in  $Et_2O$  (i.e., the catalytic conditions), but only 2.6 equiv of  $NH_3$  was generated. Under these conditions,  $[(P_3^{Si})Os(N_2)]^-$  produced  $7.1 \pm 0.6$  equiv of  $NH_3$ . The decreased catalytic performance by what is presumed to be an on-path intermediate could be explained by the high reactivity of  $[(P_3^{Si})Os(NNH_2)]^+$ , and also its one electron reduced congener  $(P_3^{Si})Os(NNH_2)$ . In this scenario,  $[(P_3^{Si})Os(NNH_2)]^+$  is present at much higher concentrations at early stages when used as the precatalyst, whereas it likely never builds up during catalysis when  $[(P_3^{Si})Os(N_2)]^-$  is employed as the (pre)catalyst. The ability of  $[(P_3^{Si})Os(NNH_2)]^+$  (or  $(P_3^{Si})Os(NNH_2)$ ) to undergo undesired reaction steps, for example, bimolecular  $H_2$  release or disproportionation to hydride species, is thus higher than under the standard catalytic conditions. Alternatively, the kinetic insolubility of  $[(P_3^{Si})Os(NNH_2)]^+$  may hinder its performance; a similar explanation has been posited for the poor catalytic performance of  $(P_3^B)Fe(N_2)$  and  $(P_3^{\mu-B-H})Fe(H)(N_2)$ .<sup>18,173</sup>

Given the aforementioned observation that anionic  $[(P_3^E)M(N_2)]^-$  complexes are most effective for facilitating the first protonation step, the reduction of  $(P_3^{Si})Os(N_2)$  was attempted with excess  $Cp^*_2Co$ . Curiously, it was found that this reduction occurred reversibly, but only upon cooling; no reaction between  $(P_3^{Si})Os(N_2)$  and  $Cp^*_2Co$  occurred at room temperature. This fact suggests that the redox reaction is entropy-controlled. For  $Fe$  and  $Ru$ , the  $[(P_3^{Si})M(N_2)]^{0/-}$  couple is more negative, suggesting that the key, anionic complexes,  $[(P_3^{Si})M(N_2)]^-$ , may be inaccessible with  $Cp^*_2Co$ , potentially accounting for their poor performance under these conditions. This observation is also important to keep in mind with respect to the factors that lead to better  $N_2RR$  performance at low temperature by  $[(P_3^E)M(N_2)]^-$  and a variety of other systems.

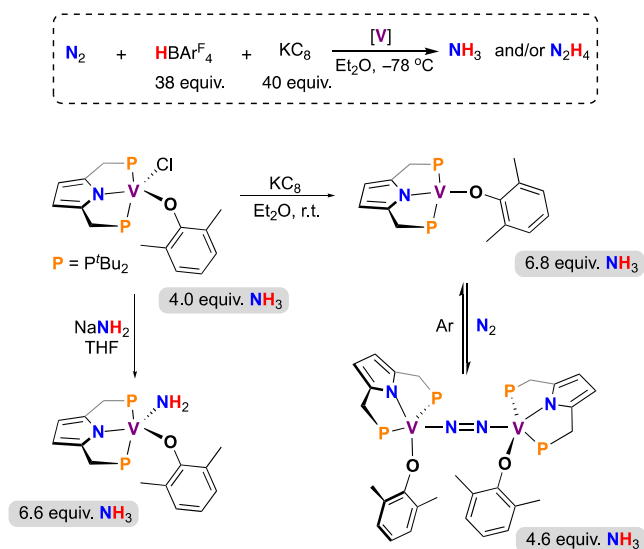
#### 6.4. Establishing Catalysis with V

Until recently, vanadium was the only metal ion known to be present in a functionally active nitrogenase enzyme ( $VFe-N_2ase$ ),<sup>155</sup> which had not been successfully incorporated into a synthetic catalyst for  $N_2RR$ .<sup>252</sup> With the discovery of more successful conditions for  $N_2RR$ , it was possible to establish the efficacy of early metals such as  $V$  (and also  $Ti$ ; *vide infra*). Specifically, Nishibayashi and co-workers reported in 2018 that using the same PNP ligand (2,5-bis(dialkylphosphinomethyl)pyrrolide) that they had previously exploited for  $N_2RR$  mediated by  $Fe$  (Figure 54)<sup>116</sup> and  $Co$  (Figure 65)<sup>53</sup> could be exploited to achieve  $N_2RR$  by  $V$  in the presence of excess  $KC_8$  and  $HBARF_4$  at low temperature (Figure 68).<sup>56</sup> Inclusion of an aryloxy ligand, an approach also recently adopted by Schrock and co-workers in a diamidopyridine-pincer-ligated  $Mo$  system,<sup>140</sup> proved necessary for  $N_2RR$ .

The maximum catalytic efficiency achieved by this  $V$  system ( $56 \pm 3\%$ ) at low loadings was slightly superior to those reported for other catalysts using  $KC_8$  and  $HBARF_4$  at low temperature.<sup>18,53,116,173</sup> However, increased turnover numbers (up to fixed- $N$  yield of  $16.0 \pm 1.4$ ) were only accessible with a significant attenuation in efficiency ( $23 \pm 1.5\%$ ). The parent amide complex,  $(PNP)V(NH_2)(OAr)$ , also proved an effective (pre)catalyst, consistent with (but not necessitating) its intermediacy along the catalytic cycle.

#### 6.5. Nishibayashi's Work on PNP with Other Metals

Related to the above study, Nishibayashi and co-workers recently reported the formation of PNP-ligated  $Ti$  and  $Zr$  dinitrogen complexes.<sup>253</sup> It was found that the use of  $Cp$  as an additional ligand facilitated  $N_2$  binding upon reduction of halide

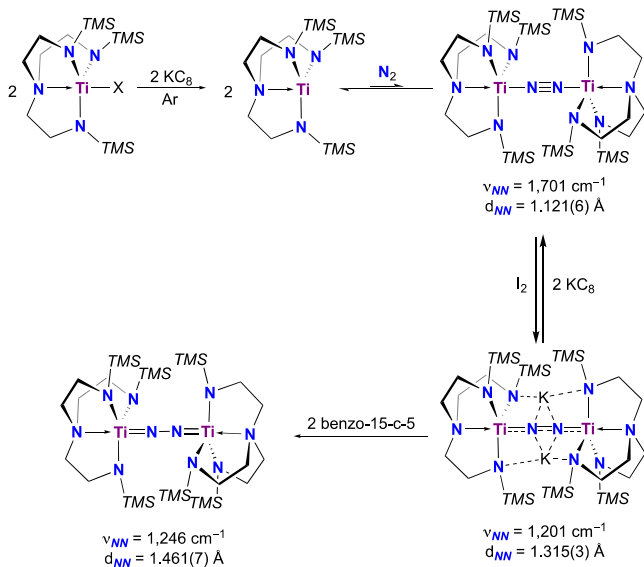


**Figure 68.** Synthesis of pyrrole-based (PNP)V pre-catalysts for catalytic  $N_2RR$ .<sup>56</sup>

precursors. Formation of PNP- and Cp-ligated Ti- and Zr- $N_2$  complexes has been reported previously.<sup>254</sup> These bridging  $N_2$  complexes were then tested for catalytic activity, both with  $KC_8/HBARF_4$  and  $Cp^*_2Co/[Ph_2NH_2]OTf$ ; in all cases, less than 1.4 fixed-N atom equivalents were observed.

### 6.6. Triamidoamine Ligands on Ti

Triamidoamine-ligated Ti complexes have recently been reported to be competent for catalytic  $N_2$ -to- $NH_3$  conversion (Figure 69).<sup>55</sup> Like Schrock and co-workers previously,<sup>255</sup>



**Figure 69.** Synthesis and characterization data of triamidoamine-Ti complexes relevant to catalytic nitrogen fixation.<sup>55</sup>

Liddle and co-workers found that the trimethylsilyl substituted triamidoamine ligand ( $TMSN_3N^{3-}$ ) gave rise to a dinuclear  $\mu-N_2$  complex  $[(TMSN_3N)Ti]_2(\mu-N_2)$  (Figure 69). However, with Ti the bridging motif was retained upon reduction and a dianionic complex  $\{[(Me_3SiN_3N)Ti]_2(\mu-N_2)\}^{2-}$  was formed, in which the N-N bond lengthened (1.121(6)–1.315(3) Å) and weakened dramatically ( $\Delta\nu_{NN} = -500\text{ cm}^{-1}$ ). Even after

encapsulation of the  $K^+$  ions with crown ether, the  $N_2$  ligand was still highly activated. Indeed, DFT calculations suggested that the  $N_2$  ligand is reduced to a hydrazido(2-) state in  $[\{(Me_3SiN_3N)Ti\}_2(\mu-N_2)]^{2-}$ . Reaction of  $[\{(Me_3SiN_3N)Ti\}_2(\mu-N_2)]^{2-}$  in pentane with ethereal HCl led to substantial fixed-N yields (0.88 equiv of  $N_2H_4$  and 0.13 equiv of  $NH_3$ ). In contrast, reaction of the neutral complex,  $[(Me_3SiN_3N)Ti]_2(\mu-N_2)$ , with ethereal HCl produced only 0.03 equiv of  $N_2H_4$  and 0.01 equiv of  $NH_3$ .<sup>55</sup>

It was found that by pairing  $KC_8$  with phosphonium acids  $[R_3PH]^+$  ( $R = Cy, ^nBu, ^tBu$ ;  $pK_a = 9.7, 8.4, \text{ and } 8.0$  in  $CH_3NO_2$ , respectively)<sup>256</sup> catalytic  $NH_3$  formation could be observed.<sup>55</sup> The best efficiencies reported (17%) were achieved with  $I^-$  as the counteranion and  $Et_2O$  as the solvent. Of mechanistic interest was the suggestion by the authors that the end-on bridging  $N_2$  mode was critical for functionalization. This mode of binding often leads to significant activation of the  $N_2$  unit but is typically presumed to kinetically retard electrophilic functionalization.<sup>211,257</sup> The authors suggested that such a bridged state can be protonated in the present system to form a bridging hydrazine complex that is then released, with the final reduction to  $NH_3$  mediated by the acid and reductant. The authors did suggest caution with respect to this hypothesis, noting it warrants further investigation to rule out the transient formation of a  $Ti(N)$  species. The recent suggestion by the Nishibayashi group that the inclusion of  $I^-$  in their catalytic reactions biases the mechanism toward cleavage of a bridging  $N_2$  ligand to form two  $Mo(N)$  species<sup>81</sup> underscores that such caution is warranted until/if more data become available.

If it ultimately proves true that  $\mu-N_2$  complexes in this Ti-system are active for nitrogen functionalization, then known  $(RN_3N)M-N_2-M(NN_3R)$  complexes ( $M = V, W, Mo$ )<sup>98,255,258,259</sup> may warrant further study for applications in catalytic  $N_2RR$ . Furthermore, the pairing of  $KC_8$  with the weak, insoluble phosphonium iodide acids suggests that known systems that rely on  $KC_8$  should be reinvestigated for their activity with this acid source. Previously, all systems that used  $KC_8$  relied on the use of the highly soluble and very strong acid  $HBARF_4$ <sup>18,52–54,56,116</sup> which can lead to rapid and undesired metal protonations, or background  $H_2$  evolution.

## 7. ELECTROCATALYTIC NITROGEN FIXATION

The vast majority of studies of homogeneous molecular catalysts that mediate  $N_2RR$  have utilized chemical reductants. However, replacement of chemical reductants with an electrode is an attractive route for developing new  $N_2RR$  technologies. Such an approach could enable distributed fertilizer production strategies as a complement to Haber–Bosch. Also, if one considers that ammonia is a high energy density liquid in its easily condensed form, it becomes a very attractive solar fuel target if its synthesis can be efficiently driven by renewable energy resources.<sup>260–264</sup> While there is a great deal of work ahead to

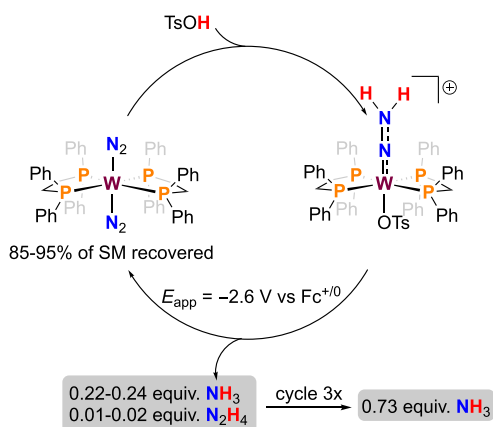
move this realm of  $N_2RR$  catalysis forward, recent results have demonstrated that electrocatalytic nitrogen fixation with well-defined molecular catalysts is indeed possible. These studies will hopefully be complementary to the burgeoning field of heterogeneous electrocatalytic  $N_2RR$ ,<sup>6,262,264</sup> and the more recently demonstrated bioelectrocatalytic  $N_2RR$ .<sup>265,266</sup>

### 7.1. Early Results on Mo and W

Early work on the electrosynthesis of ammonia from nitrogen using coordination complexes was motivated by the early work of Chatt and co-workers.<sup>15</sup> In particular, Chatt and co-workers



had demonstrated that the protonolysis of *trans*-(dmpe)<sub>2</sub>W(N<sub>2</sub>)<sub>2</sub> (dmpe = 1,2-bis(dimethylphosphino)ethane) in alcoholic solvents led to the formation of nearly 1 equiv of NH<sub>3</sub>.<sup>58</sup> Thereafter, Pickett and co-workers demonstrated the first electrosynthesis of ammonia with a molecular complex using this same system.<sup>267</sup> Protonation of *trans*-(dmpe)<sub>2</sub>W(N<sub>2</sub>)<sub>2</sub> with *p*-toluenesulfonic acid (TsOH) led to quantitative formation of the hydrazido(2-) complex, *trans*-[(dmpe)<sub>2</sub>W(NNH<sub>2</sub>)(OTs)]<sup>+</sup> (Figure 70). Cyclic voltammo-



**Figure 70.** Electrosynthetic cycle for the formation of NH<sub>3</sub> from N<sub>2</sub> by a (dppe)<sub>2</sub>W complex.<sup>267</sup>

grams of the cationic hydrazido complex featured an irreversible reduction at -2.37 V vs Fc<sup>+/0</sup>.<sup>268</sup> Exhaustive electrolysis of this species at -2.6 V vs Fc<sup>+/0</sup> at a mercury-pool electrode consumed 2 faradays. Product analysis showed the formation of 0.22–0.24 equiv of NH<sub>3</sub> and 0.01–0.02 equiv of N<sub>2</sub>H<sub>4</sub> per *trans*-[(dmpe)<sub>2</sub>W(NNH<sub>2</sub>)(OTs)]<sup>+</sup> (Figure 70). These results were confirmed both by <sup>15</sup>N isotopic labeling and a variety of control reactions.

Post electrolysis, <sup>31</sup>P NMR and IR spectroscopy and cyclic voltammetry measurements confirmed that the starting *trans*-(dmpe)<sub>2</sub>W(N<sub>2</sub>)<sub>2</sub> complex was regenerated in 85–95% yield.<sup>268</sup> The use of a platinum electrode led to similar fixed-N yields, but a lower recovery of the W(N<sub>2</sub>)<sub>2</sub> complex. As no excess acid was added to these experiments and an aprotic solvent (THF) was used, the additional protons necessary to form NH<sub>3</sub> were likely derived from the starting complex. Consistent with this hypothesis, the cationic diazenido complex [(dmpe)<sub>2</sub>W(NNH)]<sup>+</sup> was observed by multinuclear NMR spectroscopy and cyclic voltammetry during the electrolysis. Thus, the maximum amount of NH<sub>3</sub> that could have been formed is 0.66 mol, so the overall electrolysis process was ~36% efficient. These data are consistent with a pattern, in which net H atom transfer between N<sub>x</sub>H<sub>y</sub> intermediates is critical to engendering productive N<sub>2</sub> fixation (see previous discussion of Schrock's (HIPTN<sub>3</sub>N)Mo(NNH<sub>2</sub>)/(NH)<sup>100</sup> and Peters' [(P<sub>3</sub><sup>S</sup>)Fe(NNH<sub>2</sub>)]<sup>+/0</sup>).<sup>109</sup> Cycling the process three times by first electrolyzing and then adding acid to the solution led to the formation of 0.73 equiv of NH<sub>3</sub> in total per starting *trans*-[(dmpe)<sub>2</sub>W(NNH<sub>2</sub>)(OTs)]<sup>+</sup>.<sup>267</sup>

These systems were further investigated by Becker and co-workers.<sup>269</sup> They studied related Mo and W phosphine complexes via cyclic voltammetry with the aim of evaluating their applicability to electrocatalytic N<sub>2</sub>RR. Cyclic voltammograms of the dinitrogen complexes, *trans*-(dppe)<sub>2</sub>M(N<sub>2</sub>)<sub>2</sub> (dppe = 1,2-bis(diphenylphosphino)ethane, M = Mo, W), did not

reveal any redox processes. However, as observed by Pickett and co-workers, the cationic hydrazido species, *trans*-[(dppe)<sub>2</sub>Mo(X)(NNH<sub>2</sub>)]<sup>+</sup> (X = Br, F, HSO<sub>4</sub>) and *trans*-[(dppe)<sub>2</sub>W(Br)(NNH<sub>2</sub>)]<sup>+</sup>, featured irreversible reduction events. Cyclic voltammograms of the hydrazido species in the presence of an inorganic acid (3–5 equiv) led to an observable increase in current (10–20%), suggesting the possibility of an electrocatalytic process (i.e., HER or N<sub>2</sub>RR). Therefore, controlled potential electrolyses (CPE) were performed in the presence of inorganic acids (3–5 equiv). However, yields of NH<sub>3</sub> were lower than those observed by Pickett and co-workers, with the observed NH<sub>3</sub> yields for OTs<sup>-</sup> > HSO<sub>4</sub><sup>-</sup> > Br<sup>-</sup>. While yields of NH<sub>3</sub> from CPE were never high enough to establish *bona fide* electrocatalysis, they were somewhat enhanced by running the experiment under N<sub>2</sub>, but also under CO. These observations led the authors to suggest that while atmospheric N<sub>2</sub> was not being incorporated into NH<sub>3</sub>, the electroreduction of one of the intermediates was enhanced by loss of the X-type ligand and binding of a  $\pi$ -acid.

Relatedly, Shilov and co-workers reported a number of studies looking at the electrocatalytic reduction of N<sub>2</sub> by Mo salts in methanolic solution at a Hg drop electrode.<sup>20</sup> In these studies, they primarily interrogated the activity of ill-defined metal salt mixtures that are not further described here. However, after discovering that phosphatidylcholine (a phosphine-capped fatty acid) enhanced the reactivity of their Mo salts,<sup>76</sup> they tested the effect of adding *trans*-(PPh<sub>2</sub>Me)<sub>4</sub>Mo(N<sub>2</sub>)<sub>2</sub> and *trans*-(dppe)<sub>2</sub>Mo(N<sub>2</sub>)<sub>2</sub> to their CPE experiments.<sup>77</sup> The inclusion of these complexes did not lead to any enhancement in NH<sub>3</sub> formation.

The cumulative work by these groups suggests that while these bis-diphosphine Mo and W complexes are suitable for the stepwise electrosynthesis of NH<sub>3</sub>, they are not capable of electrocatalytic NH<sub>3</sub> formation, at least under the conditions thus far studied.<sup>77</sup>

## 7.2. Achieving True Electrocatalysis with (P<sub>3</sub><sup>B</sup>)Fe

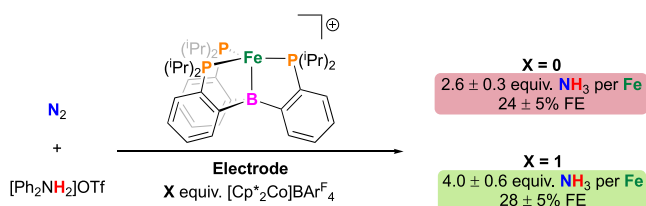
In 2016, Peters and co-workers studied the effect of acid addition, HBAR<sub>4</sub><sup>F</sup>, to cyclic voltammograms of [(P<sub>3</sub><sup>B</sup>)Fe]<sup>+</sup> (conditions: -45 °C, 0.1 M [Na]BAR<sub>4</sub><sup>F</sup> in Et<sub>2</sub>O). Upon addition of 5 equiv of HBAR<sub>4</sub><sup>F</sup>, only minimal current enhancement was observed at the [(P<sub>3</sub><sup>B</sup>)Fe]<sup>+/0</sup>/(P<sub>3</sub><sup>B</sup>)Fe(N<sub>2</sub>) couple (-1.5 V vs Fc<sup>+/0</sup>), but a more substantial enhancement was observed at the [(P<sub>3</sub><sup>B</sup>)Fe(N<sub>2</sub>)]<sup>0/-</sup> couple (-2.2 V vs Fc<sup>+/0</sup>).<sup>173</sup> Analysis of this current enhancement is likely complicated by competing catalytic HER and N<sub>2</sub>RR. A CPE experiment with a vitreous carbon-working electrode at -2.6 V vs Fc<sup>+/0</sup> with 10 equiv of HBAR<sub>4</sub><sup>F</sup> led to the formation of NH<sub>3</sub> (0.5 equiv, Faradaic efficiency (FE) of 18%) and H<sub>2</sub> (FE = 58%). A further CPE experiment at -2.3 V vs Fc<sup>+/0</sup> in the presence of 50 equiv of HBAR<sub>4</sub><sup>F</sup> formed 2.2 equiv of NH<sub>3</sub> per Fe (FE = 25%) and 6.6 equiv of H<sub>2</sub> per Fe (FE = 48%). This result placed this system on the precipice of electrocatalytic formation of NH<sub>3</sub> as any reliable NH<sub>3</sub> yield above 2.0 equiv per Fe requires a catalytic process.<sup>173</sup> Significant effort was made to improve the yield of NH<sub>3</sub>, including changes in the acid (i.e., more acid, batchwise acid addition, constant acid addition) and the ratio of the electrode surface area to the working compartment solution volume (i.e., smaller cell geometries, different carbon morphologies).<sup>197</sup> These efforts did not result in substantial improvement to the overall turnover number (TON ≤ 2.6 equiv of NH<sub>3</sub> per Fe).

Following the discovery that chemical catalysis could be mediated at significantly higher efficiencies by Cp\*<sub>2</sub>Co and



$[\text{Ph}_2\text{NH}_2]\text{OTf}^{80}$  than by  $\text{KC}_8$  and  $\text{HBAr}^{\text{F}_4}$ <sup>18,173</sup> efforts to adapt these new conditions to electrocatalysis were undertaken. Cyclic voltammograms of  $[(\text{P}_3^{\text{B}})\text{Fe}]\text{BAR}^{\text{F}_4}$  at  $-35\text{ }^\circ\text{C}$  in 0.1 M  $[\text{Na}]\text{BAR}^{\text{F}_4}$  solution changed significantly upon addition of 10 equiv of  $[\text{Ph}_2\text{NH}_2]\text{OTf}$ . Notably, the  $[(\text{P}_3^{\text{B}})\text{Fe}]^+ / (\text{P}_3^{\text{B}})\text{Fe}(\text{N}_2)$  couple observed previously disappeared and was replaced by an irreversible feature at  $\sim -1.9\text{ V}$  vs  $\text{Fc}^{+/0}$ . Cyclic voltammograms of  $[(\text{P}_3^{\text{B}})\text{Fe}]\text{BAR}^{\text{F}_4}$  with added  $[\text{TBA}]\text{OTf}$  suggest this feature arose from the reduction of  $(\text{P}_3^{\text{B}})\text{Fe}(\text{OTf})$ . Scanning the cyclic voltammogram further in the cathodic direction in the presence of  $[\text{Ph}_2\text{NH}_2]\text{OTf}$  revealed a substantial catalytic enhancement at the  $[(\text{P}_3^{\text{B}})\text{Fe}(\text{N}_2)]^{0/-}$  couple. CPE experiments under these conditions ( $-35\text{ }^\circ\text{C}$ ,  $\text{Et}_2\text{O}$ , 0.1 M  $[\text{Na}]\text{BAR}^{\text{F}_4}$ , 50 equiv of  $[\text{Ph}_2\text{NH}_2]\text{OTf}$ ) led to a similar yield of  $\text{NH}_3$  ( $2.6 \pm 0.3$  equiv per Fe,  $24 \pm 5\%$  FE) as observed with  $\text{HBAr}^{\text{F}_4}$ .

Given the evidence for the role of a protonated metallocene,  $[\text{Cp}^*(\text{exo/endo-}\eta^4\text{-C}_5\text{Me}_5\text{H})\text{Co}]^+$ , in N–H bond formation during the chemical catalysis,<sup>80,197,199</sup> it was explored whether the addition of cocatalytic  $[\text{Cp}^*_2\text{Co}]\text{BAR}^{\text{F}_4}$  additive might enhance the yield of  $\text{NH}_3$ . As expected, cyclic voltammograms of  $[\text{Cp}^*_2\text{Co}]\text{BAR}^{\text{F}_4}$  at  $-35\text{ }^\circ\text{C}$  in 0.1 M  $[\text{Na}]\text{BAR}^{\text{F}_4}$  solution revealed the reversible  $[\text{Cp}^*_2\text{Co}]^{+/0}$  couple at  $-2.0\text{ V}$  versus  $\text{Fc}^{+/0}$ . Addition of 10 equiv of  $[\text{Ph}_2\text{NH}_2]\text{OTf}$  led to the observation of a catalytic enhancement at this reduction event. CPE experiments with  $[\text{Cp}^*_2\text{Co}]\text{BAR}^{\text{F}_4}$  in the absence of  $[(\text{P}_3^{\text{B}})\text{Fe}]\text{BAR}^{\text{F}_4}$  resulted in catalytic  $\text{H}_2$  formation (FE = 75%) but no  $\text{NH}_3$  formation. Cyclic voltammograms with  $[(\text{P}_3^{\text{B}})\text{Fe}]\text{BAR}^{\text{F}_4}$ ,  $[\text{Cp}^*_2\text{Co}]\text{BAR}^{\text{F}_4}$ , and  $[\text{Ph}_2\text{NH}_2]\text{OTf}$  also showed the onset of a catalytic wave at  $\sim -2.0\text{ V}$  versus  $\text{Fc}^{+/0}$ . CPE experiments ( $-2.1\text{ V}$  vs  $\text{Fc}^{+/0}$ ) in the presence of  $[(\text{P}_3^{\text{B}})\text{Fe}]\text{BAR}^{\text{F}_4}$  and 1 equiv of  $[\text{Cp}^*_2\text{Co}]\text{BAR}^{\text{F}_4}$  provided unequivocal evidence for electrocatalytic nitrogen fixation ( $4.0 \pm 0.6$  equiv of  $\text{NH}_3$  per Fe/Co,  $28 \pm 5\%$  FE, Figure 71). The use of higher amounts of



**Figure 71.** First demonstration of molecular, electrocatalytic  $\text{N}_2\text{RR}$  enabled by the use of cocatalytic  $[\text{Cp}^*_2\text{Co}]^+$ . Conditions: glassy carbon,  $\text{Et}_2\text{O}$ ,  $-35\text{ }^\circ\text{C}$ ,  $-2.1\text{ V}$  versus  $\text{Fc}^{+/0}$ , 0.1 M  $[\text{Na}]\text{BAR}^{\text{F}_4}$ , X equiv of  $[\text{Cp}^*_2\text{Co}]\text{BAR}^{\text{F}_4}$ .<sup>197</sup>

$[\text{Cp}^*_2\text{Co}]\text{BAR}^{\text{F}_4}$  did not enhance the yields or improve the FE. However, it is important to note that in CPE experiments with 5 equiv of  $[\text{Cp}^*_2\text{Co}]\text{BAR}^{\text{F}_4}$ , addition of further substrate after completion of the initial CPE experiment enhanced the yield of  $\text{NH}_3$  from  $4.0 \pm 0.6$  equiv of  $\text{NH}_3$  per Fe to  $5.5 \pm 0.9$  equiv of  $\text{NH}_3$  per Fe. XPS experiments on the electrode at the end of the CPE indicated a modest degree of Fe decomposition but provided no evidence for Co decomposition. Furthermore, CPE experiments performed after rinsing the electrode did not lead to the formation of  $\text{NH}_3$ . In sum, this system represents the first example of electrocatalytic  $\text{N}_2\text{RR}$  by a well-defined coordination complex.

To compare the effect of using an electrode as compared to a chemical reductant,  $\text{N}_2$  fixation experiments were performed with  $[(\text{P}_3^{\text{B}})\text{Fe}]\text{BAR}^{\text{F}_4}$  in the presence of 108 equiv of  $[\text{Ph}_2\text{NH}_2]\text{OTf}$  and 54 equiv of  $\text{Cp}^*_2\text{Co}$  at  $-35\text{ }^\circ\text{C}$  in 0.1 M

$[\text{Na}]\text{BAR}^{\text{F}_4}$   $\text{Et}_2\text{O}$ . Only  $1.8 \pm 0.7$  equiv of  $\text{NH}_3$  per Fe was formed (Figure 72). This result is much lower than the  $12.8 \pm 0.5$  equiv of  $\text{NH}_3$  per Fe observed under the standard chemical catalytic conditions,<sup>80</sup> potentially due to the higher temperature ( $-35\text{ }^\circ\text{C}$  vs  $-78\text{ }^\circ\text{C}$ ) and/or higher polarity solvent (0.1 M  $[\text{Na}]\text{BAR}^{\text{F}_4}$   $\text{Et}_2\text{O}$  versus  $\text{Et}_2\text{O}$ ). More significantly, the performance with the chemical reductant ( $1.8 \pm 0.7$  equiv of  $\text{NH}_3$  per Fe) is poorer than that with the electrochemical reductant under analogous conditions ( $4.0 \pm 0.6$  equiv of  $\text{NH}_3$  per Fe).<sup>197</sup> This observation suggests that under certain conditions electrocatalysis can be superior to chemical catalysis. However, challenges in developing better electrocatalytic systems remain, as the conditions that have thus far worked best for catalytic  $\text{N}_2\text{RR}$  (insoluble acid, low dielectric media, and low temperature) are not conducive to standard electrochemical techniques. Nevertheless, these results provide a springboard for future work in electrocatalytic  $\text{N}_2\text{RR}$ .

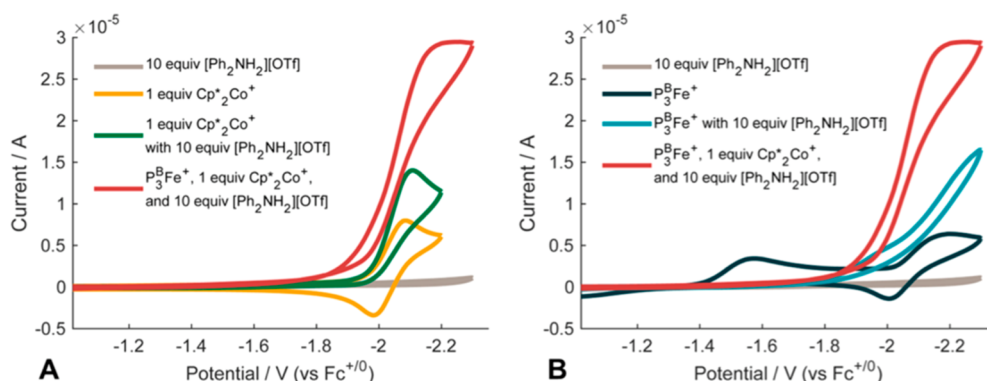
### 7.3. Work on $(\text{Cp})_x\text{Ti}$ -Species

In one of the first reports regarding the fixation of  $\text{N}_2$ -to- $\text{NH}_3$  under ambient conditions by metal complexes, Shur and Vol'pin found that the use of Cp as a ligand dramatically enhanced the performance of  $\text{Ti}^{\text{IV}}$  complexes for  $\text{N}_2$  fixation by comparing  $\text{Ti}(\text{Cl})_4$  with  $(\text{Cp})_2\text{Ti}(\text{Cl})_2$ .<sup>270</sup> This report spawned substantial interest in  $(\text{Cp})_2\text{Ti}(\text{Cl})_2$  for nitrogen fixation; however, the mechanism of  $\text{N}_2$  activation and fixation remains disputed.<sup>271–275</sup> Nonetheless,  $(\text{Cp})\text{Ti}$ -complexes are among the most highly investigated systems for electrosynthetic nitrogen fixation (Figure 73).

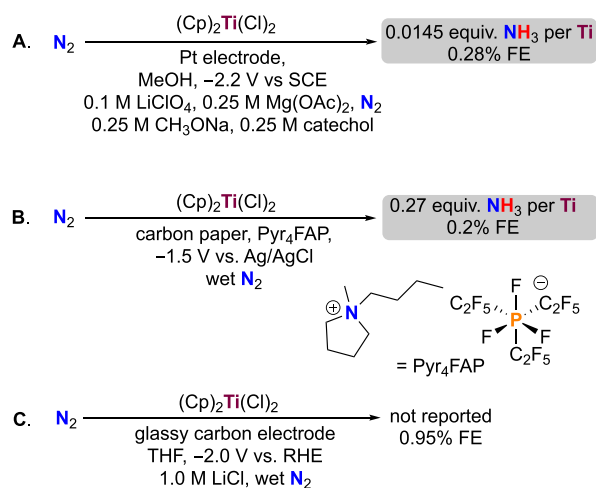
The first report of  $(\text{Cp})_2\text{Ti}(\text{Cl})_2$  in the context of electrocatalytic nitrogen fixation was by Becker and co-workers, who studied its ability to reduce  $\text{N}_2$  in MeOH and THF at platinum and glassy carbon electrodes with catechol as the proton source. This system was found to be more efficient than with other titanium salts, but yields were nonetheless very poor, with the best results achieved in the presence of a  $\text{Mg}^{2+}$  additive (0.0145 equiv of  $\text{NH}_3$  per Ti and 0.28% FE, Figure 73).<sup>276</sup>

A more recent report from Yoon and co-workers examined the electroreduction of  $(\text{Cp})_2\text{Ti}(\text{Cl})_2$  in MeOH,  $\text{H}_2\text{O}$ , and wet THF with LiCl electrolyte (Figure 73). They found that the maximal rate of  $\text{NH}_3$  formation ( $9.5 \times 10^{-10}\text{ mol}\cdot\text{cm}^{-2}\cdot\text{s}^{-1}\cdot\text{M}(\text{Cp})_2\text{Ti}(\text{Cl})_2^{-1}$ ) occurred in water at  $-1\text{ V}$  vs RHE, and that the maximal FE for  $\text{NH}_3$  formation (0.95%) occurred at  $-2\text{ V}$  vs RHE in THF. Yields with respect to Ti were not reported.<sup>277</sup>

Masuda and co-workers have looked at the effect of using ionic liquids as the solvent and electrolyte on the electrosynthesis of  $\text{NH}_3$  by  $(\text{Cp})_2\text{Ti}(\text{Cl})_2$ . When  $(\text{Cp})_2\text{Ti}(\text{Cl})_2$  was immobilized in a solid polymer electrolyte cell with an ionic liquid ( $\text{Pyr}_4\text{FAP}$ ) as the supporting material and water as the proton source, they found that the introduction of  $\text{N}_2$  led to significant current enhancement in the cyclic voltammogram at the reductive feature corresponding to  $(\text{Cp})_2\text{Ti}(\text{Cl})_2$  reduction to  $(\text{Cp})_2\text{Ti}(\text{Cl})$  (Figure 73). However, they also noted that most of the current enhancement stems from hydrogen evolution mediated by a  $\text{Ti}(\text{N}_2)$  complex rather than nitrogen fixation. Nonetheless, CPE experiments at  $-1.5\text{ V}$  vs  $\text{Fc}^{+/0}$  revealed a significant improvement in the yield of  $\text{NH}_3$  with little change in the FE (0.27 equiv of  $\text{NH}_3$  per Ti, 0.2% FE). This represented a notable improvement over the previous conditions, given the lower applied bias used along with a weaker acid source ( $\text{H}_2\text{O}$  vs catechol). The authors attributed the formation of  $\text{NH}_3$  at lower applied bias to enhanced  $\text{N}_2$  binding afforded by the ionic liquid environment. In a subsequent report, they demonstrated that in



**Figure 72.** Reproduced with permission from ref 197. Copyright 2018 American Chemical Society. (A) Cyclic voltammograms of 10 equiv of  $[\text{Ph}_2\text{NH}_2]\text{OTf}$  (gray trace), 1 equiv of  $[\text{Cp}^*_2\text{Co}]\text{BAr}^{\text{F}}_4$  ( $\text{Cp}^*_2\text{Co}^+$ ) (yellow trace), 1 equiv of  $\text{Cp}^*_2\text{Co}^+$  with 10 equiv of  $[\text{Ph}_2\text{NH}_2]\text{OTf}$  (green trace), and  $[(\text{P}_3^{\text{B}})\text{Fe}]^+$  with 1 equiv of  $\text{Cp}^*_2\text{Co}^+$  and 10 equiv of  $[\text{Ph}_2\text{NH}_2]\text{OTf}$  (red trace); (B) Cyclic voltammograms of 10 equiv of  $[\text{Ph}_2\text{NH}_2]\text{OTf}$  (gray trace), 1 equiv of  $[(\text{P}_3^{\text{B}})\text{Fe}]^+$  (dark blue trace), 1 equiv of  $[(\text{P}_3^{\text{B}})\text{Fe}]^+$  with 10 equiv of  $[\text{Ph}_2\text{NH}_2]\text{OTf}$  (light blue trace), and 1 equiv of  $[(\text{P}_3^{\text{B}})\text{Fe}]^+$  with 1 equiv of  $[\text{Cp}^*_2\text{Co}^+]$  and 10 equiv of  $[\text{Ph}_2\text{NH}_2]\text{OTf}$  (red trace). All voltammograms are collected in 0.1 M  $[\text{Na}]\text{BAr}^{\text{F}}_4$  solution in  $\text{Et}_2\text{O}$  at  $-35^\circ\text{C}$  using a glassy carbon working electrode and externally referenced to the  $\text{Fc}^{+/0}$  couple. Scan rate is 100 mV/s.



**Figure 73.** Comparison of conditions and results for the electrosynthesis of  $\text{NH}_3$  from  $\text{N}_2$  by  $(\text{Cp})_2\text{Ti}(\text{Cl})_2$ .<sup>276–278</sup> ( $\text{Pyr}_4\text{FAP}$  = 1-butyl-1-methylpyrrolidinium tris(pentafluoroethyl)trifluorophosphate)

this ionic liquid,  $\text{Ti}^{\text{III}}$  can bind  $\text{N}_2$ , which has not been observed in traditional solvents (i.e., MeOH, THF,  $\text{H}_2\text{O}$ ).<sup>279</sup> These observations suggest that the use of ionic liquids may provide a promising strategy for electrocatalytic nitrogen fixation by helping to both polarize the  $\text{N}_2$  molecule activating it for binding/reduction, and to limit proton reduction. More recent work from Masuda and co-workers has demonstrated that the related dimeric species,  $\{(\text{Cp})_2\text{Ti}(\mu\text{-Cl})\}_2$ , can provide higher yields and FEs for nitrogen fixation (up to 0.34 equiv of  $\text{NH}_3$  per Ti and up to 1.44% FE).<sup>278</sup>

#### 7.4. (Electro)synthesis of $\text{NH}_3$ with *p*-block Metals

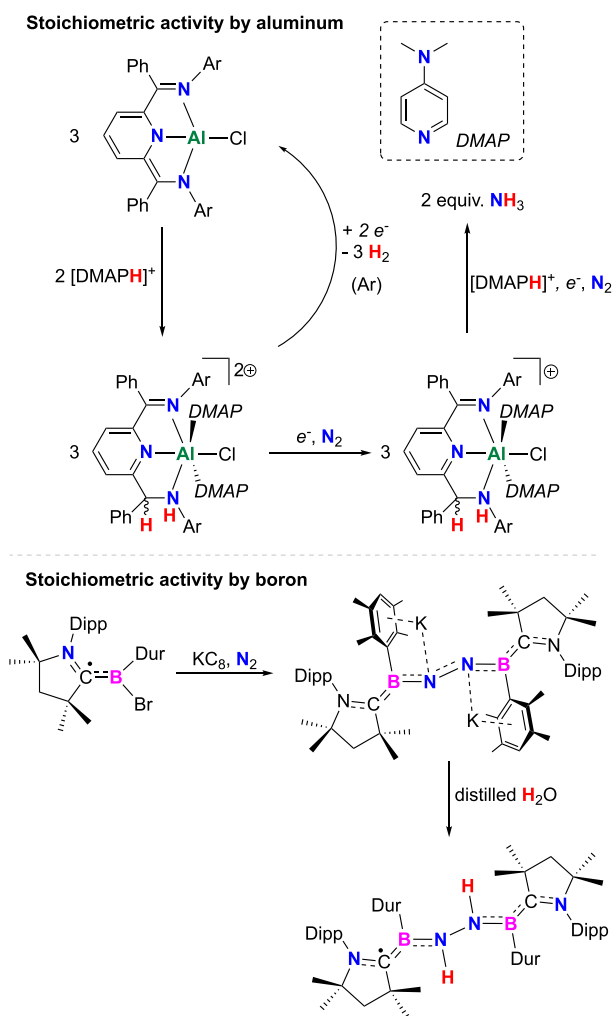
In a series of papers, Furuya and co-workers examined the potential of different phthalocyanines loaded on to gas-diffusion electrodes for nitrogen fixation. CPE experiments with Fe-substituted phthalocyanine at  $-0.6\text{ V}$  vs RHE in 1 M  $\text{Na}_2\text{SO}_4$  led to an initial FE of 1.6%, but a sharp reduction to 0.1% was observed after 10 min.<sup>280</sup> Interrogation of the effect of different electrolytes on the efficiency of the electrocatalysis led to the observation that potassium electrolytes were uniformly superior to sodium electrolytes, with 1 M KOH giving the best performance with retention of  $>0.1\%$  efficiency for at least 30 min.<sup>281</sup> However, when a variety of phthalocyanines were tested

( $\text{M} = \text{H}, \text{Ti}, \text{Fe}, \text{Co}, \text{Ni}, \text{Pd}, \text{Pt}, \text{Cu}, \text{Zn}, \text{Al}, \text{Ga}, \text{In}, \text{Sb}, \text{Sn}$ ), the best and most stable FE was observed with Sn (max 1.8%, 1.2% at 25 min).<sup>282</sup> However, more recent work on Sn-phthalocyanine has demonstrated that it is not an electrocatalyst for  $\text{N}_2\text{RR}$ , but rather that the detected  $\text{NH}_3$  comes from the decomposition of contaminants in the starting materials.<sup>283</sup> This and other recent work exploring the confounding sources of  $\text{NH}_3$  in electrocatalytic  $\text{N}_2\text{RR}$  by materials<sup>284</sup> illustrate the importance of careful control reactions for establishing the source of  $\text{NH}_3$  in studies toward electrocatalytic  $\text{N}_2\text{RR}$ .

Recently, Berben and co-workers reported the electrosynthesis of  $\text{NH}_3$  with an aluminum complex, notable for formation of fixed-N products by a main group metal.<sup>285</sup> Cyclic voltammograms of the pyridine-diimine (PDI) ligated Al complex (Figure 74) in the presence of 4-dimethylaminopyridine and  $\text{N}_2$  led to the observation of enhanced current. CPE at  $-1.16\text{ V}$  versus SCE yielded 21%  $\text{NH}_3$  and 16%  $\text{H}_2$  (the poor overall FE was not explained). The source of the  $\text{NH}_3$  was confirmed to be  $\text{N}_2$  via isotopic labeling. The lack of turnover was explained by product inhibition; the starting complex was demonstrated chemically to be unstable to  $\text{NH}_3$ . Interestingly, no  $\text{N}_2$  complex is known for this platform, so more work is needed to begin to elucidate an overall mechanism (Figure 74) for this process. The authors asserted that the overall reduction reaction is occurring at a significantly lower overpotential than other known, catalytic systems. However, their analysis used  $\text{p}K_{\text{ip}}$  values as substitutes for  $\text{p}K_{\text{a}}$  values in nonpolar solvents. The arbitrary zero point of the  $\text{p}K_{\text{ip}}$  scale in these solvents creates a significant bias against those systems operating in nonpolar solvents (i.e., Schrock and Nishibayashi's original Mo work).<sup>50,51</sup> Hence, caution in this interpretation is warranted. Regardless, this report, along with recent work from Braunschweig and co-workers describing reductive capture of  $\text{N}_2$  by two borylene units and subsequent protonation to a hydrazine derivative, provides inspiration for future work on nitrogen fixation by *p*-block elements (Figure 74).<sup>286</sup>

## 8. MECHANISTIC INSIGHTS FOR FUTURE CATALYST DESIGN

Having discussed aspects of synthetic nitrogenases that have been developed to date, we finish this review by summarizing some lessons we think will be useful to consider in designing future catalysts.



**Figure 74.** (Top) Preliminary, posited mechanism for the electrosynthesis of  $\text{NH}_3$  by a (PDI)Al complex Ar = 2,6-diisopropylphenyl,<sup>285</sup> (bottom) stoichiometric  $\text{N}_2$  binding and protonation at a (CAAC)B species; Dipp = 2,6-diisopropylphenyl, Dur = 2,3,5,6-tetramethylphenyl.<sup>286</sup>

- Balancing sterics:** Key to the design of efficient  $\text{N}_2$  fixation catalysts is the preparation of molecular species with the appropriate sterics. Sterics can control the rate or nature of dimer formation. For example, see work from the Nishibayashi group on the effect of phosphine substituents on cis- vs trans-dimer formation (Figure 27),<sup>141</sup> and the control that wingtip bulk has over the formation of terminal vs bridged  $\text{N}_2$  species in triamidoamine Mo chemistry from Schrock and co-workers.<sup>98,255</sup> The mechanism (and presumably rate) of reactant/product exchange is also dependent on sterics. For example, we have noted that among the Schrock systems that  $(\text{DPPN}_3\text{N})\text{Mo}(\text{N}_2)$  undergoes associative rather than dissociative  $\text{N}_2$  exchange.<sup>134</sup> Similarly the site (and presumably rate) of ligand protonation is controlled by sterics. One clear example comes from Nishibayashi and co-workers, in which they prevent protonation in the 3,4-positions of the pyrrole ligand in their (PNP)Fe ligand by introducing methyl substitution (Figure S4).<sup>178</sup> Lastly, sterics can be important for controlling the rate of bimolecular decomposition. This includes the rate of formation and degradation of intermediates. This idea is

highlighted in ability to observe a diazenido intermediate,  $\text{Fe}(\text{NNH})$ , only when using a highly sterically encumbering ligand ( $\text{ArP}_3^{\text{B}}$ ) (Figure 44). Notably, while this system is better at stabilizing this highly reactive intermediate, it is a poorer catalyst than the parent system,  $(\text{P}_3^{\text{B}})\text{Fe}$ .<sup>177</sup> Thus, a Goldilocks approach to sterics is necessary for achieving optimal functionality, as is the case for a variety of catalytic reactions.

- The design of innocent yet activating ligands:** One factor that dictates the efficacy of  $\text{N}_2$ -to- $\text{NH}_3$  reduction catalysis is linked to the ease by which protonation occurs at  $\text{N}_\beta$ . Activation of  $\text{N}_2$  proceeds by cooperative donation from a transition metal or main group compound and the given ligand set through inductive effects. The importance of  $\text{N}_2$  activation is reflected in (i) the need to access  $[(\text{HIPTN}_3\text{N})\text{Mo}(\text{N}_2)]^-$  for protonation at  $\text{N}_\beta$  to occur -  $(\text{HIPTN}_3\text{N})\text{Mo}(\text{N}_2)$  is not protonated at  $\text{N}_\beta$  by catalytically relevant acids (Figure 10),<sup>102</sup> (ii) the catalytic enhancement that is observed for the (PNP)Mo catalyst upon 4-OMe substitution of the pyridine (Figure 30),<sup>82</sup> and (iii) the necessity of accessing an anionic  $[(\text{P}_3^{\text{E}})\text{M}(\text{N}_2)]^-$  state ( $\text{M} = \text{Fe}, \text{E} = \text{B}, \text{C}, \text{Si}; \text{M} = \text{Ru}, \text{Os}, \text{E} = \text{Si}$ ) to observe  $\text{N}_2\text{RR}$  catalysis with  $(\text{P}_3^{\text{E}})\text{M}$  species (Figure 66).<sup>54,80</sup> Again, protonation of  $\text{N}_\beta$  of neutral  $(\text{P}_3^{\text{E}})\text{M}(\text{N}_2)$  species has not been observed. On the other hand, highly donating ligands that enhance the electron richness of the metal center also render it harder to reduce, thereby necessitating stronger reductants to achieve the low-valent states necessary to initiate catalysis. Furthermore, more donating ligands are often more Brønsted basic and are thus prone to protonolysis, thereby limiting turnover due to degradation of the catalyst. In this respect, neutral phosphine ligands appear to be far superior to amide ligands for enhancing overall stability and thus turnover.<sup>50,79,116,173</sup> It is also worth highlighting the utility of adaptable ligand frameworks that help to stabilize a variety of formal metal oxidation states and  $[\text{M}]-\text{N}_x\text{H}_y$  bond orders—this concept is highlighted by Peters' use of boratrane and silatrane-containing ligands, for example.<sup>109,113,114,181,193</sup>
- Tuning  $\text{N}_2$  reduction overpotentials with different reagent combinations:** Central to the reduction of  $\text{N}_2$  are the reagents that are employed for catalysis. From this perspective, it is noteworthy that no single set of catalytic conditions can be applied to all of the catalytic systems that have been reported to date. Indeed, a number of electron sources (metallocene,<sup>50</sup>  $\text{KC}_8$  electrode,<sup>197</sup>  $\text{Sm}(\text{II})$ <sup>79</sup>) and proton sources (pyridiniums,<sup>50</sup> protonated ether,<sup>18</sup> aniliniums,<sup>174</sup> phosphoniums,<sup>55</sup> water/alcohols<sup>79</sup>) have all been employed. The particular combination of acid and reductant, along with other relevant reaction conditions, defines the net overpotential for the catalytic reaction. It has long been known in heterogeneous catalysis that overpotential is correlated with reaction rate;<sup>287</sup> more recently, it has been increasingly recognized in related fields ( $\text{O}_2$  reduction,  $\text{CO}_2$  reduction, HER, etc.) that similar constraints exist,<sup>288–292</sup> and some theoretical approaches, and physical intuition, suggest that a similar relationship exists in catalysts for homogeneous  $\text{N}_2\text{RR}$ .<sup>293</sup>

Notable in  $\text{N}_2\text{RR}$  is that the acids and reductants typically only work in particular pairs. For example, metallocenes and



pyridinium acids effectively promote N<sub>2</sub>RR catalysis with Nishibayashi's Mo systems (Figure 33),<sup>51</sup> as do Sm(II) and water/alcohols (Figure 37), but combining Sm(II) and pyridinium acids has been shown to be ineffective.<sup>79</sup> Similarly, both KCr<sub>2</sub>/HBAr<sup>F</sup><sub>4</sub> and Cp\*<sub>2</sub>Co/[Ph<sub>2</sub>NH<sub>2</sub>]<sup>+</sup>OTf are efficient N<sub>2</sub> fixation cocktails with the (P<sub>3</sub><sup>B</sup>)Fe-system,<sup>18,80</sup> but the combination of Cp\*<sub>2</sub>Co and HBAr<sup>F</sup><sub>4</sub> proves ineffective. Indeed, changing these reagent pairs can have a larger impact on efficiency, TON, and TOF than does changing the catalyst itself (Figure 66). This is an important point. Whereas it may seem less exciting to a budding coordination chemist to survey reagents than to design an elegant new catalyst system supported by a new ligand, the development of reagent combinations for canvassing nitrogen fixation will drive the field forward at an accelerated pace.

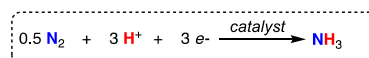
In the past few years, defining the overpotential supplied by different reagent cocktails in catalytic N<sub>2</sub>RR has become increasingly a point of focus. Two means of measuring the overpotential have been discussed in the literature: the first, more traditional approach, is to determine the thermodynamic potential of nitrogen fixation for a given solvent at a given pK<sub>a</sub> (or pH).<sup>285,294</sup> The overpotential, or  $\eta$ , is then the difference between this value and the applied potential. This approach is useful in facilitating comparisons with heterogeneous N<sub>2</sub>RR electrocatalysts and for defining the potential of the most reducing intermediate in the N<sub>2</sub>RR cycle. However, developing accurate overpotential values in the apolar solvents that to date have been commonly used for chemical nitrogen fixation (i.e., heptane, toluene, Et<sub>2</sub>O) is not feasible. These values are, however, well-defined for H<sub>2</sub>O and acetonitrile,<sup>295</sup> with extension to THF being seemingly possible.<sup>296</sup> A second approach that has been developed as a measure of "overpotential," typically noted as  $\Delta\Delta G_f/\Delta\Delta H_f$  in the literature takes the approach of comparing the energetic input to the energy of formation for NH<sub>3</sub>, in which N<sub>2</sub> is fixed using H<sub>2</sub> as the source of protons and electrons (Figure 75).<sup>79,80,105</sup> Thus, this metric provides for a ready comparison to the Haber–Bosch process, in which H<sub>2</sub> is employed to achieve N<sub>2</sub>-to-NH<sub>3</sub> conversion. To define  $\Delta\Delta G_f$ , one first needs to know the effective bond strength of the reagent combination used (i.e., Cp\*<sub>2</sub>Co and [Ph<sub>2</sub>NH<sub>2</sub>]<sup>+</sup>OTf) as defined by eq 1 (where C<sub>G</sub> is a solvent-dependent thermodynamic constant accounting for the energy of formation for H• from H<sup>+</sup> and e<sup>-</sup> in solution).<sup>295</sup> Comparing this effective BDFE with the energy of H• formation derived from H<sub>2</sub>, found by dividing the BDFE(H<sub>2</sub>) by two, defines the extra energy being used in the system to generate each N–H bond. To get the overpotential ( $\Delta\Delta G_f$ ) per mol of NH<sub>3</sub>, one then multiplies by three to account for the three N–H bonds in NH<sub>3</sub> (eq 2).

$$\text{BDFE}_{\text{eff}} = 1.37 \times \text{p}K_a + 23.06 \times E^\circ + C_G \quad (1)$$

$$\Delta\Delta G_f = 3((\text{BDFE}(\text{H}_2)/2) - \text{BDFE}_{\text{eff}}) \quad (2)$$

Again, the necessity of a well-defined pK<sub>a</sub> scale and a C<sub>G</sub> constant also limits the accuracy of this approach to particular solvents (e.g., H<sub>2</sub>O, MeCN, THF, etc.). This approach also does not account for the excess energy being supplied by the conversion of NH<sub>3</sub> to NH<sub>4</sub><sup>+</sup>, which readily occurs under most of the catalytic conditions discussed in this review. However, the appeal of this approach lies in the potential insight it provides into the N–H bond strengths of key N<sub>2</sub>RR intermediates (i.e., M(NNH) or M(NH)).

- **Reaction conditions:** Nitrogen fixation catalysis is sensitive to solvent, temperature, and reagent concen-



Proton Source		Electron Source		Overpotential ( $\Delta\Delta G_f(\text{NH}_3)$ kcal mol <sup>-1</sup> )
[LutH] <sup>+</sup>	pK <sub>a</sub> = 14.1	Cp <sub>2</sub> Co	E° = -1.32 V	22.1
[LutH] <sup>+</sup>		Cp* <sub>2</sub> Cr	E° = -1.46 V	31.7
[ColH] <sup>+</sup>	pK <sub>a</sub> = 15.0	Cp* <sub>2</sub> Co	E° = -1.91 V	59.3
Sm(H <sub>2</sub> O) <sub>m</sub> <sup>2+</sup>	pK <sub>a</sub> = 3.30	Sm(H <sub>2</sub> O) <sub>m</sub> <sup>2+</sup>	E° = -1.55 V	75.5
[PhNH <sub>3</sub> ] <sup>+</sup>	pK <sub>a</sub> = 10.6	Cp* <sub>2</sub> Co		77.2
[Ph <sub>2</sub> NH <sub>2</sub> ] <sup>+</sup>	pK <sub>a</sub> = 5.97	Cp* <sub>2</sub> Co		96.3
[Cy <sub>3</sub> PH] <sup>+</sup>	pK <sub>a</sub> = 16.1	KC <sub>8</sub>	E° = -3.0 V	130.1
HBAr <sup>F</sup> <sub>4</sub>	pK <sub>a</sub> = 0	KC <sub>8</sub>		196.3

Sample Calculation for [LutH]<sup>+</sup> and Cp<sub>2</sub>Co:

Using equation (1)	Using equation (2)
BDFE <sub>eff</sub> = 1.37xpKa + 23.06xE° + C <sub>G</sub>	$\Delta\Delta G_f = 3((\text{BDFE}(\text{H}_2)/2) - \text{BDFE}_{\text{eff}})$
BDFE <sub>eff</sub> = 1.37(14.1) + 23.06(-1.32) + 54.9	$\Delta\Delta G_f = 3((102.3)/2) - 43.8$
BDFE <sub>eff</sub> = 19.3 - 30.4 + 54.9	
BDFE <sub>eff</sub> = 43.8 kcal mol <sup>-1</sup>	$\Delta\Delta G_f = 22.1 \text{ kcal mol}^{-1}$

**Figure 75.** N<sub>2</sub>RR overpotentials calculated as a function of catalyst reagent cocktail using eqs 1 and 2. All of the pK<sub>a</sub> values and reduction potentials are literature values for these reagents in acetonitrile.<sup>297–299</sup> Consequently, the C<sub>G</sub> and BDFE(H<sub>2</sub>) in acetonitrile were also used.<sup>295</sup> The exception is for Sm/H<sub>2</sub>O for which aqueous values are used, and the values are approximated due to the inner-sphere nature of the Sm/H<sub>2</sub>O interaction. The bottom portion of the figure provides a sample overpotential calculation.<sup>154</sup>

tration. In many cases, these factors control the interplay between catalyst-mediated nitrogen fixation, catalyst-mediated hydrogen evolution, and background hydrogen evolution. Different strategies have been employed in an effort to control these factors, including performing reactions at lower temperature,<sup>18,116,174</sup> the use of nonpolar solvents,<sup>50,51</sup> and the slow addition of reagents.<sup>50,51</sup> Further, in most cases discussed herein, at least one catalyst component (acid or reductant) has been less soluble than the other in an effort to attenuate the rate of reactions between them (e.g., HER). The importance of these factors can be highlighted by dramatic differences in efficiencies. For example, this is demonstrated by some of Nishibayashi's systems, for which slower rates of reductant addition have led to improved catalysis (Figure 25),<sup>51</sup> and also in the strong correlation of performance of the (CAAC)<sub>2</sub>Fe-catalyst system with temperature (Figure 55).<sup>172</sup> Nonetheless, many of these factors, and other potentially important factors (e.g., N<sub>2</sub> pressure, NH<sub>3</sub> concentration) remain unexplored for most of these platforms. Furthermore, we must continue to develop conditions that would be more highly compatible with electrocatalysis, namely, higher solvent polarity, higher reaction temperatures (especially for non-Mo catalysts), and conditions that do not require slow addition of the acid (especially for Mo catalysts).

- **A role for PCET:** Although the ability of PCET reactions to mediate stoichiometric N–H bond forming reactions in noncatalytic platforms has been extensively demonstrated,<sup>105,217,300–302</sup> discussions on the mechanism for nitrogen fixation by homogeneous catalysts had traditionally focused on stepwise ET-PT or PT-ET pathways.<sup>80,106,128</sup> In the past few years, there has been increased discussion of PCET steps as a possible



mechanism for the N–H bond forming steps in catalytic systems with a particular emphasis on its critical role in the formation of intermediates with weak N–H bonds ( $\text{BDFE}_{\text{N-H}} < 50 \text{ kcal}\cdot\text{mol}^{-1}$ ). Proposed species of relevance to PCET in nitrogen fixation catalysis have included pyridinyl radicals,<sup>103,105,106</sup> protonated metal-locenes (Figure 47),<sup>80,197,199</sup> encounter complexes of a reductant with an acid and a nitrogenous ligand that are hydrogen-bonded (MS-PCET) (Figure 18),<sup>103,140</sup> and alcoholic or aquo complexes of  $\text{SmI}_2$  (Figure 37).<sup>79</sup> This recent work suggests that a fresh look at earlier mechanistic assumptions may be warranted, but the more important conclusion to draw is that PCET reactions may offer a path forward for developing catalyst systems that operate at lower net overpotentials and improved rates.

## 9. FUTURE OUTLOOK: REMAINING CHALLENGES

We next provide an overview of some of the important research opportunities that remain for  $\text{N}_2\text{RR}$  catalysis mediated by synthetic complexes.

- **$\text{N}_2$  fixation with improved selectivity:** Nishibayashi and co-workers have recently demonstrated two different cases, (PPP)Mo with  $\text{Cp}^*_2\text{Co}/[\text{CoH}]\text{OTf}$ <sup>81</sup> and (PCP)Mo with  $\text{SmI}_2/\text{HOCH}_2\text{CH}_2\text{OH}$  (Figure 37),<sup>79</sup> with the ability to achieve >90% selectivity for  $\text{NH}_3$ . These results represent significant improvements on the maximum efficiency of these catalysts in the presence of the original Schrock conditions ( $\text{Cp}^*_2\text{Cr}/[\text{CoH}]\text{OTf}$ ) with which (PNP)Mo achieved ~50% selectivity for  $\text{NH}_3$ <sup>51</sup> and (PCP)Mo achieved ~66% selectivity.<sup>149</sup> The improved selectivity of the new conditions comes at the cost of greater energetic input. Thus, the search for high selectivity systems under mild conditions continues.
- **$\text{N}_2$  fixation conditions:** Reaction temperature must also be considered. Although all Mo catalyst systems currently operate at room temperature under an atmosphere of  $\text{N}_2$ , all of the other  $\text{N}_2\text{RR}$  catalyst systems studied are far more efficient at low temperature ( $\leq -78 \text{ }^\circ\text{C}$ ) than at room temperature.<sup>172,173</sup> This represents an opportunity for improvement and will be particularly important with respect to electrocatalytic  $\text{N}_2\text{RR}$ , where low reaction temperatures can significantly attenuate accessible current densities. On the other hand, the potential benefits of elevated  $\text{N}_2$  pressures in  $\text{N}_2\text{RR}$  catalysis have been little explored, though hints from the  $\text{N}_2$ -silylation literature suggest it could be a powerful tool for improving catalysis.<sup>303</sup> Computational studies suggest that the low driving force for the exchange of  $\text{NH}_3$  for  $\text{N}_2$  is an issue in both (HIPTN<sub>3</sub>N)Mo<sup>124</sup> and ( $\text{P}_3^{\text{E}}$ )Fe (E = Si, B).<sup>209</sup> Additional studies exploring the possibility of using solvent media, including ionic liquids, to increase the availability or reactivity of  $\text{N}_2$  is also of interest.<sup>279</sup>
- **$\text{N}_2$  fixation with more biologically relevant platforms:** Despite steady advances in nitrogenase model chemistry, current synthetic nitrogenases appear to involve key bond-making and breaking events at a single metal center, with the presumed exception of Nishibayashi's pincer-ligated catalysts under specific conditions.<sup>304</sup> None of these synthetic catalysts yet feature inorganic sulfide or carbide ligands as are present in the cofactors of nitrogenases, although progress toward this aim has been made.<sup>249,305</sup> As efforts to understand the nature of biological nitrogen fixation continue, the development of catalysts featuring more biologically faithful coordination environments will be of significant interest to further constrain and test the feasibility of mechanistic hypotheses. Such studies should also ultimately consider secondary sphere influences.<sup>132,306</sup>
- **$\text{N}_2$  fixation product selectivity:** One of the fascinating areas of mechanistic diversity in nitrogen fixation catalysis is the differing selectivity for  $\text{NH}_3$  and  $\text{N}_2\text{H}_4$ . Thus far, all Mo catalysts have been proposed to operate through a distal mechanism (Figures 12 and 32),<sup>110,304</sup> or an initial  $\text{N}\equiv\text{N}$  bond cleavage in a specific instance (Figure 34).<sup>79,81</sup> All Fe catalysts appear to form at least some amount of  $\text{NH}_3$  and  $\text{N}_2\text{H}_4$ .<sup>80,116,174</sup> Despite this, mechanistic studies that demonstrate a strictly alternating pathway for an active catalyst are lacking. Mechanistic work has, by contrast, pointed to the viability of a hybrid distal-to-alternating pathway.<sup>109</sup> Therefore, increased attention toward identifying a system that traverses an alternating pathway and/or further elucidating hybrid pathways that lead to  $\text{N}_2\text{H}_4$  formation, are warranted. Given the utility of  $\text{N}_2\text{H}_4$ -based derivatives as fuels, catalysts that are selective for the direct reduction of  $\text{N}_2$ -to- $\text{N}_2\text{H}_4$  may find niche applications. Furthermore, biological nitrogenases display mechanistic diversity with respect to their selectivity for  $\text{NH}_3$  and  $\text{N}_2\text{H}_4$ .<sup>163</sup> Thus, understanding which mechanisms are operative from a synthetic catalyst perspective will help in considering hypotheses within a biological framework.
- **$\text{N}_2$  fixation using light:** Recent research from Peters and co-workers has demonstrated that  $\text{N}_2\text{RR}$  turnover can be enhanced via irradiation of the system (Figure 61).<sup>175,196</sup> This observation serves as a potentially important pathway for the removal of catalytically inactive hydride species, via  $\text{H}_2$  loss, which in turn increases the availability of catalytically active species. Such studies may also have implications with respect to understanding the release of  $\text{H}_2$  and binding of  $\text{N}_2$  at biological nitrogenases, a process that can also be light-triggered.<sup>162</sup> Furthermore, recent work from Nishibayashi and co-workers has begun to consider how known nitrogen fixation platforms can be integrated with known water photooxidation processes (i.e.,  $\text{H}_2\text{O} \rightarrow \text{O}_2 + 4 \text{H}^+ + 4\text{e}^-$ ) (Figure 36).<sup>150</sup> However, there remains significant space for development in this area, which is critical to the future integration of  $\text{N}_2$  fixation with renewable energy conversion technologies.
- **$\text{N}_2$  fixation using electrocatalysis:** The development of electrocatalytic nitrogen fixation systems is critical to the field's future. In this arena,  $\text{N}_2$  fixation lags significantly behind other multielectron reduction processes such as hydrogen evolution,<sup>307,308</sup>  $\text{O}_2$  reduction,<sup>309</sup> or  $\text{CO}_2$  reduction.<sup>310</sup> Progress in the realm of  $\text{N}_2\text{RR}$  catalysis has been hindered by the significant kinetic requirement of developing a system that is sufficiently reducing to catalyze  $\text{N}_2\text{RR}$  but does so in preference to HER. This challenge also confronts progress in heterogeneous  $\text{N}_2\text{RR}$  electrocatalyst studies.<sup>6,262</sup> Furthermore,  $\text{N}_2\text{RR}$  catalysis has typically been studied under conditions that are poorly suited to electrocatalysis (i.e., low-temperature, low dielectric solvent, heterogeneous acids). A recent study by Peters and co-workers shows that these challenges can be overcome to demonstrate electro-

catalysis and comparatively high Faradaic efficiencies (Figure 72).<sup>197</sup> Indeed, this study underscores that electrode-mediated N<sub>2</sub>RR catalysis can be superior to chemical reductant-mediated catalysis, when compared under identical conditions. Developing new electrocatalytic systems for N<sub>2</sub>RR catalysis and comparing and contrasting their mechanisms with chemical catalysis systems presents an important area for exploration.

- **N<sub>2</sub> fixation in water:** A significant goal for the field is to drive N<sub>2</sub>RR with the electrons and protons of water. Progress here is needed to advance the use of ammonia as a no-carbon solar fuel. Progress in this context has been limited for synthetic N<sub>2</sub>RR catalysts. There have been some studies that offer a path for further development. For example, DMeOPrPE-ligated Fe complexes bind N<sub>2</sub> in water (Figure 57),<sup>236</sup> and protons ultimately derived from water oxidation or directly from water have been used for N<sub>2</sub>-fixation catalysis (Figure 36).<sup>79,150</sup> Nevertheless, the remaining challenges are significant. Approaches that may lead to progress in this area will include the development of more water-soluble (and stable) catalysts, or the use of micelles that stabilize hydrophobic catalysts in water; the latter has been demonstrated by Shilov and co-workers.<sup>76</sup> The protic nature of H<sub>2</sub>O cautions that its competitive reduction to H<sub>2</sub> is a serious consideration for aqueous N<sub>2</sub>-fixation catalysis. In this regard, the development of catalysts that operate at lower net overpotentials will be essential.
- **An assessment of best N<sub>2</sub>RR practices:** The accurate detection of NH<sub>3</sub> (or N<sub>2</sub>H<sub>4</sub>) is not without complication. In the context of electrocatalytic N<sub>2</sub>RR, several papers have appeared recently addressing potential sources of NH<sub>3</sub> contamination.<sup>284,311</sup> Many of these factors, such as trace contamination of the N<sub>2</sub> gas and impure catalysts/reagents, are heightened in the set-ups used for heterogeneous electrocatalytic N<sub>2</sub>RR, or cases where very small amounts of NH<sub>3</sub> are produced. Nonetheless, caution is warranted when analyzing homogeneous N<sub>2</sub>RR catalysts as well. Of particular importance are both control experiments both without catalyst and without N<sub>2</sub> to detect potential sources of contamination, as well as isotopic labeling experiments to verify the source of the NH<sub>3</sub>/N<sub>2</sub>H<sub>4</sub>. As always, it is essential that analytical rigor be employed when quantifying these products.

## 10. SUMMARY AND CONCLUSIONS

In this review, we have offered a lens into the field N<sub>2</sub>-to-NH<sub>3</sub> catalysis (N<sub>2</sub>RR) mediated by synthetic complexes. While we have focused almost exclusively on systems for which *bona fide* catalysis has been demonstrated, we began by discussing the pioneering studies of Chatt and co-workers as well as others who laid the early groundwork for this field (Figure 3). The groundbreaking work of Schrock and co-workers, who in 2003 demonstrated the first example of N<sub>2</sub>RR catalysis via a well-defined tri(amido)amine Mo system (Figure 12), has been discussed in detail.<sup>50</sup> This system still represents one of the most important for the field because of the thorough characterization of many catalytic intermediates that was undertaken. The discussion of Schrock's system was followed by a description of Nishibayashi's low-valent Mo-phosphine systems. These systems are related to the original Chatt-type Mo systems in that they feature low valent molybdenum complexes with phosphine donors, and they have proven highly amenable to tuning via

manipulations of the ligand (Figure 33). Mononuclear Mo nitrides in particular have proven to be effective (pre)catalysts for N<sub>2</sub> fixation in this context. Most recently, catalysis with unprecedented efficiency, turnover number, and turnover frequency has been realized via SmI<sub>2</sub> as a reductant in combination with protic solvents.<sup>79</sup> Many of the mechanistic details of the latter system remain to be explored.

We next focused on Fe-mediated N<sub>2</sub>RR catalysis, which was first reported in 2013 by Peters and co-workers via a tris(phosphine)borane iron system (Figure 45). This represented a significant advance; prior to this report, the field had focused heavily on Mo-systems, which biased mechanistic proposals relevant to biological nitrogen fixation. Significant experimental and theoretical work for this system has been undertaken to place the mechanism/s by which it operates on firm footing. As for the Schrock system, many candidate intermediates and interconversions have been studied, with many of the early intermediates being highly unstable and requiring low temperatures for characterization. Of particular interest are comparative studies with related (P<sub>3</sub><sup>C</sup>)Fe- and (P<sub>3</sub><sup>Si</sup>)Fe-systems, which have helped to identify important principles that determine catalyst selectivity. With the optimal combination of reductant and acid at low temperature the (P<sub>3</sub><sup>B</sup>)Fe system can catalyze N<sub>2</sub>RR with selectivity for NH<sub>3</sub> approaching 80%. Also, studies of these iron systems have underscored a role for PCET in N<sub>2</sub>RR catalysis (Figure 47); such processes may be operative in other systems, including Mo. A number of other Mo and Fe catalysts were also discussed, including a structurally unusual bis(carbene)-iron system, (CAAC)<sub>2</sub>Fe (Figure 55), whose efficacy for N<sub>2</sub>RR catalysis becomes apparent only at -95 °C, and also a bis-diphosphine-iron that is selective for N<sub>2</sub>H<sub>4</sub> instead of NH<sub>3</sub> (Figure 59).

Recent studies have been undertaken with a host of other metals, most of which (except V) are not found in nitrogenases. These have included Co, Ru, Os, V, and Ti. Particular emphasis has been placed here on the mechanistic understanding that can be obtained via comparisons of these systems to the Mo or Fe catalysts discussed in the earlier sections. A discussion of historic and more recent efforts toward electrocatalytic nitrogen fixation with transition metal complexes has also been presented, including a discussion of the first (and still only) molecular system, (P<sub>3</sub><sup>B</sup>)Fe<sup>+</sup>, that mediates *bona fide* N<sub>2</sub>RR electrocatalysis (Figure 72). Other systems that show progress here, and especially those featuring main group (e.g., Al/B) rather than transition metal active sites, were also highlighted (Figure 74).

Lastly, in an effort to highlight some of the lessons drawn from this review, a bulleted discussion of specific insights important to future catalyst designs and, also, to remaining challenges is presented. We hope these ideas help researchers devise new catalysts, and reagent/condition combinations, to continue the rapid progress now being made in this important realm of catalysis.

## AUTHOR INFORMATION

### Corresponding Author

Jonas C. Peters – Division of Chemistry and Chemical Engineering, California Institute of Technology, Pasadena, California 91125, United States; [orcid.org/0000-0002-6610-4414](https://orcid.org/0000-0002-6610-4414); Email: [jpeters@caltech.edu](mailto:jpeters@caltech.edu)

### Authors

Matthew J. Chalkley – Division of Chemistry and Chemical Engineering, California Institute of Technology, Pasadena,

California 91125, United States; [orcid.org/0000-0002-0484-7335](https://orcid.org/0000-0002-0484-7335)

**Marcus W. Drover** – Division of Chemistry and Chemical Engineering, California Institute of Technology, Pasadena, California 91125, United States; [orcid.org/0000-0002-2186-1040](https://orcid.org/0000-0002-2186-1040)

Complete contact information is available at:  
<https://pubs.acs.org/10.1021/acs.chemrev.9b00638>

### Author Contributions

<sup>†</sup>M.J.C. and M.W.D. contributed equally.

### Notes

The authors declare no competing financial interest.

### Biographies

Dr. Matthew J. Chalkley received his B.S. from Yale University with exceptional distinction in Chemistry in 2013. There he undertook research with Prof. Nilay Hazari on Pd<sup>I</sup> dimers as a Barry Goldwater Scholar. He then received a Fulbright Fellowship to perform research in the group of Prof. Karsten Meyer at the University of Erlangen-Nuremberg for one year. His Ph.D. was supervised by Prof. Jonas C. Peters at Caltech and supported by an NSF Graduate fellowship, a Caltech Environmental Microbial Interactions fellowship, and a Resnick Sustainability Institute fellowship. He is currently a postdoctoral scholar with Prof. William DeGrado at the University of California, San Francisco. His interests include catalysis and bioinorganic and organometallic chemistry.

Prof. Marcus W. Drover received his B.Sc. (Hons.) degree in 2012 from Memorial University of Newfoundland. In 2016, he earned his doctorate in chemistry from the University of British Columbia (UBC) under the cosupervision of Profs. Laurel L. Schafer and Jennifer A. Love. At UBC, Marcus was an NSERC Vanier scholar (2013–2016) and in 2016 was awarded the Chemical Institute of Canada's Award for Graduate Research in Inorganic Chemistry. In 2014, Marcus was also awarded a Michael-Smith visiting fellowship for research abroad at the University of Oxford under the supervision of Prof. Andrew S. Weller. In January 2017, Marcus began work as a joint Resnick Prize Postdoctoral Fellow in Sustainability Science and NSERC Banting Fellow at Caltech under the guidance of Prof. Jonas C. Peters. Currently, Marcus is an assistant professor at the University of Windsor in Ontario, Canada. His interests include inorganic, organometallic, and main group chemistry.

Prof. Jonas C. Peters was born in 1971 in Chicago, Illinois. In 1993, he received his Bachelor of Science degree in chemistry at the University of Chicago, where doing undergraduate research with Prof. Gregory Hillhouse first piqued his interest in the transition metal chemistry of nitrogenous ligands such as HN=NH and HNO. Jonas then spent a year as a Marshall Scholar at the University of Nottingham, UK, working with Prof. James J. Turner, FRS, detecting short-lived transients by rapid time-resolved methods. In the fall of 1994, Jonas began his doctoral studies under the direction of Prof. Christopher C. Cummins at the Massachusetts Institute of Technology. Jonas' research focused on the activation and functionalization of small molecules using low coordinate tris-amido molybdenum and titanium complexes. After receiving his Ph.D. in inorganic chemistry in 1998, Jonas was a Miller Fellow at the University of California, Berkeley under the guidance of Prof. T. Don Tilley, where he began to design and synthesize new phosphine ligands for metal-mediated bond activation reactions. Jonas began as Assistant Professor in the Division of Chemistry and Chemical Engineering at Caltech in August of 1999, was promoted to Associate Professor in 2004, and to Professor of Chemistry in 2006. In July of

2007, he relocated to the MIT Department of Chemistry as the W. M. Keck Professor of Energy and then returned to Caltech in January 2010 as Bren Professor of Chemistry. He is also the Director of the Resnick Sustainability Institute at Caltech. His research focuses on the structure, bonding, and catalytic activity of inorganic compounds, particularly ones of relevance to global C, N, and O cycles and renewable energy applications.

### ACKNOWLEDGMENTS

The authors are grateful to NIH (GM-070757) for ongoing support of their work exploring (L<sub>n</sub>)Fe(N<sub>x</sub>H<sub>y</sub>) model systems of biological nitrogenases and the Department of Energy (DOE-0235032) for supporting their research towards electrocatalytic N<sub>2</sub>RR systems. M.W.D. acknowledges NSERC (Banting PDF award to MWD), and M.W.D./M.J.C. thank the Resnick Sustainability Institute at Caltech for fellowships. Dr. Cooper Citek, Dr. Pablo G. Barros, Javier Fajardo Jr., Nina X. Gu, Dr. Heejun Lee, Dr. Alonso Rosas, and Dirk J. Schild are thanked for providing helpful discussion.

### REFERENCES

- (1) Smil, V. Global Population and the Nitrogen Cycle. *Sci. Am.* **1997**, *277*, 76–81.
- (2) Schlögl, R. Catalytic Synthesis of Ammonia—A “Never-Ending Story”? *Angew. Chem., Int. Ed.* **2003**, *42*, 2004–2008.
- (3) Appl, M. Ammonia. <http://www.iipinetwork.org/wp-content/letd/content/ammonia.html#technology-resources> (accessed Jun 22, 2019).
- (4) Mosier, A. R. Environmental Challenges Associated with Needed Increases in Global Nitrogen Fixation. *Nutr. Cycling Agroecosyst.* **2002**, *63*, 101–116.
- (5) Canfield, D. E.; Glazer, A. N.; Falkowski, P. G. The Evolution and Future of Earth's Nitrogen Cycle. *Science* **2010**, *330*, 192–196.
- (6) Kyriakou, V.; Garagounis, I.; Vasileiou, E.; Vourros, A.; Stoukides, M. Progress in the Electrochemical Synthesis of Ammonia. *Catal. Today* **2017**, *286*, 2–13.
- (7) Comer, B. M.; Fuentes, P.; Dimkpa, C. O.; Liu, Y.-H.; Fernandez, C. A.; Arora, P.; Realf, M.; Singh, U.; Hatzell, M. C.; Medford, A. J. Prospects and Challenges for Solar Fertilizers. *Joule* **2019**, *3*, 1578–1605.
- (8) *Potential Roles of Ammonia in a Hydrogen Economy* <https://www.energy.gov/eere/fuelcells/downloads/potential-roles-ammonia-hydrogen-economy> (accessed Jun 22, 2019).
- (9) Valera-Medina, A.; Xiao, H.; Owen-Jones, M.; David, W. I. F.; Bowen, P. J. Ammonia for Power. *Prog. Energy Combust. Sci.* **2018**, *69*, 63–102.
- (10) Burgess, B. K.; Lowe, D. J. Mechanism of Molybdenum Nitrogenase. *Chem. Rev.* **1996**, *96*, 2983–3012.
- (11) Eady, R. R. Structure–Function Relationships of Alternative Nitrogenases. *Chem. Rev.* **1996**, *96*, 3013–3030.
- (12) Spatzal, T.; Aksoyoglu, M.; Zhang, L.; Andrade, S. L. A.; Schleicher, E.; Weber, S.; Rees, D. C.; Einsle, O. Evidence for Interstitial Carbon in Nitrogenase FeMo Cofactor. *Science* **2011**, *334*, 940–940.
- (13) Einsle, O.; Tezcan, F. A.; Andrade, S. L. A.; Schmid, B.; Yoshida, M.; Howard, J. B.; Rees, D. C. Nitrogenase MoFe-Protein at 1.16 Å Resolution: A Central Ligand in the FeMo-Cofactor. *Science* **2002**, *297*, 1696–1700.
- (14) Howard, J. B.; Rees, D. C. Structural Basis of Biological Nitrogen Fixation. *Chem. Rev.* **1996**, *96*, 2965–2982.
- (15) Chatt, J.; Dilworth, J. R.; Richards, R. L. Recent Advances in the Chemistry of Nitrogen Fixation. *Chem. Rev.* **1978**, *78*, 589–625.
- (16) Leigh, G. J. So That's How It's Done—Maybe. *Science* **2003**, *301*, 55–56.
- (17) Schrock, R. R. Molybdenum Does It Again. *Nat. Chem.* **2011**, *3*, 95–96.



- (18) Anderson, J. S.; Rittle, J.; Peters, J. C. Catalytic Conversion of Nitrogen to Ammonia by an Iron Model Complex. *Nature* **2013**, *501*, 84–87.
- (19) Hoffman, B. M.; Lukoyanov, D.; Yang, Z.-Y.; Dean, D. R.; Seefeldt, L. C. Mechanism of Nitrogen Fixation by Nitrogenase: The Next Stage. *Chem. Rev.* **2014**, *114*, 4041–4062.
- (20) Bazhenova, T. A.; Shilov, A. E. Nitrogen Fixation in Solution. *Coord. Chem. Rev.* **1995**, *144*, 69–145.
- (21) Hidai, M.; Mizobe, Y. Recent Advances in the Chemistry of Dinitrogen Complexes. *Chem. Rev.* **1995**, *95*, 1115–1133.
- (22) MacKay, B. A.; Fryzuk, M. D. Dinitrogen Coordination Chemistry: On the Biomimetic Borderlands. *Chem. Rev.* **2004**, *104*, 385–402.
- (23) Hazari, N. Homogeneous Iron Complexes for the Conversion of Dinitrogen into Ammonia and Hydrazine. *Chem. Soc. Rev.* **2010**, *39*, 4044–4056.
- (24) MacLeod, K. C.; Holland, P. L. Recent Developments in the Homogeneous Reduction of Dinitrogen by Molybdenum and Iron. *Nat. Chem.* **2013**, *5*, 559–565.
- (25) Tanabe, Y.; Nishibayashi, Y. Developing More Sustainable Processes for Ammonia Synthesis. *Coord. Chem. Rev.* **2013**, *257*, 2551–2564.
- (26) Peters, J. C.; Mehn, M. P. Bio-Organometallic Approaches to Nitrogen Fixation Chemistry. In *Activation of Small Molecules*; Tolman, W. B., Ed.; Wiley-VCH, 2006; pp 81–119.
- (27) Roux, Y.; Duboc, C.; Gennari, M. Molecular Catalysts for N<sub>2</sub> Reduction: State of the Art, Mechanism, and Challenges. *ChemPhysChem* **2017**, *18*, 2606–2617.
- (28) Stucke, N.; Flöser, B. M.; Weyrich, T.; Tuzek, F. Nitrogen Fixation Catalyzed by Transition Metal Complexes: Recent Developments. *Eur. J. Inorg. Chem.* **2018**, *2018*, 1337–1355.
- (29) Nishibayashi, Y. Development of Catalytic Nitrogen Fixation Using Transition Metal–Dinitrogen Complexes under Mild Reaction Conditions. *Dalton Trans* **2018**, *47*, 11290–11297.
- (30) Pickett, C. J. The Chatt Cycle and the Mechanism of Enzymic Reduction of Molecular Nitrogen. *J. Biol. Inorg. Chem.* **1996**, *1*, 601–606.
- (31) Postgate, J. The Origins of the Unit of Nitrogen Fixation at the University of Sussex. *Notes Rec. R. Soc. London* **1998**, *52*, 355–362.
- (32) Chatt, J.; S., F. R.; Leigh, G. J. Nitrogen Fixation. *Chem. Soc. Rev.* **1972**, *1*, 121–144.
- (33) Allen, A. D.; Harris, R. O.; Loescher, B. R.; Stevens, J. R.; Whiteley, R. N. Dinitrogen Complexes of the Transition Metals. *Chem. Rev.* **1973**, *73*, 11–20.
- (34) Sellmann, D. Dinitrogen-Transition Metal Complexes: Synthesis, Properties, and Significance. *Angew. Chem., Int. Ed. Engl.* **1974**, *13*, 639–649.
- (35) Leigh, G. J. A Celebration of Inorganic Lives: Interview of Joseph Chatt (University of Sussex). *Coord. Chem. Rev.* **1991**, *108*, 1–25.
- (36) Eady, R. R. Current Status of Structure Function Relationships of Vanadium Nitrogenase. *Coord. Chem. Rev.* **2003**, *237*, 23–30.
- (37) Allen, A. D.; Senoff, C. V. Nitrogenopentammineruthenium(II) Complexes. *Chem. Commun. (London)* **1965**, *24*, 621–622.
- (38) Allen, A. D.; Bottomley, F.; Harris, R. O.; Reinsalu, V. P.; Senoff, C. V. Ruthenium Complexes Containing Molecular Nitrogen. *J. Am. Chem. Soc.* **1967**, *89*, 5595–5599.
- (39) Eaborn, C.; Leigh, G. J. Joseph Chatt C. B. E. *Biographical Mem. Fellows R. Soc.* **1996**, *42*, 96–110.
- (40) Dewar, J. S. A Review of the  $\pi$ -Complex Theory. *Bull. Soc. Chim. Fr.* **1951**, *18*, C71–C79.
- (41) Chatt, J.; Duncanson, L. A. Olefin Co-Ordination Compounds. Part III. Infra-Red Spectra and Structure: Attempted Preparation of Acetylene Complexes. *J. Chem. Soc.* **1953**, *0*, 2939–2947.
- (42) Crabtree, R. H. *The Organometallic Chemistry of the Transition Elements*; John Wiley & Sons: New York, 2001.
- (43) Cable, J. W.; Sheline, R. K. Bond Hybridization and Structure in the Metal Carbonyls. *Chem. Rev.* **1956**, *56*, 1–26.
- (44) Shilov, A.; Denisov, N.; Efimov, O.; Shuvalov, N.; Shuvalova, N.; Shilova, A. New Nitrogenase Model for Reduction of Molecular Nitrogen in Protic Media. *Nature* **1971**, *231*, 460–461.
- (45) Denisov, N. T.; Shilov, A. E.; Shuvalova, N. I.; Panova, T. P. Mechanism of Electron Transfer in Dinitrogen Fixation in the System Ti(III)–Mo(III). *React. Kinet. Catal. Lett.* **1975**, *2*, 237–241.
- (46) Shilov, A. E.; Shilova, A. K.; Vorontsova, T. A. Molybdenum Complexes as Catalysts for the Reduction of Molecular Nitrogen in Protic Media. *React. Kinet. Catal. Lett.* **1975**, *3*, 143–148.
- (47) Pospíšil, L.; Didenko, L. P.; Shilov, A. E. The Electrochemical Properties of Nitrogen-Fixating Mo(III) and the Reduction of Mo(V) in Alkaline Methanolic Media Influenced by Mg<sup>2+</sup> Ions. *J. Electroanal. Chem. Interfacial Electrochem.* **1986**, *197*, 305–316.
- (48) Bortels, H. Molybdän als Katalysator bei der biologischen Stickstoffbindung. *Arch. Mikrobiol.* **1930**, *1*, 333–342.
- (49) Chatt, J.; Heath, G. A.; Richards, R. L. The Reduction of Ligating Dinitrogen to Yield a Ligating N<sub>2</sub>H<sub>2</sub> Moiety. *J. Chem. Soc., Chem. Commun.* **1972**, 1010–1011.
- (50) Yandulov, D. V.; Schrock, R. R. Catalytic Reduction of Dinitrogen to Ammonia at a Single Molybdenum Center. *Science* **2003**, *301*, 76–78.
- (51) Arashiba, K.; Miyake, Y.; Nishibayashi, Y. A Molybdenum Complex Bearing PNP-Type Pincer Ligands Leads to the Catalytic Reduction of Dinitrogen into Ammonia. *Nat. Chem.* **2011**, *3*, 120–125.
- (52) Del Castillo, T. J.; Thompson, N. B.; Suess, D. L. M.; Ung, G.; Peters, J. C. Evaluating Molecular Cobalt Complexes for the Conversion of N<sub>2</sub> to NH<sub>3</sub>. *Inorg. Chem.* **2015**, *54*, 9256–9262.
- (53) Kuriyama, S.; Arashiba, K.; Tanaka, H.; Matsuo, Y.; Nakajima, K.; Yoshizawa, K.; Nishibayashi, Y. Direct Transformation of Molecular Dinitrogen into Ammonia Catalyzed by Cobalt Dinitrogen Complexes Bearing Anionic PNP Pincer Ligands. *Angew. Chem., Int. Ed.* **2016**, *55*, 14291–14295.
- (54) Fajardo, J., Jr.; Peters, J. C. Catalytic Nitrogen-to-Ammonia Conversion by Osmium and Ruthenium Complexes. *J. Am. Chem. Soc.* **2017**, *139*, 16105–16108.
- (55) Doyle, L. R.; Wooles, A. J.; Jenkins, L. C.; Tuna, F.; McInnes, E. J. L.; Liddle, S. T. Catalytic Dinitrogen Reduction to Ammonia at a Triamidoamine–Titanium Complex. *Angew. Chem., Int. Ed.* **2018**, *57*, 6314–6318.
- (56) Sekiguchi, Y.; Arashiba, K.; Tanaka, H.; Eizawa, A.; Nakajima, K.; Yoshizawa, K.; Nishibayashi, Y. Catalytic Reduction of Molecular Dinitrogen to Ammonia and Hydrazine Using Vanadium Complexes. *Angew. Chem., Int. Ed.* **2018**, *57*, 9064–9068.
- (57) Chatt, J. Molybdenum in Nitrogen Fixation. *J. Less-Common Met.* **1974**, *36*, 429–435.
- (58) Chatt, J.; Pearman, A. J.; Richards, R. L. The Reduction of Mono-Coordinated Molecular Nitrogen to Ammonia in a Protic Environment. *Nature* **1975**, *253*, 39–40.
- (59) Chatt, J.; Dilworth, J. R. Molybdenum(VI) and Molybdenum(V) Nitrido-Complexes and a  $\mu$ -Nitrido-Molybdenumruthenium Complex. *J. Chem. Soc., Chem. Commun.* **1974**, *13*, 517–518.
- (60) Chatt, J.; Heath, G. A.; Richards, R. L. Diazene-N-(Di-Imide) And Hydrazido-(2–)N-(Aminoimido) Complexes - Addition of Acids to Dinitrogen Complexes. *J. Chem. Soc., Dalton Trans.* **1974**, 2074–2082.
- (61) Chatt, J.; Pearman, A. J.; Richards, R. L. Conversion of Dinitrogen in Its Molybdenum and Tungsten Complexes into Ammonia and Possible Relevance to Nitrogenase Reaction. *J. Chem. Soc., Dalton Trans.* **1977**, 1852–1860.
- (62) Chatt, J.; Pearman, A. J.; Richards, R. L. Hydrazido(2–)-Complexes of Molybdenum and Tungsten Formed from Dinitrogen Complexes by Protonation and Ligand Exchange. *J. Chem. Soc., Dalton Trans.* **1978**, 1766–1776.
- (63) Chatt, J.; Hussain, W.; Leigh, G. J.; Neukomm, H.; Pickett, C. J.; Rankin, D. A. The Mechanism of the Secondary Alkylation of Dinitrogen and the Relationship Between Structure and Reactivity in the Alkylation of Coordinated Dinitrogen. *J. Chem. Soc., Chem. Commun.* **1980**, 1024–1025.



- (64) Anderson, S. N.; Fakley, M. E.; Richards, R. L.; Chatt, J. Hydrazido(2-)-Complexes as Intermediates in the Conversion of Ligating Dinitrogen into Ammonia and Hydrazine. *J. Chem. Soc., Dalton Trans.* **1981**, 1973–1980.
- (65) Chatt, J.; Pearman, A. J.; Richards, R. L. The Preparation and Oxidation, Substitution, and Protonation Reactions of Trans-Bis-(Dinitrogen)Tetrakis(Methyldiphenylphosphine)Tungsten. *J. Chem. Soc., Dalton Trans.* **1977**, 2139–2142.
- (66) Chatt, J.; Pearman, A. J.; Richards, R. L. Diazenido-Complexes of Molybdenum and Tungsten. *J. Chem. Soc., Dalton Trans.* **1976**, 1520–1524.
- (67) Chatt, J.; Pearman, A. J.; Richards, R. L. Diazenido (Iminonitrosyl) ( $N_2H$ ), Hydrazido(2-) ( $N_2H_2$ ), and Hydrazido(1-) ( $N_2H_3$ ) Ligands as Intermediates in the Reduction of Ligating Dinitrogen to Ammonia. *J. Organomet. Chem.* **1975**, *101*, C45–C47.
- (68) Galindo, A.; Hills, A.; Hughes, D. L.; Richards, R. L. A Complex of the Hydrazidium ( $=N-NH_3^+$ ) Ligand: X-Ray Structure of  $[WCl(NNH_3)(PMe_3)_4]Cl_2$ . *J. Chem. Soc., Chem. Commun.* **1987**, 1815–1816.
- (69) Galindo, A.; Hills, A.; Hughes, D. L.; Richards, R. L.; Hughes, M.; Mason, J. Protonation Reactions of Dinitrogen Complexes of Molybdenum and Tungsten with  $PMe_3$  as Co-Ligand, X-Ray Structure of the Hydrazidium Complex  $[WCl(NNH_3)(PMe_3)_4]Cl_2$ . *J. Chem. Soc., Dalton Trans.* **1990**, 283–288.
- (70) Yandulov, D. V.; Schrock, R. R. Reduction of Dinitrogen to Ammonia at a Well-Protected Reaction Site in a Molybdenum Triamidoamine Complex. *J. Am. Chem. Soc.* **2002**, *124*, 6252–6253.
- (71) Glassman, T. E.; Vale, M. G.; Schrock, R. R. Diamagnetic (Pentamethylcyclopentadienyl)Tungsten Complexes Containing Unsubstituted, Monomethyl- or 1,1-Dimethylhydrazine or -Hydrazido Ligands. *J. Am. Chem. Soc.* **1992**, *114*, 8098–8109.
- (72) Wagenknecht, P. S.; Norton, J. R. Mechanism of Transition-Metal-Mediated Nitrogen-Fixation: Where Does the 3rd Proton Go? *J. Am. Chem. Soc.* **1995**, *117*, 1841–1842.
- (73) Vale, M. G.; Schrock, R. R. Synthesis and Reactions of Monomeric Hydrazine and Hydrazido Complexes That Contain the  $Cp^*MoMe_3$  Core. *Inorg. Chem.* **1993**, *32*, 2767–2772.
- (74) Schrock, R. R.; Glassman, T. E.; Vale, M. G. Cleavage of the Nitrogen-Nitrogen Bond in a High Oxidation State Tungsten or Molybdenum Hydrazine Complex and the Catalytic Reduction of Hydrazine. *J. Am. Chem. Soc.* **1991**, *113*, 725–726.
- (75) Chatt, J.; Richards, R. L.; Sanders, J. R.; Fergusson, J. E. Nitrogen Complexes as Models for Nitrogenase with Nitrogen on the Active Site. *Nature* **1969**, *221*, 551–552.
- (76) Didenko, L. P.; Gavrilina, O. K.; Yablonskaya, E. E.; Shilova, A. K.; Shilov, A. E. Phospholipid-Dependent Catalytic Dinitrogen Reduction in the Presence of Molybdenum Complexes. *Nouv. J. Chim.* **1983**, *7*, 605–611.
- (77) Didenko, L. P.; Gavrilov, A. B.; Shilova, A. K.; Strelets, V. V.; Shilov, A. E. Dinitrogen Fixation. Fast Amalgam and Electrochemical Catalytic Dinitrogen Reduction at Ambient Temperature and Pressure. *Nouv. J. Chim.* **1986**, *10*, 583–588.
- (78) Schrock, R. R.; Kolodziej, R. M.; Liu, A. H.; Davis, W. M.; Vale, M. G. Preparation and Characterization of Two High Oxidation State Molybdenum Dinitrogen Complexes:  $[MoCp^*Me_3]_2(\mu-N_2)$  And  $[MoCp^*Me_3](\mu-N_2)[WCp^*Me_3]$ . *J. Am. Chem. Soc.* **1990**, *112*, 4338–4345.
- (79) Ashida, Y.; Arashiba, K.; Nakajima, K.; Nishibayashi, Y. Molybdenum-Catalysed Ammonia Production with Samarium Diiiodide and Alcohols or Water. *Nature* **2019**, *568*, 536–540.
- (80) Chalkley, M. J.; Del Castillo, T. J.; Matson, B. D.; Roddy, J. P.; Peters, J. C. Catalytic  $N_2$ -to- $NH_3$  Conversion by Fe at Lower Driving Force: A Proposed Role for Metallocene-Mediated PCET. *ACS Cent. Sci.* **2017**, *3*, 217–223.
- (81) Arashiba, K.; Eizawa, A.; Tanaka, H.; Nakajima, K.; Yoshizawa, K.; Nishibayashi, Y. Catalytic Nitrogen Fixation via Direct Cleavage of Nitrogen–Nitrogen Triple Bond of Molecular Dinitrogen under Ambient Reaction Conditions. *Bull. Chem. Soc. Jpn.* **2017**, *90*, 1111–1118.
- (82) Kuriyama, S.; Arashiba, K.; Nakajima, K.; Tanaka, H.; Kamaru, N.; Yoshizawa, K.; Nishibayashi, Y. Catalytic Formation of Ammonia from Molecular Dinitrogen by Use of Dinitrogen-Bridged Dimolybdenum–Dinitrogen Complexes Bearing PNP-Pincer Ligands: Remarkable Effect of Substituent at PNP-Pincer Ligand. *J. Am. Chem. Soc.* **2014**, *136*, 9719–9731.
- (83) Tanaka, H.; Arashiba, K.; Kuriyama, S.; Sasada, A.; Nakajima, K.; Yoshizawa, K.; Nishibayashi, Y. Unique Behaviour of Dinitrogen-Bridged Dimolybdenum Complexes Bearing Pincer Ligand towards Catalytic Formation of Ammonia. *Nat. Commun.* **2014**, *5*, 3737.
- (84) Arashiba, K.; Kinoshita, E.; Kuriyama, S.; Eizawa, A.; Nakajima, K.; Tanaka, H.; Yoshizawa, K.; Nishibayashi, Y. Catalytic Reduction of Dinitrogen to Ammonia by Use of Molybdenum-Nitride Complexes Bearing a Tridentate Triphosphine as Catalysts. *J. Am. Chem. Soc.* **2015**, *137*, 5666–5669.
- (85) Clentsmith, G. K. B.; Bates, V. M. E.; Hitchcock, P. B.; Cloke, F. G. N. Reductive Cleavage of Dinitrogen by a Vanadium Diamidoamine Complex: The Molecular Structures of  $[V(Me_3SiN-CH_2CH_2NSiMe_3)_2(\mu-N)]_2$  and  $K[V(Me_3SiN-CH_2CH_2NSiMe_3)_2(\mu-N)]_2$ . *J. Am. Chem. Soc.* **1999**, *121*, 10444–10445.
- (86) Kawaguchi, H.; Matsuo, T. Dinitrogen-Bond Cleavage in a Niobium Complex Supported by a Tridentate Aryloxide Ligand. *Angew. Chem., Int. Ed.* **2002**, *41*, 2792–2794.
- (87) Fryzuk, M. D.; MacKay, B. A.; Patrick, B. O. Hydrosilylation of a Dinuclear Tantalum Dinitrogen Complex: Cleavage of  $N_2$  and Functionalization of Both Nitrogen Atoms. *J. Am. Chem. Soc.* **2003**, *125*, 3234–3235.
- (88) Pool, J. A.; Lobkovsky, E.; Chirik, P. J. Hydrogenation and Cleavage of Dinitrogen to Ammonia with a Zirconium Complex. *Nature* **2004**, *427*, 527–530.
- (89) MacKay, B. A.; Patrick, B. O.; Fryzuk, M. D. Hydroalumination of a Dinuclear Tantalum Dinitrogen Complex: N-N Bond Cleavage and Ancillary Ligand Rearrangement. *Organometallics* **2005**, *24*, 3836–3841.
- (90) Rodriguez, M. M.; Bill, E.; Brennessel, W. W.; Holland, P. L.  $N_2$  Reduction and Hydrogenation to Ammonia by a Molecular Iron-Potassium Complex. *Science* **2011**, *334*, 780–783.
- (91) Laplaza, C. E.; Cummins, C. C. Dinitrogen Cleavage by a Three-Coordinate Molybdenum(III) Complex. *Science* **1995**, *268*, 861–863.
- (92) Laplaza, C. E.; Johnson, M. J. A.; Peters, J. C.; Odom, A. L.; Kim, E.; Cummins, C. C.; George, G. N.; Pickering, I. J. Dinitrogen Cleavage by Three-Coordinate Molybdenum(III) Complexes: Mechanistic and Structural Data. *J. Am. Chem. Soc.* **1996**, *118*, 8623–8638.
- (93) Cui, Q.; Musaev, D. G.; Svensson, M.; Sieber, S.; Morokuma, K.  $N_2$  Cleavage By Three-Coordinate Group-6 Complexes - W(III) Complexes Would-Be Better Than Mo(III) Complexes. *J. Am. Chem. Soc.* **1995**, *117*, 12366–12367.
- (94) Kol, M.; Schrock, R. R.; Kempe, R.; Davis, W. M. Synthesis of Molybdenum and Tungsten Complexes That Contain Triamidoamine Ligands of the Type  $(C_6F_5NCH_2CH_2)_3N$  and Activation of Dinitrogen by Molybdenum. *J. Am. Chem. Soc.* **1994**, *116*, 4382–4390.
- (95) O'Donoghue, M. B.; Zanetti, N. C.; Davis, W. M.; Schrock, R. R. "Fixation" of Dinitrogen by Molybdenum and the Formation of a Trigonal Planar Iron–Tris[Molybdenum(Dinitrogen)] Complex. *J. Am. Chem. Soc.* **1997**, *119*, 2753–2754.
- (96) O'Donoghue, M. B.; Davis, W. M.; Schrock, R. R. Derivatization of Dinitrogen by Molybdenum in Triamidoamine Complexes. *Inorg. Chem.* **1998**, *37*, 5149–5158.
- (97) Greco, G. E.; Schrock, R. R. Synthesis of Triamidoamine Ligands of the Type  $(ArylNHCH_2CH_2)_3N$  and Molybdenum and Tungsten Complexes That Contain an  $[(ArylNCH_2CH_2)_3N]^{3-}$  Ligand. *Inorg. Chem.* **2001**, *40*, 3850–3860.
- (98) Greco, G. E.; Schrock, R. R. Synthesis, Structure, and Electrochemical Studies of Molybdenum and Tungsten Dinitrogen, Diazenido, and Hydrazido Complexes That Contain Aryl-Substituted Triamidoamine Ligands. *Inorg. Chem.* **2001**, *40*, 3861–3878.
- (99) Yandulov, D. V.; Schrock, R. R.; Rheingold, A. L.; Ceccarelli, C.; Davis, W. M. Synthesis and Reactions of Molybdenum Triamidoamine

Complexes Containing Hexaisopropylterphenyl Substituents. *Inorg. Chem.* **2003**, *42*, 796–813.

(100) Yandulov, D. V.; Schrock, R. R. Studies Relevant to Catalytic Reduction of Dinitrogen to Ammonia by Molybdenum Triamidoamine Complexes. *Inorg. Chem.* **2005**, *44*, 1103–1117.

(101) Schenk, S.; Le Guennic, B.; Kirchner, B.; Reiher, M. First-Principles Investigation of the Schrock Mechanism of Dinitrogen Reduction Employing the Full HIPTN<sub>3</sub>N Ligand. *Inorg. Chem.* **2008**, *47*, 3634–3650.

(102) Kinney, R. A.; McNaughton, R. L.; Chin, J. M.; Schrock, R. R.; Hoffman, B. M. Protonation of the Dinitrogen-Reduction Catalyst [HIPTN<sub>3</sub>N]Mo<sup>III</sup> Investigated by ENDOR Spectroscopy. *Inorg. Chem.* **2011**, *50*, 418–420.

(103) Munisamy, T.; Schrock, R. R. An Electrochemical Investigation of Intermediates and Processes Involved in the Catalytic Reduction of Dinitrogen by [HIPTN<sub>3</sub>N]Mo (HIPTN<sub>3</sub>N = (3,5-(2,4,6-*i*-Pr<sub>3</sub>C<sub>6</sub>H<sub>2</sub>)<sub>2</sub>C<sub>6</sub>H<sub>3</sub>NCH<sub>2</sub>CH<sub>2</sub>)<sub>3</sub>N). *Dalton Trans* **2012**, *41*, 130–137.

(104) van der Ham, C. J. M.; Koper, M. T. M.; Hetterscheid, D. G. H. Challenges in Reduction of Dinitrogen by Proton and Electron Transfer. *Chem. Soc. Rev.* **2014**, *43*, 5183–5191.

(105) Pappas, I.; Chirik, P. J. Catalytic Proton Coupled Electron Transfer from Metal Hydrides to Titanocene Amides, Hydrazides and Imides: Determination of Thermodynamic Parameters Relevant to Nitrogen Fixation. *J. Am. Chem. Soc.* **2016**, *138*, 13379–13389.

(106) Bezdek, M. J.; Pappas, I.; Chirik, P. J. Determining and Understanding N-H Bond Strengths in Synthetic Nitrogen Fixation Cycles. In *Nitrogen Fixation*; Nishibayashi, Y., Ed.; *Topics in Organometallic Chemistry*; Springer International Publishing: Cham, 2017; pp 1–21.

(107) Hetterscheid, D. G. H.; Hanna, B. S.; Schrock, R. R. Molybdenum Triamidoamine Systems. Reactions Involving Dihydrogen Relevant to Catalytic Reduction of Dinitrogen. *Inorg. Chem.* **2009**, *48*, 8569–8577.

(108) Kupfer, T.; Schrock, R. R. Alkylation of Dinitrogen in [(HIPTNCH<sub>2</sub>CH<sub>2</sub>)<sub>3</sub>N]Mo Complexes (HIPT = 3,5-(2,4,6-*i*-Pr<sub>3</sub>C<sub>6</sub>H<sub>2</sub>)<sub>2</sub>C<sub>6</sub>H<sub>3</sub>). *J. Am. Chem. Soc.* **2009**, *131*, 12829–12837.

(109) Rittle, J.; Peters, J. C. An Fe-N<sub>2</sub> Complex That Generates Hydrazine and Ammonia via Fe=NNH<sub>2</sub>: Demonstrating a Hybrid Distal-to-Alternating Pathway for N<sub>2</sub> Reduction. *J. Am. Chem. Soc.* **2016**, *138*, 4243–4248.

(110) Weare, W. W.; Dai, X.; Byrnes, M. J.; Chin, J. M.; Schrock, R. R.; Müller, P. Catalytic Reduction of Dinitrogen to Ammonia at a Single Molybdenum Center. *Proc. Natl. Acad. Sci. U. S. A.* **2006**, *103*, 17099–17106.

(111) Schenk, S.; Kirchner, B.; Reiher, M. A Stable Six-Coordinate Intermediate in Ammonia–Dinitrogen Exchange at Schrock's Molybdenum Catalyst. *Chem. - Eur. J.* **2009**, *15*, 5073–5082.

(112) Moret, M.-E.; Peters, J. C. Terminal Iron Dinitrogen and Iron Imide Complexes Supported by a Tris(Phosphino)borane Ligand. *Angew. Chem., Int. Ed.* **2011**, *50*, 2063–2067.

(113) Anderson, J. S.; Cutsail, G. E.; Rittle, J.; Connor, B. A.; Gunderson, W. A.; Zhang, L.; Hoffman, B. M.; Peters, J. C. Characterization of an Fe≡N–NH<sub>2</sub> Intermediate Relevant to Catalytic N<sub>2</sub> Reduction to NH<sub>3</sub>. *J. Am. Chem. Soc.* **2015**, *137*, 7803–7809.

(114) Thompson, N. B.; Oyala, P. H.; Dong, H. T.; Chalkley, M. J.; Zhao, J.; Alp, E. E.; Hu, M.; Lehnert, N.; Peters, J. C. Electronic Structures of an [Fe(NNR<sub>2</sub>)<sup>+/0/-</sup>] Redox Series: Ligand Noninnocence and Implications for Catalytic Nitrogen Fixation. *Inorg. Chem.* **2019**, *58*, 3535–3549.

(115) Creutz, S. E.; Peters, J. C. Catalytic Reduction of N<sub>2</sub> to NH<sub>3</sub> by an Fe-N<sub>2</sub> Complex Featuring a C-Atom Anchor. *J. Am. Chem. Soc.* **2014**, *136*, 1105–1115.

(116) Kuriyama, S.; Arashiba, K.; Nakajima, K.; Matsuo, Y.; Tanaka, H.; Ishii, K.; Yoshizawa, K.; Nishibayashi, Y. Catalytic Transformation of Dinitrogen into Ammonia and Hydrazine by Iron-Dinitrogen Complexes Bearing Pincer Ligand. *Nat. Commun.* **2016**, *7*, 12181.

(117) McNaughton, R. L.; Roemelt, M.; Chin, J. M.; Schrock, R. R.; Neese, F.; Hoffman, B. M. Experimental and Theoretical EPR Study of

Jahn–Teller-Active [HIPTN<sub>3</sub>N]MoL Complexes (L = N<sub>2</sub>, CO, NH<sub>3</sub>). *J. Am. Chem. Soc.* **2010**, *132*, 8645–8656.

(118) McNaughton, R. L.; Chin, J. M.; Weare, W. W.; Schrock, R. R.; Hoffman, B. M. EPR Study of the Low-Spin [d<sup>3</sup>; S = 1/2], Jahn–Teller-Active, Dinitrogen Complex of a Molybdenum Triamidoamine. *J. Am. Chem. Soc.* **2007**, *129*, 3480–3481.

(119) Kinney, R. A.; Hetterscheid, D. G. H.; Hanna, B. S.; Schrock, R. R.; Hoffman, B. M. Formation of {[HIPTN<sub>3</sub>N]Mo(III)H}<sup>-</sup> by Heterolytic Cleavage of H<sub>2</sub> as Established by EPR and ENDOR Spectroscopy. *Inorg. Chem.* **2010**, *49*, 704–713.

(120) Sharma, A.; Roemelt, M.; Reithofer, M.; Schrock, R. R.; Hoffman, B. M.; Neese, F. EPR/ENDOR and Theoretical Study of the Jahn–Teller-Active [HIPTN<sub>3</sub>N]Mo<sup>V</sup>L Complexes (L = N<sup>-</sup>, NH). *Inorg. Chem.* **2017**, *56*, 6906–6919.

(121) Studt, F.; Tuzcek, F. Energetics and Mechanism of a Room-Temperature Catalytic Process for Ammonia Synthesis (Schrock Cycle): Comparison with Biological Nitrogen Fixation. *Angew. Chem., Int. Ed.* **2005**, *44*, 5639–5642.

(122) Reiher, M.; Le Guennic, B.; Kirchner, B. Theoretical Study of Catalytic Dinitrogen Reduction under Mild Conditions. *Inorg. Chem.* **2005**, *44*, 9640–9642.

(123) Schenk, S.; Reiher, M. Ligands for Dinitrogen Fixation at Schrock-Type Catalysts. *Inorg. Chem.* **2009**, *48*, 1638–1648.

(124) Thimm, W.; Gradert, C.; Broda, H.; Wennmohs, F.; Neese, F.; Tuzcek, F. Free Reaction Enthalpy Profile of the Schrock Cycle Derived from Density Functional Theory Calculations on the Full [Mo<sup>HIPT</sup>N<sub>3</sub>N] Catalyst. *Inorg. Chem.* **2015**, *54*, 9248–9255.

(125) Le Guennic, B.; Kirchner, B.; Reiher, M. Nitrogen Fixation under Mild Ambient Conditions: Part I—The Initial Dissociation/Association Step at Molybdenum Triamidoamine Complexes. *Chem. - Eur. J.* **2005**, *11*, 7448–7460.

(126) Cao, Z.; Zhou, Z.; Wan, H.; Zhang, Q. Enzymatic and Catalytic Reduction of Dinitrogen to Ammonia: Density Functional Theory Characterization of Alternative Molybdenum Active Sites. *Int. J. Quantum Chem.* **2005**, *103*, 344–353.

(127) Hölscher, M.; Leitner, W. DFT Investigation of the Potential of [H-M{(NHCH<sub>2</sub>CH<sub>2</sub>)<sub>3</sub>X}] Catalysts (M = Mo, Ru, Os; X = N, P) for the Reduction of N<sub>2</sub> to NH<sub>3</sub> by H<sub>2</sub>. *Eur. J. Inorg. Chem.* **2006**, *2006*, 4407–4417.

(128) Schrock, R. R. Catalytic Reduction of Dinitrogen to Ammonia by Molybdenum: Theory versus Experiment. *Angew. Chem., Int. Ed.* **2008**, *47*, 5512–5522.

(129) Khoroshun, D. V.; Musaev, D. G.; Morokuma, K. Sigma Trans Promotion Effect in Transition Metal Complexes: A Manifestation of the Composite Nature of Binding Energy. *Mol. Phys.* **2002**, *100*, 523–532.

(130) Hickey, A. K.; Wickramasinghe, L. A.; Schrock, R. R.; Tsay, C.; Müller, P. Protonation Studies of Molybdenum(VI) Nitride Complexes That Contain the [2,6-(ArNCH<sub>2</sub>)<sub>2</sub>NC<sub>5</sub>H<sub>3</sub>]<sup>2-</sup> Ligand (Ar = 2,6-Diisopropylphenyl). *Inorg. Chem.* **2019**, *58*, 3724–3731.

(131) Rittleng, V.; Yandulov, D. V.; Weare, W. W.; Schrock, R. R.; Hock, A. S.; Davis, W. M. Molybdenum Triamidoamine Complexes That Contain Hexa-*Tert*-Butylterphenyl, Hexamethylterphenyl, or *p*-Bromohexaisopropylterphenyl Substituents. An Examination of Some Catalyst Variations for the Catalytic Reduction of Dinitrogen. *J. Am. Chem. Soc.* **2004**, *126*, 6150–6163.

(132) Weare, W. W.; Schrock, R. R.; Hock, A. S.; Müller, P. Synthesis of Molybdenum Complexes That Contain “Hybrid” Triamidoamine Ligands, [(Hexaisopropylterphenyl-NCH<sub>2</sub>CH<sub>2</sub>)<sub>2</sub>NCH<sub>2</sub>CH<sub>2</sub>N-Aryl]<sup>3-</sup>, and Studies Relevant to Catalytic Reduction of Dinitrogen. *Inorg. Chem.* **2006**, *45*, 9185–9196.

(133) Chin, J. M.; Schrock, R. R.; Müller, P. Synthesis of DiamidoPyrrolyl Molybdenum Complexes Relevant to Reduction of Dinitrogen to Ammonia. *Inorg. Chem.* **2010**, *49*, 7904–7916.

(134) Reithofer, M. R.; Schrock, R. R.; Müller, P. Synthesis of (DPPNCH<sub>2</sub>CH<sub>2</sub>)<sub>3</sub>N<sup>3-</sup> Molybdenum Complexes (DPP = 3,5-(2,5-Diisopropylpyrrolyl)<sub>2</sub>C<sub>6</sub>H<sub>3</sub>) and Studies Relevant to Catalytic Reduction of Dinitrogen. *J. Am. Chem. Soc.* **2010**, *132*, 8349–8358.



- (135) Wickramasinghe, L. A.; Schrock, R. R.; Tsay, C.; Müller, P. Molybdenum Complexes That Contain a Calix[6]Azacryptand Ligand as Catalysts for Reduction of N<sub>2</sub> to Ammonia. *Inorg. Chem.* **2018**, *57*, 15566–15574.
- (136) Yandulov, D. V.; Schrock, R. R. Synthesis of Tungsten Complexes That Contain Hexaisopropylterphenyl-Substituted Triamidoamine Ligands, and Reactions Relevant to the Reduction of Dinitrogen to Ammonia. *Can. J. Chem.* **2005**, *83*, 341–357.
- (137) Smythe, N. C.; Schrock, R. R.; Müller, P.; Weare, W. W. Synthesis of [(HIPTNCH<sub>2</sub>CH<sub>2</sub>)<sub>3</sub>N]Cr Compounds (HIPT = 3,5-(2,4,6-*i*-Pr<sub>3</sub>C<sub>6</sub>H<sub>2</sub>)<sub>2</sub>C<sub>6</sub>H<sub>3</sub>) and an Evaluation of Chromium for the Reduction of Dinitrogen to Ammonia. *Inorg. Chem.* **2006**, *45*, 7111–7118.
- (138) Smythe, N. C.; Schrock, R. R.; Müller, P.; Weare, W. W. Synthesis of [(HIPTNCH<sub>2</sub>CH<sub>2</sub>)<sub>3</sub>N]V Compounds (HIPT = 3,5-(2,4,6-*i*-Pr<sub>3</sub>C<sub>6</sub>H<sub>2</sub>)<sub>2</sub>C<sub>6</sub>H<sub>3</sub>) and an Evaluation of Vanadium for the Reduction of Dinitrogen to Ammonia. *Inorg. Chem.* **2006**, *45*, 9197–9205.
- (139) Guha, A. K.; Phukan, A. K. Why Vanadium Complexes Perform Poorly in Comparison to Related Molybdenum Complexes in the Catalytic Reduction of Dinitrogen to Ammonia (Schrock Cycle): A Theoretical Study. *Inorg. Chem.* **2011**, *50*, 8826–8833.
- (140) Wickramasinghe, L. A.; Ogawa, T.; Schrock, R. R.; Müller, P. Reduction of Dinitrogen to Ammonia Catalyzed by Molybdenum Diamido Complexes. *J. Am. Chem. Soc.* **2017**, *139*, 9132–9135.
- (141) Arashiba, K.; Sasaki, K.; Kuriyama, S.; Miyake, Y.; Nakanishi, H.; Nishibayashi, Y. Synthesis and Protonation of Molybdenum- and Tungsten-Dinitrogen Complexes Bearing PNP-Type Pincer Ligands. *Organometallics* **2012**, *31*, 2035–2041.
- (142) Arashiba, K.; Kuriyama, S.; Nakajima, K.; Nishibayashi, Y. Preparation and Reactivity of a Dinitrogen-Bridged Dimolybdenum-Tetrachloride Complex. *Chem. Commun.* **2013**, *49*, 11215–11217.
- (143) Tanabe, Y.; Kuriyama, S.; Arashiba, K.; Miyake, Y.; Nakajima, K.; Nishibayashi, Y. Preparation and Reactivity of Molybdenum-Dinitrogen Complexes Bearing an Arsenic-Containing ANA-Type Pincer Ligand. *Chem. Commun.* **2013**, *49*, 9290–9292.
- (144) Kuriyama, S.; Arashiba, K.; Nakajima, K.; Tanaka, H.; Yoshizawa, K.; Nishibayashi, Y. Nitrogen Fixation Catalyzed by Ferrocene-Substituted Dinitrogen-Bridged Dimolybdenum-Dinitrogen Complexes: Unique Behavior of Ferrocene Moiety as Redox Active Site. *Chem. Sci.* **2015**, *6*, 3940–3951.
- (145) Kuriyama, S.; Arashiba, K.; Nakajima, K.; Tanaka, H.; Yoshizawa, K.; Nishibayashi, Y. Azafferrocene-Based PNP-Type Pincer Ligand: Synthesis of Molybdenum, Chromium, and Iron Complexes and Reactivity toward Nitrogen Fixation. *Eur. J. Inorg. Chem.* **2016**, *2016*, 4856–4861.
- (146) Arashiba, K.; Nakajima, K.; Nishibayashi, Y. Synthesis and Reactivity of Molybdenum-Dinitrogen Complexes Bearing PNN-Type Pincer Ligand. *Z. Anorg. Allg. Chem.* **2015**, *641*, 100–104.
- (147) Kinoshita, E.; Arashiba, K.; Kuriyama, S.; Eizawa, A.; Nakajima, K.; Nishibayashi, Y. Synthesis and Catalytic Activity of Molybdenum-Nitride Complexes Bearing Pincer Ligands. *Eur. J. Inorg. Chem.* **2015**, *2015*, 1789–1794.
- (148) Itabashi, T.; Mori, I.; Arashiba, K.; Eizawa, A.; Nakajima, K.; Nishibayashi, Y. Effect of Substituents on Molybdenum Triiodide Complexes Bearing PNP-Type Pincer Ligands toward Catalytic Nitrogen Fixation. *Dalton Trans* **2019**, *48*, 3182–3186.
- (149) Eizawa, A.; Arashiba, K.; Tanaka, H.; Kuriyama, S.; Matsuo, Y.; Nakajima, K.; Yoshizawa, K.; Nishibayashi, Y. Remarkable Catalytic Activity of Dinitrogen-Bridged Dimolybdenum Complexes Bearing NHC-Based PCP-Pincer Ligands toward Nitrogen Fixation. *Nat. Commun.* **2017**, *8*, 14874–14886.
- (150) Tanabe, Y.; Arashiba, K.; Nakajima, K.; Nishibayashi, Y. Catalytic Conversion of Dinitrogen into Ammonia under Ambient Reaction Conditions by Using Proton Source from Water. *Chem. - Asian J.* **2017**, *12*, 2544–2548.
- (151) Chciuk, T. V.; Flowers, R. A. Proton-Coupled Electron Transfer in the Reduction of Arenes by SmI<sub>2</sub>-Water Complexes. *J. Am. Chem. Soc.* **2015**, *137*, 11526–11531.
- (152) Chciuk, T. V.; Anderson, W. R.; Flowers, R. A. Proton-Coupled Electron Transfer in the Reduction of Carbonyls by Samarium Diiodide-Water Complexes. *J. Am. Chem. Soc.* **2016**, *138*, 8738–8741.
- (153) Chciuk, T. V.; Anderson, W. R.; Flowers, R. A. Interplay between Substrate and Proton Donor Coordination in Reductions of Carbonyls by SmI<sub>2</sub>-Water Through Proton-Coupled Electron-Transfer. *J. Am. Chem. Soc.* **2018**, *140*, 15342–15352.
- (154) Kolmar, S. S.; Mayer, J. M. SmI<sub>2</sub>(H<sub>2</sub>O)<sub>n</sub> Reduction of Electron Rich Enamines by Proton-Coupled Electron Transfer. *J. Am. Chem. Soc.* **2017**, *139*, 10687–10692.
- (155) Robson, R. L.; Eady, R. R.; Richardson, T. H.; Miller, R. W.; Hawkins, M.; Postgate, J. R. The Alternative Nitrogenase of *Azotobacter Chroococcum* Is a Vanadium Enzyme. *Nature* **1986**, *322*, 388–390.
- (156) Chisnell, J. R.; Premakumar, R.; Bishop, P. E. Purification of a Second Alternative Nitrogenase from a NifHDK Deletion Strain of *Azotobacter Vinelandii*. *J. Bacteriol.* **1988**, *170*, 27–33.
- (157) Krahn, E.; Weiss, B.; Kröckel, M.; Groppe, J.; Henkel, G.; Cramer, S.; Trautwein, A.; Schneider, K.; Müller, A. The Fe-Only Nitrogenase from *Rhodobactercapsulatus*: Identification of the Cofactor, an Unusual, High-Nuclearity Iron-Sulfur Cluster, by Fe K-Edge EXAFS and <sup>57</sup>Fe Mössbauer Spectroscopy. *JBIC, J. Biol. Inorg. Chem.* **2002**, *7*, 37–45.
- (158) Harris, D. F.; Lukoyanov, D. A.; Shaw, S.; Compton, P.; Tokmina-Lukaszewska, M.; Bothner, B.; Kelleher, N.; Dean, D. R.; Hoffman, B. M.; Seefeldt, L. C. Mechanism of N<sub>2</sub> Reduction Catalyzed by Fe-Nitrogenase Involves Reductive Elimination of H<sub>2</sub>. *Biochemistry* **2018**, *57*, 701–710.
- (159) Harris, D. F.; Lukoyanov, D. A.; Kallas, H.; Trncik, C.; Yang, Z.-Y.; Compton, P.; Kelleher, N.; Einsle, O.; Dean, D. R.; Hoffman, B. M.; et al. Mo-, V-, and Fe-Nitrogenases Use a Universal Eight-Electron Reductive-Elimination Mechanism To Achieve N<sub>2</sub> Reduction. *Biochemistry* **2019**, *58*, 3293–3301.
- (160) Spatzal, T.; Perez, K. A.; Einsle, O.; Howard, J. B.; Rees, D. C. Ligand Binding to the FeMo-Cofactor: Structures of CO-Bound and Reactivated Nitrogenase. *Science* **2014**, *345*, 1620–1623.
- (161) Sippel, D.; Rohde, M.; Netzer, J.; Trncik, C.; Gies, J.; Grunau, K.; Djurdjevic, I.; Decamps, L.; Andrade, S. L. A.; Einsle, O. A Bound Reaction Intermediate Sheds Light on the Mechanism of Nitrogenase. *Science* **2018**, *359*, 1484–1489.
- (162) Lukoyanov, D.; Khadka, N.; Yang, Z.-Y.; Dean, D. R.; Seefeldt, L. C.; Hoffman, B. M. Reductive Elimination of H<sub>2</sub> Activates Nitrogenase to Reduce the N≡N Triple Bond: Characterization of the E4(4H) Janus Intermediate in Wild-Type Enzyme. *J. Am. Chem. Soc.* **2016**, *138*, 10674–10683.
- (163) Dilworth, M. J.; Eady, R. R. Hydrazine Is a Product of Dinitrogen Reduction by the Vanadium-Nitrogenase from *Azotobacter Chroococcum*. *Biochem. J.* **1991**, *277*, 465–468.
- (164) Barney, B. M.; Lukoyanov, D.; Yang, T. C.; Dean, D. R.; Hoffman, B. M.; Seefeldt, L. C. A Methylidiazene (HN=N-CH<sub>3</sub>)-Derived Species Bound to the Nitrogenase Active-Site FeMo Cofactor: Implications for Mechanism. *Proc. Natl. Acad. Sci. U. S. A.* **2006**, *103*, 17113–17118.
- (165) Barney, B. M.; McCleod, J.; Lukoyanov, D.; Laryukhin, M.; Yang, T. C.; Dean, D. R.; Hoffman, B. M.; Seefeldt, L. C. Diazene (HN=NH) Is a Substrate for Nitrogenase: Insights into the Pathway of N<sub>2</sub> Reduction. *Biochemistry* **2007**, *46*, 6784–6794.
- (166) Coucouvanis, D.; Han, J.; Moon, N. Synthesis and Characterization of Sulfur-Voided Cubanes. Structural Analogues for the MoFe<sub>3</sub>S<sub>3</sub> Subunit in the Nitrogenase Cofactor. *J. Am. Chem. Soc.* **2002**, *124*, 216–224.
- (167) Vela, J.; Stoian, S.; Flaschenriem, C. J.; Münck, E.; Holland, P. L. A Sulfido-Bridged Diiron(II) Compound and Its Reactions with Nitrogenase-Relevant Substrates. *J. Am. Chem. Soc.* **2004**, *126*, 4522–4523.
- (168) MacBeth, C. E.; Harkins, S. B.; Peters, J. C. Synthesis and Characterization of Cationic Iron Complexes Supported by the Neutral Ligands NP<sup>Pr</sup>, NArP<sup>Pr</sup>, and NS<sup>Bu</sup>. *Can. J. Chem.* **2005**, *83*, 332–340.

- (169) Crossland, J. L.; Tyler, D. R. Iron-Dinitrogen Coordination Chemistry: Dinitrogen Activation and Reactivity. *Coord. Chem. Rev.* **2010**, *254*, 1883–1894.
- (170) McWilliams, S. F.; Holland, P. L. Dinitrogen Binding and Cleavage by Multinuclear Iron Complexes. *Acc. Chem. Res.* **2015**, *48*, 2059–2065.
- (171) Leigh, G. J. Update: Biological Nitrogen Fixation and Model Chemistry. *Science* **1997**, *275*, 1442–1442.
- (172) Ung, G.; Peters, J. C. Low-Temperature N<sub>2</sub> Binding to Two-Coordinate L<sub>2</sub>Fe<sup>0</sup> Enables Reductive Trapping of L<sub>2</sub>FeN<sub>2</sub><sup>-</sup> and NH<sub>3</sub> Generation. *Angew. Chem., Int. Ed.* **2015**, *54*, 532–535.
- (173) Del Castillo, T. J.; Thompson, N. B.; Peters, J. C. A Synthetic Single-Site Fe Nitrogenase: High Turnover, Freeze-Quench <sup>57</sup>Fe Mössbauer Data, and a Hydride Resting State. *J. Am. Chem. Soc.* **2016**, *138*, 5341–5350.
- (174) Hill, P. J.; Doyle, L. R.; Crawford, A. D.; Myers, W. K.; Ashley, A. E. Selective Catalytic Reduction of N<sub>2</sub> to N<sub>2</sub>H<sub>4</sub> by a Simple Fe Complex. *J. Am. Chem. Soc.* **2016**, *138*, 13521–13524.
- (175) Buscagan, T. M.; Oyala, P. H.; Peters, J. C. N<sub>2</sub>-to-NH<sub>3</sub> Conversion by a Triphos-Iron Catalyst and Enhanced Turnover under Photolysis. *Angew. Chem., Int. Ed.* **2017**, *56*, 6921–6926.
- (176) Thompson, N. B.; Green, M. T.; Peters, J. C. Nitrogen Fixation via a Terminal Fe(IV) Nitride. *J. Am. Chem. Soc.* **2017**, *139*, 15312–15315.
- (177) Nesbit, M. A.; Oyala, P. H.; Peters, J. C. Characterization of the Earliest Intermediate of Fe-N<sub>2</sub> Protonation: CW and Pulse EPR Detection of an Fe-NNH Species and Its Evolution to Fe-NNH<sub>2</sub><sup>+</sup>. *J. Am. Chem. Soc.* **2019**, *141*, 8116–8127.
- (178) Sekiguchi, Y.; Kuriyama, S.; Eizawa, A.; Arashiba, K.; Nakajima, K.; Nishibayashi, Y. Synthesis and Reactivity of Iron–Dinitrogen Complexes Bearing Anionic Methyl- and Phenyl-Substituted Pyrrole-Based PNP-Type Pincer Ligands toward Catalytic Nitrogen Fixation. *Chem. Commun.* **2017**, *53*, 12040–12043.
- (179) Higuchi, J.; Kuriyama, S.; Eizawa, A.; Arashiba, K.; Nakajima, K.; Nishibayashi, Y. Preparation and Reactivity of Iron Complexes Bearing Anionic Carbazole-Based PNP-Type Pincer Ligands toward Catalytic Nitrogen Fixation. *Dalton Trans* **2018**, *47*, 1117–1121.
- (180) Cavallé, A.; Joyeux, B.; Saffon-Merceron, N.; Nebra, N.; Fustier-Boutignon, M.; Mézailles, N. Triphos–Fe Dinitrogen and Dinitrogen–Hydride Complexes: Relevance to Catalytic N<sub>2</sub> Reductions. *Chem. Commun.* **2018**, *54*, 11953–11956.
- (181) Moret, M. E.; Peters, J. C. N<sub>2</sub> Functionalization at Iron Metallaboranes. *J. Am. Chem. Soc.* **2011**, *133*, 18118–18121.
- (182) Anderson, J. S.; Moret, M. E.; Peters, J. C. Conversion of Fe–NH<sub>2</sub> to Fe–N<sub>2</sub> with Release of NH<sub>3</sub>. *J. Am. Chem. Soc.* **2013**, *135*, 534–537.
- (183) Fong, H.; Moret, M.-E.; Lee, Y.; Peters, J. C. Heterolytic H<sub>2</sub> Cleavage and Catalytic Hydrogenation by an Iron Metallaborane. *Organometallics* **2013**, *32*, 3053–3062.
- (184) Deegan, M. M.; Peters, J. C. Electrophile-Promoted Fe-to-N<sub>2</sub> Hydride Migration in Highly Reduced Fe(N<sub>2</sub>)(H) Complexes. *Chem. Sci.* **2018**, *9*, 6264–6270.
- (185) Shima, T.; Hu, S.; Luo, G.; Kang, X.; Luo, Y.; Hou, Z. Dinitrogen Cleavage and Hydrogenation by a Trinuclear Titanium Polyhydride Complex. *Science* **2013**, *340*, 1549–1552.
- (186) Hendrich, M. P.; Gunderson, W.; Behan, R. K.; Green, M. T.; Mehn, M. P.; Betley, T. A.; Lu, C. C.; Peters, J. C. On the Feasibility of N<sub>2</sub> Fixation via a Single-Site Fe<sup>I</sup>/Fe<sup>IV</sup> Cycle: Spectroscopic Studies of Fe<sup>I</sup>(N<sub>2</sub>)Fe<sup>I</sup>, Fe<sup>IV</sup>≡N, and Related Species. *Proc. Natl. Acad. Sci. U. S. A.* **2006**, *103*, 17107–17112.
- (187) Vogel, C.; Heinemann, F. W.; Sutter, J.; Anthon, C.; Meyer, K. An Iron Nitride Complex. *Angew. Chem., Int. Ed.* **2008**, *47*, 2681–2684.
- (188) Scepaniak, J. J.; Vogel, C. A.; Khusniyarov, M. M.; Heinemann, F. W.; Meyer, K.; Smith, J. M. Synthesis, Structure, and Reactivity of an Iron(V) Nitride. *Science* **2011**, *331*, 1049–1052.
- (189) Betley, T. A.; Peters, J. C. A Tetrahedrally Coordinated L<sub>3</sub>Fe–N<sub>x</sub> Platform That Accommodates Terminal Nitride (Fe<sup>IV</sup>≡N) and Dinitrogen (Fe<sup>I</sup>–N<sub>2</sub>–Fe<sup>I</sup>) Ligands. *J. Am. Chem. Soc.* **2004**, *126*, 6252–6254.
- (190) Lehnert, N.; Tuzcek, F. The Reduction Pathway of End-on Coordinated Dinitrogen. I. Vibrational Spectra of Mo/W–N<sub>2</sub>, –NNH, and –NNH<sub>2</sub> Complexes and Quantum Chemistry Assisted Normal Coordinate Analysis. *Inorg. Chem.* **1999**, *38*, 1659–1670.
- (191) Lehnert, N.; Tuzcek, F. The Reduction Pathway of End-On Coordinated Dinitrogen. II. Electronic Structure and Reactivity of Mo/W–N<sub>2</sub>, –NNH, and –NNH<sub>2</sub> Complexes. *Inorg. Chem.* **1999**, *38*, 1671–1682.
- (192) Matson, B. D.; Peters, J. C. Fe-Mediated HER vs N<sub>2</sub>RR: Exploring Factors That Contribute to Selectivity in P<sub>3</sub><sup>E</sup>Fe(N<sub>2</sub>) (E = B, Si, C) Catalyst Model Systems. *ACS Catal.* **2018**, *8*, 1448–1455.
- (193) Lee, Y.; Mankad, N. P.; Peters, J. C. Triggering N<sub>2</sub> Uptake via Redox-Induced Expulsion of Coordinated NH<sub>3</sub> and N<sub>2</sub> Silylation at Trigonal Bipyramidal Iron. *Nat. Chem.* **2010**, *2*, 558–565.
- (194) Rittle, J.; Peters, J. C. Fe–N<sub>2</sub>/CO Complexes That Model a Possible Role for the Interstitial C Atom of FeMo-Cofactor (FeMoco). *Proc. Natl. Acad. Sci. U. S. A.* **2013**, *110*, 15898–15903.
- (195) Piascik, A. D.; Hill, P. J.; Crawford, A. D.; Doyle, L. R.; Green, J. C.; Ashley, A. E. Cationic Silyldiazenido Complexes of the Fe-(Diphosphine)<sub>2</sub>(N<sub>2</sub>) Platform: Structural and Electronic Models for an Elusive First Intermediate in N<sub>2</sub> Fixation. *Chem. Commun.* **2017**, *53*, 7657–7660.
- (196) Schild, D. J.; Peters, J. C. Light Enhanced Fe-Mediated Nitrogen Fixation: Mechanistic Insights Regarding H<sub>2</sub> Elimination, HER, and NH<sub>3</sub> Generation. *ACS Catal.* **2019**, *9*, 4286–4295.
- (197) Chalkley, M. J.; Del Castillo, T. J.; Matson, B. D.; Peters, J. C. Fe-Mediated Nitrogen Fixation with a Metallocene Mediator: Exploring pK<sub>a</sub> Effects and Demonstrating Electrocatalysis. *J. Am. Chem. Soc.* **2018**, *140*, 6122–6129.
- (198) Pham, D. N.; Burgess, B. K. Nitrogenase Reactivity: Effects of pH on Substrate Reduction and Carbon Monoxide Inhibition. *Biochemistry* **1993**, *32*, 13725–13731.
- (199) Chalkley, M. J.; Oyala, P. H.; Peters, J. C. Cp\* Noninnocence Leads to a Remarkably Weak C–H Bond via Metallocene Protonation. *J. Am. Chem. Soc.* **2019**, *141*, 4721–4729.
- (200) Lancaster, K. M.; Roemelt, M.; Ettenhuber, P.; Hu, Y.; Ribbe, M. W.; Neese, F.; Bergmann, U.; DeBeer, S. X-Ray Emission Spectroscopy Evidences a Central Carbon in the Nitrogenase Iron-Molybdenum Cofactor. *Science* **2011**, *334*, 974–977.
- (201) Chalkley, M. J.; Peters, J. C. A Triad of Highly Reduced, Linear Iron Nitrosyl Complexes: {FeNO}<sup>8–10</sup>. *Angew. Chem.* **2016**, *55*, 11995–11998.
- (202) Whited, M. T.; Mankad, N. P.; Lee, Y. H.; Oblad, P. F.; Peters, J. C. Dinitrogen Complexes Supported by Tris(Phosphino)Silyl Ligands. *Inorg. Chem.* **2009**, *48*, 2507–2517.
- (203) Mankad, N. P.; Müller, P.; Peters, J. C. Catalytic N–N Coupling of Aryl Azides to Yield Azoarenes via Trigonal Bipyramidal Iron-Nitrene Intermediates. *J. Am. Chem. Soc.* **2010**, *132*, 4083–4084.
- (204) Mankad, N. P.; Whited, M. T.; Peters, J. C. Terminal Fe<sup>I</sup>–N<sub>2</sub> and Fe<sup>II</sup>–H–C Interactions Supported by Tris(Phosphino)Silyl Ligands. *Angew. Chem., Int. Ed.* **2007**, *46*, 5768–5771.
- (205) Gogoi, U.; Guha, A. K.; Phukan, A. K. Tracing the Route to Ammonia: A Theoretical Study on the Possible Pathways for Dinitrogen Reduction with Tripodal Iron Complexes. *Chem. - Eur. J.* **2013**, *19*, 11077–11089.
- (206) Lu, J.-B.; Ma, X.-L.; Wang, J.-Q.; Liu, J.-C.; Xiao, H.; Li, J. Efficient Nitrogen Fixation via a Redox-Flexible Single-Iron Site with Reverse-Dative Iron → Boron σ Bonding. *J. Phys. Chem. A* **2018**, *122*, 4530–4537.
- (207) Jiang, Y.-F.; Ma, X.-L.; Lu, J.-B.; Wang, J.-Q.; Xiao, H.; Li, J. N<sub>2</sub> Reduction on Fe-Based Complexes with Different Supporting Main-Group Elements: Critical Roles of Anchor and Peripheral Ligands. *Small Methods* **2019**, *3*, 1800340–1800346.
- (208) Kaczmarek, M. A.; Malhotra, A.; Balan, G. A.; Timmins, A.; de Visser, S. P. Nitrogen Reduction to Ammonia on a Biomimetic Mononuclear Iron Centre: Insights into the Nitrogenase Enzyme. *Chem. - Eur. J.* **2018**, *24*, 5293–5302.



- (209) Benedek, Z.; Papp, M.; Oláh, J.; Szilvási, T. Identifying the Rate-Limiting Elementary Steps of Nitrogen Fixation with Single-Site Fe Model Complexes. *Inorg. Chem.* **2018**, *57*, 8499–8508.
- (210) Ehrlich, N.; Kreye, M.; Baabe, D.; Schweyen, P.; Freytag, M.; Jones, P. G.; Walter, M. D. Synthesis and Electronic Ground-State Properties of Pyrrolyl-Based Iron Pincer Complexes: Revisited. *Inorg. Chem.* **2017**, *56*, 8415–8422.
- (211) McWilliams, S. F.; Bill, E.; Lukat-Rodgers, G.; Rodgers, K. R.; Mercado, B. Q.; Holland, P. L. Effects of N<sub>2</sub> Binding Mode on Iron-Based Functionalization of Dinitrogen to Form an Iron(III) Hydrazido Complex. *J. Am. Chem. Soc.* **2018**, *140*, 8586–8598.
- (212) Holland, P. L. Low-Coordinate Iron Complexes as Synthetic Models of Nitrogenase. *Can. J. Chem.* **2005**, *83*, 296–301.
- (213) Betley, T. A.; Peters, J. C. Dinitrogen Chemistry from Trigonally Coordinated Iron and Cobalt Platforms. *J. Am. Chem. Soc.* **2003**, *125*, 10782–10783.
- (214) Smith, J. M.; Sadique, A. R.; Cundari, T. R.; Rodgers, K. R.; Lukat-Rodgers, G.; Lachicotte, R. J.; Flaschenriem, C. J.; Vela, J.; Holland, P. L. Studies of Low-Coordinate Iron Dinitrogen Complexes. *J. Am. Chem. Soc.* **2006**, *128*, 756–769.
- (215) Chiang, K. P.; Bellows, S. M.; Brennessel, W. W.; Holland, P. L. Multimetallic Cooperativity in Activation of Dinitrogen at Iron-Potassium Sites. *Chem. Sci.* **2014**, *5*, 267–274.
- (216) MacLeod, K. C.; Vinyard, D. J.; Holland, P. L. A Multi-Iron System Capable of Rapid N<sub>2</sub> Formation and N<sub>2</sub> Cleavage. *J. Am. Chem. Soc.* **2014**, *136*, 10226–10229.
- (217) MacLeod, K. C.; McWilliams, S. F.; Mercado, B. Q.; Holland, P. L. Stepwise N–H Bond Formation from N<sub>2</sub>-Derived Iron Nitride, Imide and Amide Intermediates to Ammonia. *Chem. Sci.* **2016**, *7*, 5736–5746.
- (218) Hall, D. A.; Leigh, G. J. Reduction of Dinitrogen Bound at an Iron(0) Centre. *J. Chem. Soc., Dalton Trans.* **1996**, 3539–3541.
- (219) Hills, A.; Hughes, D. L.; Jimenez-Tenorio, M.; Leigh, G. J.; Rowley, A. T. Bis[1,2-Bis(Dimethylphosphino)Ethane]-Dihydrogenhydrido-Iron(II) Tetraphenylborate as a Model for the Function of Nitrogenases. *J. Chem. Soc., Dalton Trans.* **1993**, 3041–3049.
- (220) Komiya, S.; Akita, M.; Yoza, A.; Kasuga, N.; Fukuoka, A.; Kai, Y. Isolation of a Zerovalent Iron Dinitrogen Complex With 1,2-Bis(Diethylphosphino)Ethane Ligands. *J. Chem. Soc., Chem. Commun.* **1993**, 787–788.
- (221) Hirano, M.; Akita, M.; Morikita, T.; Kubo, H.; Fukuoka, A.; Komiya, S. Synthesis, Structure and Reactions of a Dinitrogen Complex of Iron(0), [Fe(N<sub>2</sub>)(depe)<sub>2</sub>] (depe = Et<sub>2</sub>PCH<sub>2</sub>CH<sub>2</sub>PEt<sub>2</sub>). *J. Chem. Soc., Dalton Trans.* **1997**, 3453–3458.
- (222) Field, L. D.; Hazari, N.; Li, H. L. Nitrogen Fixation Revisited on Iron(0) Dinitrogen Phosphine Complexes. *Inorg. Chem.* **2015**, *54*, 4768–4776.
- (223) Doyle, L. R.; Hill, P. J.; Wildgoose, G. G.; Ashley, A. E. Teaching Old Compounds New Tricks: Efficient N<sub>2</sub> Fixation by Simple Fe(N<sub>2</sub>)(Diphosphine)<sub>2</sub> Complexes. *Dalton Trans.* **2016**, *45*, 7550–7554.
- (224) Field, L. D.; Li, H. L.; Magill, A. M. Base-Mediated Conversion of Hydrazine to Diazene and Dinitrogen at an Iron Center. *Inorg. Chem.* **2009**, *48*, 5–7.
- (225) Sacco, A.; Aresta, M. Nitrogen Fixation: Hydrido- and Hydrido-Nitrogen-Complexes of Iron(II). *Chem. Commun.* **1968**, 1223–1224.
- (226) Aresta, M.; Giannoccaro, P.; Rossi, M.; Sacco, A. Nitrogen Fixation: II. Dinitrogen-Complexes of Iron. *Inorg. Chim. Acta* **1971**, *5*, 203–206.
- (227) Whittlesey, M. K.; Mawby, R. J.; Osman, R.; Perutz, R. N.; Field, L. D.; Wilkinson, M. P.; George, M. W. Transient and Matrix Photochemistry of Fe(dmpe)<sub>2</sub>H<sub>2</sub> (dmpe = Me<sub>2</sub>PCH<sub>2</sub>CH<sub>2</sub>PMe<sub>2</sub>): Dynamics of C–H and H–H Activation. *J. Am. Chem. Soc.* **1993**, *115*, 8627–8637.
- (228) Van der Sluys, L. S.; Eckert, J.; Eisenstein, O.; Hall, J. H.; Huffman, J. C.; Jackson, S. A.; Koetzle, T. F.; Kubas, G. J.; Vergamini, P. J.; Caulton, K. G. An Attractive Cis-Effect of Hydride on Neighbor Ligands: Experimental and Theoretical Studies on the Structure and Intramolecular Rearrangements of Fe(H)<sub>2</sub>(η<sup>2</sup>-H<sub>2</sub>)(PEtPh<sub>2</sub>)<sub>3</sub>. *J. Am. Chem. Soc.* **1990**, *112*, 4831–4841.
- (229) Field, L. D.; Li, H. L.; Dalgarno, S. J.; Turner, P. The First Side-on Bound Metal Complex of Diazene, HN=NH. *Chem. Commun.* **2008**, 1680–1682.
- (230) Yelle, R. B.; Crossland, J. L.; Szymczak, N. K.; Tyler, D. R. Theoretical Studies of N<sub>2</sub> Reduction to Ammonia in Fe(dmpe)<sub>2</sub>N<sub>2</sub>. *Inorg. Chem.* **2009**, *48*, 861–871.
- (231) Fox, D. J.; Bergman, R. G. Synthesis of an Iron Parent Amido Complex and a Comparison of Its Reactivity with the Ruthenium Analog. *Organometallics* **2004**, *23*, 1656–1670.
- (232) Crossland, J. L.; Zakharov, L. N.; Tyler, D. R. Synthesis and Characterization of an Iron(II) η<sup>2</sup>-Hydrazine Complex. *Inorg. Chem.* **2007**, *46*, 10476–10478.
- (233) Crossland, J. L.; Balesdent, C. G.; Tyler, D. R. Intermediates in the Reduction of N<sub>2</sub> to NH<sub>3</sub>: Synthesis of Iron η<sup>2</sup> Hydrazido(1–) and Diazene Complexes. *Dalton Trans.* **2009**, 4420–4422.
- (234) Field, L. D.; Li, H. L.; Dalgarno, S. J.; Jensen, P.; McIntosh, R. D. Synthesis and Characterization of Iron(II) and Ruthenium(II) Hydrido Hydrazine Complexes. *Inorg. Chem.* **2011**, *50*, 5468–5476.
- (235) Wiesler, B.; Tuzcek, F.; Näther, C.; Bensch, W. [FeHCl(C<sub>10</sub>H<sub>24</sub>P<sub>2</sub>)<sub>2</sub>]. *Acta Crystallogr., Sect. C: Cryst. Struct. Commun.* **1998**, *54*, 44–46.
- (236) Miller, W. K.; Gilbertson, J. D.; Leiva-Paredes, C.; Bernatis, P. R.; Weakley, T. J. R.; Lyon, D. K.; Tyler, D. R. Precursors to Water-Soluble Dinitrogen Carriers. Synthesis of Water-Soluble Complexes of Iron(II) Containing Water-Soluble Chelating Phosphine Ligands of the Type 1,2-Bis(Bis(Hydroxyalkyl)Phosphino)Ethane. *Inorg. Chem.* **2002**, *41*, 5453–5465.
- (237) Gilbertson, J. D.; Szymczak, N. K.; Tyler, D. R. H<sub>2</sub> Activation in Aqueous Solution: Formation of Trans-[Fe(DMeOPrPE)<sub>2</sub>H(H<sub>2</sub>)]<sup>+</sup> via the Heterolysis of H<sub>2</sub> in Water. *Inorg. Chem.* **2004**, *43*, 3341–3343.
- (238) Gilbertson, J. D.; Szymczak, N. K.; Crossland, J. L.; Miller, W. K.; Lyon, D. K.; Foxman, B. M.; Davis, J.; Tyler, D. R. Coordination Chemistry of H<sub>2</sub> and N<sub>2</sub> in Aqueous Solution. Reactivity and Mechanistic Studies Using Trans-Fe<sup>II</sup>(P<sub>2</sub>)<sub>2</sub>X<sub>2</sub>-Type Complexes (P<sub>2</sub> = a Chelating, Water-Solubilizing Phosphine). *Inorg. Chem.* **2007**, *46*, 1205–1214.
- (239) Tyler, D. R. Mechanisms for the Formation of NH<sub>3</sub>, N<sub>2</sub>H<sub>4</sub>, and N<sub>2</sub>H<sub>2</sub> in the Protonation Reaction of Fe(DMeOPrPE)<sub>2</sub>N<sub>2</sub> {DMeOPrPE = 1,2-Bis[Bis(Methoxypropyl)Phosphino]Ethane}. *Z. Anorg. Allg. Chem.* **2015**, *641*, 31–39.
- (240) Gilbertson, J. D.; Szymczak, N. K.; Tyler, D. R. Reduction of N<sub>2</sub> to Ammonia and Hydrazine Utilizing H<sub>2</sub> as the Reductant. *J. Am. Chem. Soc.* **2005**, *127*, 10184–10185.
- (241) Nishibayashi, Y.; Iwai, S.; Hidai, M. Bimetallic System for Nitrogen Fixation: Ruthenium-Assisted Protonation of Coordinated N<sub>2</sub> on Tungsten with H<sub>2</sub>. *Science* **1998**, *279*, 540–542.
- (242) Fryzuk, M. D.; Love, J. B.; Rettig, S. J.; Young, V. G. Transformation of Coordinated Dinitrogen by Reaction with Dihydrogen and Primary Silanes. *Science* **1997**, *275*, 1445–1447.
- (243) Bancroft, G. M.; Mays, M. J.; Prater, B. E. A New Route to Molecular Nitrogen Complexes. *J. Chem. Soc. D* **1969**, 585–585.
- (244) Mayer, U.; Gutmann, V.; Gerger, W. The Acceptor Number — A Quantitative Empirical Parameter for the Electrophilic Properties of Solvents. *Monatsh. Chem.* **1975**, *106*, 1235–1257.
- (245) Beckett, M. A.; Strickland, G. C.; Holland, J. R.; Sukumar Varma, K. A convenient NMR Method for the Measurement of Lewis Acidity at Boron Centres: Correlation of Reaction Rates of Lewis Acid Initiated Epoxide Polymerizations with Lewis Acidity. *Polymer* **1996**, *37*, 4629–4631.
- (246) Geri, J. B.; Shanahan, J. P.; Szymczak, N. K. Testing the Push–Pull Hypothesis: Lewis Acid Augmented N<sub>2</sub> Activation at Iron. *J. Am. Chem. Soc.* **2017**, *139*, 5952–5956.
- (247) Piascik, A. D.; Li, R.; Wilkinson, H. J.; Green, J. C.; Ashley, A. E. Fe-Catalyzed Conversion of N<sub>2</sub> to N(SiMe<sub>3</sub>)<sub>3</sub> via an Fe-Hydrazido Resting State. *J. Am. Chem. Soc.* **2018**, *140*, 10691–10694.
- (248) Schrock, R. R. Reduction of Dinitrogen. *Proc. Natl. Acad. Sci. U. S. A.* **2006**, *103*, 17087.

- (249) Čorić, I.; Holland, P. L. Insight into the Iron–Molybdenum Cofactor of Nitrogenase from Synthetic Iron Complexes with Sulfur, Carbon, and Hydride Ligands. *J. Am. Chem. Soc.* **2016**, *138*, 7200–7211.
- (250) Suess, D. L. M.; Tsay, C.; Peters, J. C. Dihydrogen Binding to Isostructural  $S = 1/2$  and  $S = 0$  Cobalt Complexes. *J. Am. Chem. Soc.* **2012**, *134*, 14158–14164.
- (251) Takaoka, A.; Gerber, L. C. H.; Peters, J. C. Access to Well-Defined Ruthenium(I) and Osmium(I) Metalloradicals. *Angew. Chem., Int. Ed.* **2010**, *49*, 4088–4091.
- (252) Tanabe, Y.; Nishibayashi, Y. Recent Advances in Nitrogen Fixation upon Vanadium Complexes. *Coord. Chem. Rev.* **2019**, *381*, 135–150.
- (253) Sekiguchi, Y.; Meng, F.; Tanaka, H.; Eizawa, A.; Arashiba, K.; Nakajima, K.; Yoshizawa, K.; Nishibayashi, Y. Synthesis and Reactivity of Titanium- and Zirconium-Dinitrogen Complexes Bearing Anionic Pyrrole-Based PNP-Type Pincer Ligands. *Dalton Trans.* **2018**, *47*, 11322–11326.
- (254) Fryzuk, M. D.; Haddad, T. S.; Mylvaganam, M.; McConville, D. H.; Rettig, S. J. End-on versus Side-on Bonding of Dinitrogen to Dinuclear Early Transition-Metal Complexes. *J. Am. Chem. Soc.* **1993**, *115*, 2782–2792.
- (255) Shih, K.-Y.; Schrock, R. R.; Kempe, R. Synthesis of Molybdenum Complexes That Contain Silylated Triamidoamine Ligands. A  $\mu$ -Dinitrogen Complex, Methyl and Acetylides Complexes, and Coupling of Acetylides. *J. Am. Chem. Soc.* **1994**, *116*, 8804–8805.
- (256) Henderson, Wm. A.; Streuli, C. A. The Basicity of Phosphines. *J. Am. Chem. Soc.* **1960**, *82*, 5791–5794.
- (257) Manriquez, J. M.; Sanner, R. D.; Marsh, R. E.; Bercaw, J. E. Reduction of Molecular Nitrogen to Hydrazine - Structure of a Dinitrogen Complex of Bis(Pentamethylcyclopentadienyl)Zirconium(II) and a Nitrogen-15 Labeling Study of Its Reaction with Hydrogen-Chloride. *J. Am. Chem. Soc.* **1976**, *98*, 3042–3044.
- (258) Kokubo, Y.; Yamamoto, C.; Tsuzuki, K.; Nagai, T.; Katayama, A.; Ohta, T.; Ogura, T.; Wasada-Tsutsui, Y.; Kajita, Y.; Kugimiya, S.; et al. Dinitrogen Fixation by Vanadium Complexes with a Triamidoamine Ligand. *Inorg. Chem.* **2018**, *57*, 11884–11894.
- (259) Scheer, M.; Müller, J.; Schiffer, M.; Baum, G.; Winter, R. Pnictides as Symmetrically Bridging Ligands in Novel Neutral Complexes. *Chem. - Eur. J.* **2000**, *6*, 1252–1257.
- (260) Jewess, M.; Crabtree, R. H. Electrocatalytic Nitrogen Fixation for Distributed Fertilizer Production? *ACS Sustainable Chem. Eng.* **2016**, *4*, 5855–5858.
- (261) Chen, J. G.; Crooks, R. M.; Seefeldt, L. C.; Bren, K. L.; Bullock, R. M.; Darensbourg, M. Y.; Holland, P. L.; Hoffman, B.; Janik, M. J.; Jones, A. K.; et al. Beyond Fossil Fuel-Driven Nitrogen Transformations. *Science* **2018**, *360*, 873–879.
- (262) Shipman, M. A.; Symes, M. D. Recent Progress towards the Electrosynthesis of Ammonia from Sustainable Resources. *Catal. Today* **2017**, *286*, 57–68.
- (263) Ostermann, N.; Siewert, I. Electrochemical  $N_2$  Splitting at Well-Defined Metal Complexes. *Curr. Opin. Electrochem.* **2019**, *15*, 97–101.
- (264) Martín, A. J.; Shinagawa, T.; Pérez-Ramírez, J. Electrocatalytic Reduction of Nitrogen: From Haber-Bosch to Ammonia Artificial Leaf. *Chem.* **2019**, *5*, 263–283.
- (265) Milton, R. D.; Cai, R.; Abdellaoui, S.; Leech, D.; De Lacey, A. L.; Pita, M.; Minter, S. D. Bioelectrochemical Haber–Bosch Process: An Ammonia-Producing  $H_2/N_2$  Fuel Cell. *Angew. Chem., Int. Ed.* **2017**, *56*, 2680–2683.
- (266) Chen, H.; Cai, R.; Patel, J.; Dong, F.; Chen, H.; Minter, S. D. Upgraded Bioelectrocatalytic  $N_2$  Fixation: From  $N_2$  to Chiral Amine Intermediates. *J. Am. Chem. Soc.* **2019**, *141*, 4963–4971.
- (267) Pickett, C. J.; Talarmin, J. Electrosynthesis of Ammonia. *Nature* **1985**, *317*, 652–653.
- (268) Pickett, C. J.; Ryder, K. S.; Talarmin, J. Electron-Transfer Reactions in Nitrogen Fixation. Part 2. The Electrosynthesis of Ammonia: Identification and Estimation of Products. *J. Chem. Soc., Dalton Trans.* **1986**, 1453–1457.
- (269) Becker, J. Y.; Avraham, S. Nitrogen Fixation: Part III. Electrochemical Reduction of Hydrazido ( $-NNH_2$ ) Mo and W Complexes. Selective Formation of  $NH_3$  under Mild Conditions. *J. Electroanal. Chem. Interfacial Electrochem.* **1990**, *280*, 119–127.
- (270) Vol'pin, M. E.; Shur, V. B. Nitrogen Fixation by Transition Metal Complexes. *Nature* **1966**, *209*, 1236–1236.
- (271) Brintzinger, H. Formation of Ammonia by Insertion of Molecular Nitrogen into Metal-Hydride Bonds. II. Di- $\mu$ -Imino-Bis(Dicyclopentadienyltitanium(III)) as a Product of the Reaction between Di- $\mu$ -Hydrido-Bis(Dicyclopentadienyltitanium(III)) and Molecular Nitrogen. *J. Am. Chem. Soc.* **1966**, *88*, 4307–4308.
- (272) Brintzinger, H. Formation of Ammonia by Insertion of Molecular Nitrogen into Metal-Hydride Bonds. III. Considerations on the Properties of Enzymatic Nitrogen-Fixing Systems and Proposal of a General Mechanism. *Biochemistry* **1966**, *5*, 3947–3950.
- (273) Brintzinger, H. Formation of Ammonia by Insertion of Molecular Nitrogen into Metal-Hydride Bonds. I. the Formation of Dimeric Dicyclopentadienyltitanium(III) Hydride as an Intermediate in the Vol'pin-Shur Nitrogen-Fixing System. *J. Am. Chem. Soc.* **1966**, *88*, 4305–4307.
- (274) Maskill, R.; Pratt, J. M. Kinetics of the Reaction of  $N_2$  with Titanium Cyclopentadienyl Complexes. *Chem. Commun. (London)* **1967**, 950–951.
- (275) Bayer, E.; Schurig, V. Stickstoff-Fixierung und Reduktion zu Ammoniak mit metallorganischen Katalysatoren. *Chem. Ber.* **1969**, *102*, 3378–3390.
- (276) Becker, J. Y.; Avraham Tsarfaty, S.; Posin, B. Nitrogen Fixation: Part I. Electrochemical Reduction of Titanium Compounds in the Presence of Catechol and  $N_2$  in MeOH or THF. *J. Electroanal. Chem. Interfacial Electrochem.* **1987**, *230*, 143–153.
- (277) Jeong, E.-Y.; Yoo, C.-Y.; Jung, C. H.; Park, J. H.; Park, Y. C.; Kim, J.-N.; Oh, S.-G.; Woo, Y.; Yoon, H. C. Electrochemical Ammonia Synthesis Mediated by Titanocene Dichloride in Aqueous Electrolytes under Ambient Conditions. *ACS Sustainable Chem. Eng.* **2017**, *5*, 9662–9666.
- (278) Katayama, A.; Inomata, T.; Ozawa, T.; Masuda, H. Electrochemical Evaluation of Titanocenes in Ionic Liquids with Non-coordinating and Coordinating Anions and Application for  $NH_3$  Synthesis. *ChemElectroChem* **2017**, *4*, 3053–3060.
- (279) Katayama, A.; Inomata, T.; Ozawa, T.; Masuda, H. Ionic Liquid Promotes  $N_2$  Coordination to Titanocene(III) Monochloride. *Dalton Trans.* **2017**, *46*, 7668–7671.
- (280) Furuya, N.; Yoshida, H. Nitrogen Fixation Using a Gas-Diffusion Electrode Loaded with Iron Phthalocyanine. *Denki Kagaku Oyoobi Kogyo Butsuri Kagaku* **1989**, *57*, 261–262, DOI: 10.5796/kogyobutsurikagaku.57.261.
- (281) Furuya, N.; Yoshida, H. Electroreduction of Nitrogen to Ammonia on Gas-Diffusion Electrodes Modified by Fe-Phthalocyanine. *J. Electroanal. Chem. Interfacial Electrochem.* **1989**, *263*, 171–174.
- (282) Furuya, N.; Yoshida, H. Electroreduction of Nitrogen to Ammonia on Gas-Diffusion Electrodes Loaded with Inorganic Catalyst. *J. Electroanal. Chem. Interfacial Electrochem.* **1990**, *291*, 269–272.
- (283) Shipman, M. A.; Symes, M. D. A Re-Evaluation of Sn(II) Phthalocyanine as a Catalyst for the Electrosynthesis of Ammonia. *Electrochim. Acta* **2017**, *258*, 618–622.
- (284) Andersen, S. Z.; Čolić, V.; Yang, S.; Schwalbe, J. A.; Nielander, A. C.; McEnaney, J. M.; Enemark-Rasmussen, K.; Baker, J. G.; Singh, A. R.; Rohr, B. A.; et al. A Rigorous Electrochemical Ammonia Synthesis Protocol with Quantitative Isotope Measurements. *Nature* **2019**, *570*, 504–508.
- (285) Sherbow, T. J.; Thompson, E. J.; Arnold, A.; Sayler, R. I.; Britt, R. D.; Berben, L. A. Electrochemical Reduction of  $N_2$  to  $NH_3$  at Low Potential by a Molecular Aluminum Complex. *Chem. - Eur. J.* **2019**, *25*, 454–458.
- (286) Légaré, M.-A.; Bélanger-Chabot, G.; Dewhurst, R. D.; Welz, E.; Krummenacher, I.; Engels, B.; Braunschweig, H. Nitrogen Fixation and Reduction at Boron. *Science* **2018**, *359*, 896–900.
- (287) Tafel, J. Über die Polarisation bei kathodischer Wasserstoffentwicklung. *Z. Phys. Chem.* **1905**, *50U*, 641–712.

- (288) Pegis, M. L.; McKeown, B. A.; Kumar, N.; Lang, K.; Wasylenko, D. J.; Zhang, X. P.; Raugai, S.; Mayer, J. M. Homogenous Electrocatalytic Oxygen Reduction Rates Correlate with Reaction Overpotential in Acidic Organic Solutions. *ACS Cent. Sci.* **2016**, *2*, 850–856.
- (289) Pegis, M. L.; Wise, C. F.; Koronkiewicz, B.; Mayer, J. M. Identifying and Breaking Scaling Relations in Molecular Catalysis of Electrochemical Reactions. *J. Am. Chem. Soc.* **2017**, *139*, 11000–11003.
- (290) Costentin, C.; Savéant, J.-M. Towards an Intelligent Design of Molecular Electrocatalysts. *Nat. Rev. Chem.* **2017**, *1*, 1–8.
- (291) Klug, C. M.; Cardenas, A. J. P.; Bullock, R. M.; O'Hagan, M.; Wiedner, E. S. Reversing the Tradeoff between Rate and Overpotential in Molecular Electrocatalysts for H<sub>2</sub> Production. *ACS Catal.* **2018**, *8*, 3286–3296.
- (292) Huo, P. F.; Uyeda, C.; Goodpaster, J. D.; Peters, J. C.; Miller, T. F. Breaking the Correlation between Energy Costs and Kinetic Barriers in Hydrogen Evolution via a Cobalt Pyridine-Diimine-Dioxime Catalyst. *ACS Catal.* **2016**, *6*, 6114–6123.
- (293) Wang, Y.; Montoya, J. H.; Tsai, C.; Ahlquist, M. S. G.; Nørskov, J. K.; Studt, F. Scaling Relationships for Binding Energies of Transition Metal Complexes. *Catal. Lett.* **2016**, *146*, 304–308.
- (294) Lindley, B. M.; Appel, A. M.; Krogh-Jespersen, K.; Mayer, J. M.; Miller, A. J. M. Evaluating the Thermodynamics of Electrocatalytic N<sub>2</sub> Reduction in Acetonitrile. *ACS Energy Lett.* **2016**, *1*, 698–704.
- (295) Warren, J. J.; Tronic, T. A.; Mayer, J. M. Thermochemistry of Proton-Coupled Electron Transfer Reagents and Its Implications. *Chem. Rev.* **2010**, *110*, 6961–7001.
- (296) Cappellani, E. P.; Drouin, S. D.; Jia, G.; Maltby, P. A.; Morris, R. H.; Schweitzer, C. T. Effect of the Ligand and Metal on the pK<sub>a</sub> Values of the Dihydrogen Ligand in the Series of Complexes [M(H<sub>2</sub>)H(L)<sub>2</sub>]<sup>+</sup>, M = Fe, Ru, Os, Containing Isoelectric Ditertiaryphosphine Ligands, *L. J. Am. Chem. Soc.* **1994**, *116*, 3375–3388.
- (297) Kaljurand, I.; Kütt, A.; Sooväli, L.; Rodima, T.; Mäemets, V.; Leito, I.; Koppel, I. A. Extension of the Self-Consistent Spectrophotometric Basicity Scale in Acetonitrile to a Full Span of 28 pK<sub>a</sub> Units: Unification of Different Basicity Scales. *J. Org. Chem.* **2005**, *70*, 1019–1028.
- (298) Robbins, J. L.; Edelstein, N.; Spencer, B.; Smart, J. C. Syntheses and Electronic Structures of Decamethylmetallocenes. *J. Am. Chem. Soc.* **1982**, *104*, 1882–1893.
- (299) Abdur-Rashid, K.; Fong, T. P.; Greaves, B.; Gusev, D. G.; Hinman, J. G.; Landau, S. E.; Lough, A. J.; Morris, R. H. An Acidity Scale for Phosphorus-Containing Compounds Including Metal Hydrides and Dihydrogen Complexes in THF: Toward the Unification of Acidity Scales. *J. Am. Chem. Soc.* **2000**, *122*, 9155–9171.
- (300) Scepianiak, J. J.; Young, J. A.; Bontchev, R. P.; Smith, J. M. Formation of Ammonia from an Iron Nitrido Complex. *Angew. Chem., Int. Ed.* **2009**, *48*, 3158–3160.
- (301) Pappas, I.; Chirik, P. J. Ammonia Synthesis by Hydrogenolysis of Titanium–Nitrogen Bonds Using Proton Coupled Electron Transfer. *J. Am. Chem. Soc.* **2015**, *137*, 3498–3501.
- (302) Scheibel, M. G.; Abbenseth, J.; Kinauer, M.; Heinemann, F. W.; Würtele, C.; de Bruin, B.; Schneider, S. Homolytic N–H Activation of Ammonia: Hydrogen Transfer of Parent Iridium Ammine, Amide, Imide, and Nitride Species. *Inorg. Chem.* **2015**, *54*, 9290–9302.
- (303) Kendall, A. J.; Johnson, S. I.; Bullock, R. M.; Mock, M. T. Catalytic Silylation of N<sub>2</sub> and Synthesis of NH<sub>3</sub> and N<sub>2</sub>H<sub>4</sub> by Net Hydrogen Atom Transfer Reactions Using a Chromium P<sub>4</sub> Macrocycle. *J. Am. Chem. Soc.* **2018**, *140*, 2528–2536.
- (304) Tanaka, H.; Nishibayashi, Y.; Yoshizawa, K. Interplay between Theory and Experiment for Ammonia Synthesis Catalyzed by Transition Metal Complexes. *Acc. Chem. Res.* **2016**, *49*, 987–995.
- (305) Ohki, Y.; Uchida, K.; Tada, M.; Cramer, R. E.; Ogura, T.; Ohta, T. N<sub>2</sub> Activation on a Molybdenum–Titanium–Sulfur Cluster. *Nat. Commun.* **2018**, *9*, 3200.
- (306) Creutz, S. E.; Peters, J. C. Exploring Secondary-Sphere Interactions in Fe–N<sub>x</sub>H<sub>y</sub> Complexes Relevant to N<sub>2</sub> Fixation. *Chem. Sci.* **2017**, *8*, 2321–2328.
- (307) McKone, J. R.; Marinescu, S. C.; Brunschwig, B. S.; Winkler, J. R.; Gray, H. B. Earth-Abundant Hydrogen Evolution Electrocatalysts. *Chem. Sci.* **2014**, *5*, 865–878.
- (308) Bullock, R. M.; Appel, A. M.; Helm, M. L. Production of Hydrogen by Electrocatalysis: Making the H–H Bond by Combining Protons and Hydrides. *Chem. Commun.* **2014**, *50*, 3125–3143.
- (309) Zhang, W.; Lai, W.; Cao, R. Energy-Related Small Molecule Activation Reactions: Oxygen Reduction and Hydrogen and Oxygen Evolution Reactions Catalyzed by Porphyrin- and Corrole-Based Systems. *Chem. Rev.* **2017**, *117*, 3717–3797.
- (310) Francke, R.; Schille, B.; Roemelt, M. Homogeneously Catalyzed Electroreduction of Carbon Dioxide—Methods, Mechanisms, and Catalysts. *Chem. Rev.* **2018**, *118*, 4631–4701.
- (311) Tang, C.; Qiao, S.-Z. How to Explore Ambient Electrocatalytic Nitrogen Reduction Reliably and Insightfully. *Chem. Soc. Rev.* **2019**, *48*, 3166–3180.