



# Relative Numbers and Algebraic Sum

# Early Algebra and Relative Number

---

- Interrogate teachers' instruction
- Interrogate web applications
- Make your own proposal

 **progetto ArAl**  
*Quaderno 9. Approccio ai numeri relativi a cura di G. Navarra, T. Sini*

## QUADERNO n.9

A cura di:  
Giancarlo Navarra  
Salvatore Sini

Revisione di Nicolina A. Malara

## **Approccio ai numeri relativi dalla quarta primaria alla prima secondaria. Tracce di lavoro**

Terza versione

[www.aralweb.unimore.it](http://www.aralweb.unimore.it)

# Gizmo – Explore Learning



Login ▾

Sign Up For Free



Adding on the Number Line

Go to Lesson Info

Extend Your Gizmo Pass ▾ 4:50



Add two numbers     Add three numbers

$0 + 0 = 0$

$a$  0.0

$b$  0.0   

[-https://gizmos.explorelearning.com/find-gizmos/launch-gizmo?resourceId=95](https://gizmos.explorelearning.com/find-gizmos/launch-gizmo?resourceId=95)

# Geogebra

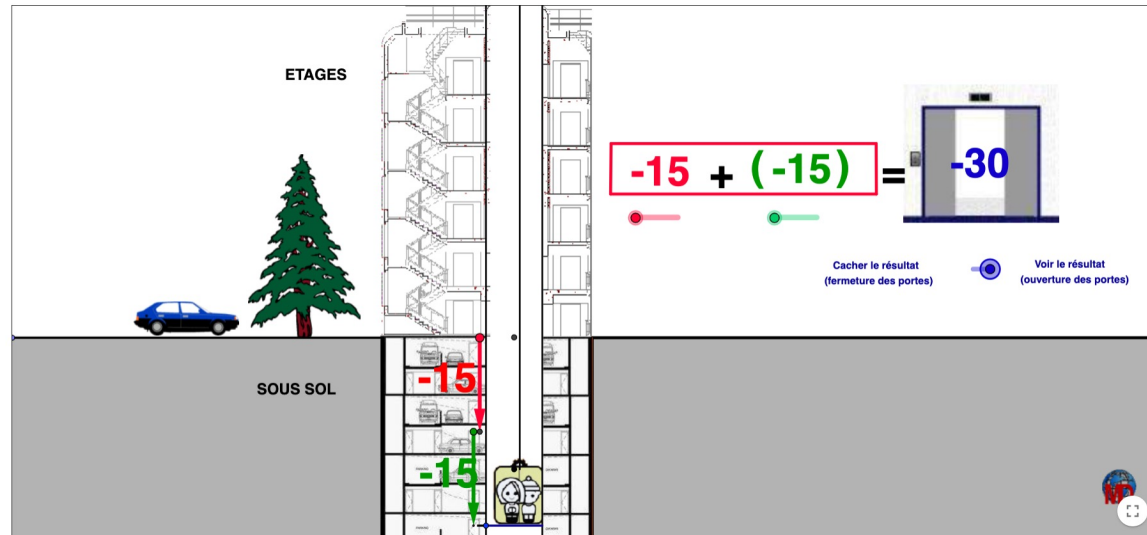
≡ GeoGebra

## Sum of two relative numbers

Author: Daniel Mentrad

Topic: Arithmetic, Numbers

My old 2009 file updated



The activity interface features a central diagram of a building with a vertical shaft. The top part is labeled 'ETAGES' (floors) and the bottom part is labeled 'SOUS SOL' (basement). A blue car and a green tree are on the ground level. A red arrow points down from the ground level to a car in the basement, labeled '-15'. A green arrow points down from the car in the basement to another car further down, labeled '-15'. To the right, a math problem is displayed:  $-15 + (-15) = -30$ . Below the equation are two buttons: 'Cacher le résultat (fermeture des portes)' and 'Voir le résultat (ouverture des portes)'. A small globe icon is in the bottom right corner.

<https://www.geogebra.org/m/hse9wc3w>

# Desmos


Schermate

Anteprima studente

— Riscaldamento —      — Attività 1 —

**1 Warm-Up**


1. Make a true inequality by dragging the



$f(x)$

**2 Greater Than Zero**


Make a true inequality by dragging the cards.



Then press

**3 Puzzle #1**


Here is what you created on the previous screen.



$f(x)$


**4 Puzzle #2**

1. Make an expression with the greatest



$f(x)$

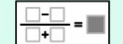
**5 A Hint for Kiri**



— Riepilogo —      — Svago —

**6 Puzzle #3**

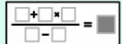
1. Make an expression with the greatest



$f(x)$

**7 Puzzle #4**


1. Make an expression with the greatest



$f(x)$

**8 Are You Ready for More?**


Solve this puzzle in as many different ways as you can.



On paper, record

**9 Lesson Synthesis**

Describe something you learned today




**10 Cc**

Determ express

**11**

This is the math we wanted you to understand:

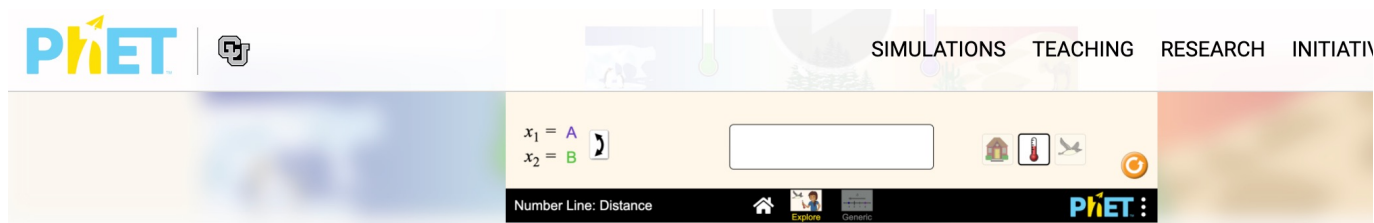
- I can add, subtract.





<https://teacher.desmos.com/activitybuilder/custom/5f1aef204f0d9708e294e462?lang=it&collections=5f8a43db06b0d9a8bd84c3cf%2C5f8a446e06b0d9a8bd84c3dd>

# Phet



## Number Line: Distance



[About](#) [Teaching Resources](#) [Activities](#) [Translations](#) [Credits](#)



### Topics

- Number Line
- Integers

<https://phet.colorado.edu/en/simulations/number-line-distance>

PhET is supported in part by



and other supporters, including educators like you.