PILASTRO P_A20
scala 1:50

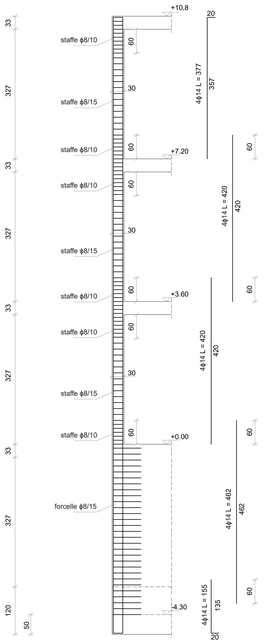

Sezione trasversale P_A20
scala 1:10

Piano interrato

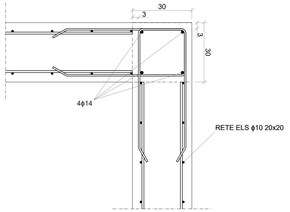

2 FORCELLE ϕ8 L= 184

Piano 2, 1, PT

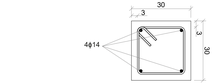

1 STAFFA ϕ8 L= 112

PILASTRO P_A5
scala 1:50

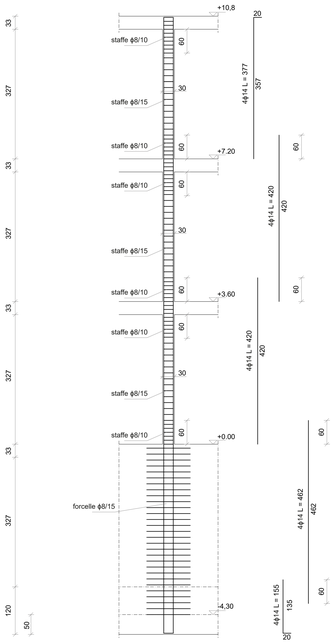

Sezione trasversale P_A5
scala 1:10

Piano interrato

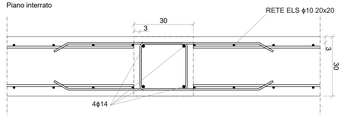

2 FORCELLE ϕ8 L= 184

Piano 2, 1, PT

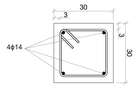

1 STAFFA ϕ8 L= 112

PILASTRO P_B5
scala 1:50



Sezione trasversale P_B5
scala 1:10

Piano interrato

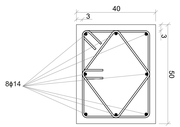

1 STAFFA ϕ8 L= 172

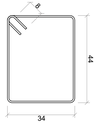

1 STAFFA ϕ8 L= 132

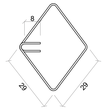

Piano PT

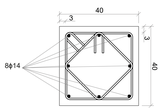

1 STAFFA ϕ8 L= 152

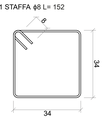

1 STAFFA ϕ8 L= 120

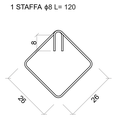

Piano 2, 1

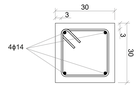

1 STAFFA ϕ8 L= 112

PIANTA PIANO TIPO
scala 1:200

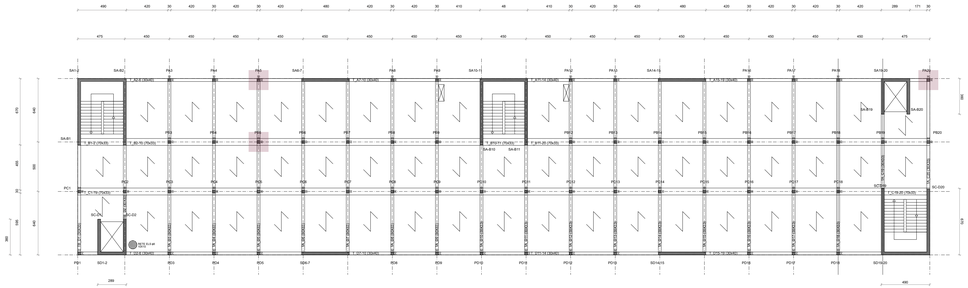

ATTENZIONE!
Gli elaborati grafici sono estratti da progetti d'anno realizzati dagli studenti degli anni precedenti e
possono presentare imprecisioni e difformità rispetto alle regole di progettazione e di restituzione grafica indicate durante le esercitazioni (es. Esercitazione 01 - Indicazioni per le tavole). Gli elaborati grafici da presentare all'esame NON DEVONO PRESCINDERE DA TALI REGOLE: le tavole qui fornite sono da considerarsi ad esclusivo titolo di esempio, in quanto funzionali al commento in aula, per mostrare gli elementi da progettare.

PROGETTO STRUTTURALE PER UN EDIFICIO SCOLASTICO SITO NEL COMUNE DI PORDENONE

TAV. 04	PILASTRI
scala 1:50 scala 1:10 quote in cm	Cls 25/30 - Acciaio B450C Copriferro 3 cm per pilastri, 2,5 cm per travi e solai, 5 cm per fondazioni Diametro del mandrino di piegatura pari a 4ϕ per diametri fino a 16 mm, 7ϕ altrimenti
Gruppo n. 02	